Supplementary Appendix

This appendix has been provided by the authors to give readers additional information about their work.

Supplement to: Mozaffarian D, Fahimi S, Singh GM, et al. Global sodium consumption and death from cardiovascular causes. N Engl J Med 2014;371:624-34. DOI: 10.1056/NEJMoa1304127

Global Sodium Consumption and Cardiovascular Mortality – Supplementary Materials

Dariush Mozaffarian, Saman Fahimi, Gitanjali M. Singh, Renata Micha, Shahab Khatibzadeh, Rebecca E. Engell, Stephen Lim, Goodarz Danaei, Majid Ezzati, John Powles, on behalf of the Global Burden of Diseases Nutrition and Chronic Diseases Expert Group (NutriCoDE)

Page	*Content*
2	Global Burden of Diseases Nutrition and Chronic Disease Expert Group – Authorship
6	Text S1. Effect of Sodium Reduction on Systolic Blood Pressure in Randomized Controlled Trials
8	Text S2. Effects of Blood Pressure on Deaths from Cardiovascular Diseases
9	Text S3. Consideration of Causal Effects of Sodium Reduction on CVD
11	Text S4. Setting Reference Levels of Sodium Consumption
12	Text S5. Blood Pressure Levels by Country, Age, Sex in 2010
12	Text S6. Cause-Specific Mortality by Country, Age, and Sex in 2010
13	Text S7. Modelling the Burdens of Cardiovascular Diseases Attributed to Sodium Consumption
14	Text S8. Premature Cardiovascular Mortality Attributed to Sodium Consumption > 2 g/d
14	Text S9. National Cardiovascular Mortality Attributed to Sodium Consumption > 2 g/d
15	Figure S1. Mean global sodium intakes in 2010, by country.
16	Figure S2. Effects of sodium reduction on systolic blood pressure in randomized trials, by age.
17	Figure S3. Dose-response relationship between systolic blood pressure and cardiovascular mortality, according to age, in one of the pooling projects utilized in our analyses.
18	Figure S4. Proportion of CVD deaths attributed to sodium consumption >2 g/d in 2010 that occurred prematurely (before age 70 y) or after age 70 y in high, middle, and low income nations.
19	Figure S5. Absolute CVD mortality and proportional CVD mortality attributed to sodium consumption > 2 g/d in 2010, by age and world region.
20	Figure S6. Absolute CVD mortality and proportional CVD mortality attributed to sodium consumption > 2 g/d in 2010, by age, in the world's 30 most populous nations.
21	Figure S7. Absolute CVD mortality and proportional CVD mortality attributed to sodium consumption > 1 g/d in 2010, by age and world region.
22	Figure S8. Absolute CVD mortality and proportional CVD mortality attributed to sodium consumption > 1 g/d in 2010, by nation.
23	Table S1. Data sources, modeling approaches, and validation methods used to estimate adult sodium consumption levels, their effects on CVD, and total cause-specific mortality by country, age and sex.
26	Table S2. Identified surveys including 24-hour urine-based or dietary questionnaire-based estimates of sodium consumption.
38	Table S3. Evidence used to derive reference intake levels of sodium consumption for adults.
39	Table S4. Global cardiovascular deaths attributed to sodium consumption > 2 g/d in 2010, by sex, age, country income, and world region.
42	Table S5. Global cardiovascular deaths attributed to sodium consumption > 2 g/d in 2010, by age, sex, world region, and country.
54	Table S6. Global cardiovascular deaths attributed to sodium consumption > 1 g/d in 2010.
55	Table S7. Global cardiovascular deaths attributed to sodium consumption > 1 g/d in 2010, by age, sex, world region, and country.
62	Table S8. Global cardiovascular deaths attributed to sodium consumption > 4 g/d in 2010.
63	Table S9. Global cardiovascular deaths attributed to sodium consumption > 4 g/d in 2010, by age, sex, world region, and country.
76	References for Supplementary Appendix

Global Burden of Diseases Nutrition and Chronic Disease Expert Group (NutriCoDE) – Authorship:

Core Group: Dariush Mozaffarian, MD, DrPH, Harvard School of Public Health, Boston, MA, USA; Majid Ezzati, PhD, Imperial College London, London, UK; Saman Fahimi, MD, MPH, University of Cambridge, Cambridge, UK; Shahab Khatibzadeh, MD, MPH, Harvard School of Public Health, Boston, MA, USA; Renata Micha, PhD, Agricultural University of Athens, Athens, Greece, Harvard School of Public Health, Boston, MA, USA; John Powles, MBBS, University of Cambridge, Cambridge, UK; Peilin Shi, PhD, Harvard School of Public Health, Boston, MA, USA.

Other Members: Ibrahim Elmadfa, PhD, Institute of Nutritional Sciences, University of Vienna, Vienna, Austria; Shadi Kalantarian, MD, MPH, Harvard School of Public Health, Boston, MA, USA; Mayuree Rao, BA, The Warren Alpert Medical School of Brown University, Providence, RI, USA; Pattra Wirojratana, Harvard School of Public Health, Boston, MA, USA.

Dietary Exposure Imputation: Stephen S. Lim, PhD, Institute for Health Metrics and Evaluation, University of Washington, Seattle, Washington, USA; Kathryn G. Andrews, MPH, African Leaders Malaria Alliance, Dar es Salaam, Tanzania; Rebecca E Engell, BA, Institute for Health Metrics and Evaluation, University of Washington, Seattle, Washington, USA.

Urine-based Sodium Exposures – Intersalt and Intermap: Paul Elliott; PhD, Department of Epidemiology and Biostatistics, School of Public Health, Imperial College London, London, UK; Ian Brown, PhD, Public Health Specialty Training Programme, NHS East of England Multi-Professional Deanery, Fulbourn, UK.

Urine-based Sodium Exposures – Corresponding Members (alphabetical order): John Britton; PhD, Division of Epidemiology and Public Health, University of Nottingham, Nottingham, UK; Andrew Fogarty; PhD, Division of Epidemiology and Public Health, University of Nottingham, Nottingham, UK; Mary Anne Land; MPH, doctoral student, The George Institute of Global Health, University of Sydney, Sydney, Australia; Sarah Lewis; PhD, Division of Epidemiology and Public Health, University of Nottingham, Nottingham, UK; Tricia McKeever; PhD, School of Community Health Sciences, University of Nottingham, Nottingham, UK; Bruce Neal, PhD, The George Institute of Global Health, University of Sydney, Sydney, Australia; Marga C. Ocké; PhD, National Institute for Public Health and the Environment (RIVM), PO Box 1, 3720 BA Bilthoven, The Netherlands; Jacqui Webster; PhD, The George Institute of Global Health, University of Sydney, Sydney, Australia.

Dietary Exposures – Corresponding Members (alphabetical order): Pamela A. Abbott, PhD, University of Aberdeen, Aberdeen, United Kingdom; Morteza Abdollahi, MD, MPH, National Nutrition and Food Technology Research Institute, Tehran, Iran; Enrique O. Abeyá Gilardon, MD, MPH, Ministerio de Salud, Buenos Aires, Argentina; Habibul Ahsan, MD, University of Chicago, Chicago, IL, USA; Mohannad Abed Alfattah. Al Nsour, MD, Eastern Mediterranean Public Health Network (EMPHNET), Amman, Jordan; Suad N.

Al-Hooti, MSc, Kuwait Institute for Scientific Research, Kuwait, Kuwait; Carukshi Arambepola, MD, Faculty of Medicine, University of Colombo, Colombo, Sri Lanka; Hubert Barennes, PhD, Institut Francophone pour la Médecine Tropicale, Vientiane, Lao PDR; Simon Barquera, PhD, Instituto Nacional de Salud Publica (INSP), Cuernavaca, Mexico; Ana Baylin, MD, DrPH, University of Michigan, Ann Arbor, MI, US; Wulf Becker, PhD, National Food Agency, Uppsala, Sweden; Peter Bjerregaard, MD, Dr.Med.Sci., National Institute of Public Health, University of Southern Denmark, Copenhagen, Denmark; Lesley T. Bourne, PhD, Environment and Health Research Unit, Medical Research Council, Cape Town, South Africa; Neville Calleja, MD, MFPH, PhD, Department of Health Information and Research, Valletta, Malta; Mario V. Capanzana, PhD, Food and Nutrition Research Institute, Manila, Philippines; Katia Castetbon, PhD, Institut de veille sanitaire, Saint Maurice, France; Hsing-Yi Chang, DrPH, National Health Research Institutes, Miaoli, Taiwan; Yu Chen, PhD, New York University School of Medicine, New York, NY, USA; Melanie J. Cowan, MPH, Department of Chronic Diseases and Health Promotion, WHO, Geneva, Switzerland; Stefaan De Henauw, MD, PhD, Department of Public Health, Ghent University, Ghent, Belgium; Eric L. Ding, ScD, Harvard School of Public Health, Harvard Medical School, Boston, MA, USA; Charmaine A. Duante, MSc, Food and Nutrition Research Institute, Department of Science and Technology, Manila, Philippines; Pablo Duran, PhD, Dirección Nacional de Maternidad e Infancia, Ministerio de Salud de la Nación, Buenos Aires, Argentina; Ibrahim Elmadfa, PhD, Institute of Nutritional Sciences, University of Vienna, Vienna, Austria; Heléne Enghardt Barbieri, National Food Agency, Uppsala, Sweden; Farshad Farzadfar, MD, DSc, Non-Communicable Diseases Research Center, Endocrinology and Metabolism Research Institute, Tehran University of Medical Sciences, Tehran, Iran; Dulitha N. Fernando, PhD, Faculty of Medicine, University of Colombo, Colombo, Sri Lanka; Aida Filipovic Hadziomeragic, MD, MSc, Institute of Public Health of Federation of Bosnia and Herzegovina, Sarajevo, Bosnia and Herzegovina; Regina M. Fisberg, PhD, Faculty of Public Health, University of São Paulo, São Paulo, Brazil; Simon J. Forsyth, BA (UQ), School of Population Health, University of Queensland, Brisbane, Australia; Didier Garriguet, Msc, Statistics Canada, Ottawa, Canada; Jean-Michel Gaspoz, MD, MPH, Geneva University Hospitals and Faculty of Medicine of Geneva, Geneva, Switzerland; Dorothy Gauci, MSc, Department of Health Information and Research, Valletta, Malta; Brahmam N. V. Ginnela, MB, BS, DPH, National Institute of Nutrition, Indian Council of Medical Research, Hyderabad, India; Idris Guessous, MD, Geneva University Hospitals and Faculty of Medicine of Geneva, Geneva, Switzerland; Martin C. Gulliford, FFPH, King's College London, London, UK; Wilbur C. Hadden, PhD, University of Maryland, College Park, MD, USA; Christian Haerpfer, PhD, University of Aberdeen, Aberdeen, United Kingdom; Daniel J. Hoffman, PhD, Rutgers, the State University of New Jersey, New Brunswick, NJ, USA; Anahita Houshiar-rad, MSc, National Nutrition and Food Technology Research Institute, Shahid Beheshti University of Medical Sciences, Tehran, Iran; Inge Huybrechts, PhD, Department of Public Health, Ghent University, Ghent, Belgium; Nahla C. Hwalla, PhD, American University of Beirut, Beirut, Lebanon; Hajah Masni Ibrahim, MSc, Ministry of Health, Bandar Seri Begawan, Brunei; Manami Inoue, MD, PhD, Epidemiology and Prevention Division, Research

Center for Cancer Prevention and Screening, National Cancer Center, Tokyo, Japan; Maria D. Jackson, PhD, University of the West Indies, Mona, Jamaica; Lars Johansson, PhD, Norwegian Directorate of Health, Oslo, Norway; Lital Keinan-Boker, MD, PhD, Ministry of Health, Ramat Gan, Israel; Cho-il Kim, PhD, Korea Health Industry Development Institute, Cheongwon-gun, Republic of Korea; Eda Koksal, PhD, Gazi University, Ankara, Turkey; Yanping Li, PhD, Harvard School of Public Health, Boston, MA, USA; Nur Indrawaty Lipoeto, PhD, Andalas University, Jalan Perintis Kemerdekaan, Indonesia; Guansheng Ma, PhD, National Institute for Nutrition and Food Safety, Chinese Center for Disease Control and Prevention, Beijing, China; Guadalupe L. Mangialavori, MS, RD, Ministerio de Salud de la Nación (National Health Ministry), Buenos Aires, Argentina; Yasuhiro Matsumura, PhD, Bunkyo University, Tokyo, Japan; Stephen T. McGarvey, PhD, Brown University, Providence, RI, USA; Chan Mei Fen; Gert B. M. Mensink, PhD, Robert Koch Institute, Berlin, Germany; Rafael Monge-Rojas, PhD, Costa Rican Institute for Research and Education and Nutrition and Health (INCIENSA), Cartago, Costa Rica; Abdulrahman Obaid. Musaiger, PhD, Arab Center for Nutrition, Manama, Bahrain; Balakrishna Nagalla, PhD, National Institute of Nutrition, Hyderabad, India; Androniki Naska, PhD, Department of Hygiene, Epidemiology and Medical Statistics, University of Athens Medical School, Athens, Greece; Marga C. Ocke, PhD, National Institute for Public Health and the Environment, Bilthoven, Netherlands; Maciej Oltarzewski, MSc, National Food and Nutrition Institute, Warsaw, Poland; Philippos Orfanos, PhD, Department of Hygiene, Epidemiology and Medical Statistics, University of Athens Medical School, Athens, Greece; Marja-Leena Ovaskainen, PhD, National Institute for Health and Welfare, Helsinki, Finland; Wen-Harn Pan, PhD, Division of Preventive Medicine and Health Services Research, Institute of Population Health Sciences, National Health Research Institutes, Miaoli, Taiwan; Demosthenes B. Panagiotakos, PhD, Harokopio University, Athens, Greece; Gulden A. Pekcan, PhD, Department of Nutrition and Dietetics, Faculty of Health Sciences, Hacettepe University, Ankara, Turkey; Stefka Petrova, MD, PhD, National Center of Public Health and Analyses, Sofia, Bulgaria; Noppawan Piaseu, PhD, Mahidol University, Bangkok, Thailand; Christos Pitsavos, MD, Athens University Medical School, Athens, Greece; Luz Gladys. Posada, RD, MSc, Universidad de Antioquia, Medellin, Colombia; Leanne M. Riley, MSc, Department of Chronic Diseases and Health Promotion, WHO, Geneva, Switzerland; Luz Maria Sánchez-Romero, MD MSc, National Institute of Public Health, Cuernavaca, Mexico; Rusidah BT. Selamat, MSc, Nutrition Division, Ministry of Health, Putrajaya, Malaysia; Sangita Sharma; Abla Mehio. Sibai, PhD, Faculty of Health Sciences, American University of Beirut, Beirut, Lebanon; Rosely Sichieri, MD, PhD, State University of Rio de Janeiro, Rio de Janeiro, Brazil; Chansimaly Simmala, MD, Institut of Tropical Medecin, Vientiane, Lao PDR; Laufey Steingrimsdottir, PhD, University of Iceland, Reykjavik, Iceland; ; Elżbieta Halina. Sygnowska, MSc, PhD, The Cardinal Stefan Wyszynski Institute of Cardiology, Department of CVD Epidemiology, Prevention and Health Promotion, Warsaw, Poland; Lucjan Szponar, MD, PhD, National Food and Nutrition Institute, Warsaw, Poland; Heli Tapanainen, MSc, National Institute for Health and Welfare, Helsinki, Finland; Robert Templeton; Anastasia Thanopoulou, MD, PhD, Diabetes Center, 2nd Department of Internal Medicine, National University

of Athens, Hippokration General Hospital, Athens, Greece; Holmfridur Thorgeirsdóttir, MSc, Directorate of Health, Reykjavik, Iceland; Inga Thorsdottir; Antonia Trichopoulou, MD, PhD, Hellenic Health Foundation, Athens, Greece; Shoichiro Tsugane, MD, PhD, National Cancer Center, Tokyo, Japan; Aida Turrini, MS, Agricultural Research Council, Research Center on Food and Nutrition, Italy; Sirje Vaask, PhD, Tallinn University of Technology, Tallinn, Estonia; J Lennert Veerman, PhD, The University of Queensland, Brisbane, Australia; Nowak Verena; Anna Waskiewicz, MSc, PhD, The Cardinal Stefan Wyszynski Institute of Cardiology, Department of CVD Epidemiology, Prevention and Health Promotion, Warsaw, Poland; Sahar Zaghloul, PhD, National Nutrition Institute, Cairo, Egypt; Gábor Zajkás, MD, National Institute of Food and Nutrition Sciences, Budapest, Hungary.

Text S1. Effect of Sodium Reduction on Systolic Blood Pressure in Randomized Controlled Trials.

Two recent Cochrane meta-analyses evaluated randomized trials of sodium reduction and BP.[1,2] One assessed 28 longer-term trials published through 2005;[1] and the other, many more (n=167) trials but also those testing only small (<20 mmol/d reduction) or brief duration (<2 weeks) sodium reduction interventions that might not validly inform longer-term effects.[2] Additionally, these meta-analyses did not evaluate whether BP-lowering effects were linear across a wide range of sodium reduction or simultaneously quantify potential heterogeneity owing to age, hypertensive status, race, and duration of intervention, which could each modify effects of sodium on BP.

To address these issues, we performed a new meta-analysis of the effect of dietary sodium on BP. For study identification, we included all randomized controlled trials of sodium reduction identified in these two prior meta-analyses.[1,2] After excluding 5 trials with missing data on quantity of sodium reduction, mean age, or duration, we identified 160 trials including 169 group comparisons. Of these, 57 trials with 62 group comparisons had duration<7 days, mean sodium reduction<20 mmol/d, or concurrent interventions that were not balanced between groups. In prespecified primary analyses, we evaluated the remaining 103 trials that included 107 group comparisons, totaling 6,970 subjects. Sodium reductions ranged from 23 to 285 (mean±SD: 99±55) mmol/d, intervention durations from 7 to 1100 (mean±SD: 65±160) days, and mean subject age from 13 to 73 (mean±SD: 47.4±14.4) y. About two-thirds (64.5%) of comparisons were in hypertensive subjects; and 9.3% in Black subjects. In sensitivity analyses, we evaluated all 160 trials including 169 group comparisons, totaling 9,606 subjects. Sodium reductions ranged from 16 to 341 (mean±SD: 119±74) mmol/d, intervention durations from 4 to 1100 (mean±SD: 53±136) days, and mean subject age from 13 to 73 (mean±SD: 43.6±14.8) y.

We first evaluated whether effects of sodium reduction on BP were linear, using semi-parametric restricted cubic spline regression with 4 knots (mkspline command in Stata), adjusting for age (years), hypertensive status (yes/no), and race (Black, non-Black) and weighting each study by the inverse of its variance. In the primary analysis of 107 randomized group comparisons, there was strong evidence for a linear effect (P linearity<0.001) and no significant evidence for a nonlinear effect (P nonlinearity=0.58) (**Figure 1, main manuscript**). Findings were similar if we included all 169 randomized comparisons (P linearity<0.001; P

nonlinearity=0.84). Evaluated using inverse-variance weighted meta-regression, each 100 mmol/d reduction lowered BP by 3.82 mm Hg (95% CI: 3.08, 4.55).

We evaluated potential heterogeneity in this effect by jointly considering population characteristics including age, hypertensive status, race, and study duration using inverse variance-weighted meta regression with each trial standardized to 100 mmol/d (2.3 g/d sodium, 5.85 g/d salt) sodium reduction. We identified significant independent interaction by age (**Figure S2**), hypertensive status, and race (P-interaction<0.001, 0.036, and 0.039, respectively), but not study duration (P-interaction=0.88). The final meta-regression equation (metareg command in Stata) was $Y = \alpha + B_1X_1 + B_2X_2 + B_3X_3$, where Y = the BP change in each trial in mm Hg, standardized to a sodium reduction of 100 mmol/d; B_1 = the mean age of subjects in each trial in years, centered at age 50; B_2 = whether the trial was conducted in normotensive or hypertensive subjects; B_3 = whether the trial was conducted in non-Blacks or Blacks; and α = the effect of a 100 mmol/d sodium reduction on systolic BP when mean subject age=50, subjects were normotensive, and subjects were not Black. Each trial was weighted by the inverse variance of its BP change, standardized to a sodium reduction of 100 mmol/d. The final coefficients (SE) were: α = -3.735 (0.730); B_1 = -0.105 (0.029); B_2 = -1.874 (0.884); and B_3 = -2.489 (1.188). In other words, for a white, normotensive population at age 50, each 100 mmol/d sodium reduction lowered systolic BP by 3.74 mm Hg (95%CI: 2.29, 5.18). For every year above or below age 50, there was 0.105 mm Hg (95%CI: 0.047, 0.164) larger or smaller BP reduction, respectively: e.g., for normotensives at age 25, a 100 mmol/d reduction lowered BP by 1.12 mm Hg (3.74 – 25 yrs*0.105/yr); and at age 70, by 5.84 mm Hg (3.74 + 20 yrs*0.105/yr). Additionally, there was 2.49 mm Hg greater reduction among Blacks (95%CI: 0.13, 4.85), and 1.87 mm Hg greater reduction among hypertensives (95%CI: 0.12, 3.63).

Similar findings were seen when using all 169 randomized comparisons, with joint interactions by age, hypertension, and race (P-interaction<0.001, 0.004, and 0.007, respectively). For a white, normotensive population at age 50, 100 mmol/d lower sodium intake reduced systolic BP by 3.39 mm Hg (95%CI: 2.31, 4.47). For every year above or below age 50, there was 0.124 mm Hg (95%CI: 0.079, 0.169) larger or smaller BP reduction, respectively. Further, BP reduction was 1.90 mm Hg greater among hypertensives (95%CI: 0.61, 3.20), and 2.49 mm Hg greater among Blacks (95%CI: 0.68, 4.30).

We also considered evidence for whether, separately from hypertensive status, BP-lowering effects of sodium reduction were blunted by anti-hypertensive medication use. In one of the meta-analyses used to identify trials of sodium reduction, none of the subjects were on anti-hypertensives; in the other meta-analysis, trials in which subjects were taking anti-hypertensives were not excluded but this characteristic was not coded, precluding formal evaluation of heterogeneity. In addition, several trials have demonstrated significant BP-lowering effects of sodium restriction among patients taking anti-hypertensive drugs, often with large BP responses.[3-9] In addition, a few trials found that BP-lowering effects of sodium restriction were similar in subjects taking or not taking anti-hypertensives.[10-13] Although not definitive due to the limited number of studies, together this evidence provided little support for a substantial blunting of BP-lowering effects of sodium restriction by use of anti-hypertensive drugs.

Text S2. Effects of Blood Pressure on Deaths from Cardiovascular Diseases

The dose-response relationship between BP and CVD mortality has been established in prior pooling projects including the Prospective Studies Collaborative and the Asia Pacific Cohort Studies Collaborative.[14,15] These studies pooled individual level data across multiple prospective studies, together totaling 99 cohorts, 1.38 million participants, and 65,000 cardiovascular events; with consistent adjustment for confounders and accounting for regression dilution bias based on serial measures of BP over time. These analyses demonstrate a clear log-linear (proportional) dose-response relationship between BP and CVD at any age (**Figure S3**). Based on the evidence, we assumed a log-linear dose-response between BP and CVD until a BP level of 115 mm Hg, after which we assumed no further contribution to risk. To incorporate data from both prior pooling projects, we interpolated and extrapolated age-specific proportional effects (relative risks) of systolic BP on CVD mortality in 10-year age groups across the studies.[16] We pooled age-stratified relative risks using random effects models and quantified uncertainty using simulation analyses. The final age patterns were similar to prior estimated patterns,[17] but with slightly less steep age effect at younger ages (resulting in modestly smaller estimated burdens at younger ages). Our final age-specific relative risks for various CVD conditions have been published.[16]

Text S3. Consideration of Causal Effects of Sodium Reduction on CVD

Our methods for evaluating causality of diet-disease relationships, including the effects of sodium on CVD, have been reported.[18] Several prior reports have extensively reviewed the evidence for CVD effects of dietary sodium, including strengths and limitations of various studies and implications for causality.[19-26] Here, we highlight several key points. Based on prior analyses and our de novo meta-analysis (above), sodium reduction significantly lowers BP. We also found strong evidence that BP-lowering reduces CHD and stroke. A meta-analysis of 154 randomized trials of various anti-hypertensive agents and CVD events demonstrated that the effects of all major classes of anti-hypertensive drugs principally correspond to their BP-lowering.[27] For each class including thiazides, beta blockers, angiotensin converting enzyme inhibitors, angiotensin receptor blockers, and calcium channel blockers, the achieved risk reductions for CHD and stroke in the trials were very similar to the predicted benefits based on their BP-lowering, based on the observed association between BP and CVD risk in prospective cohorts.[14] Beta blockers had a larger effect above and beyond that due to BP reduction only for preventing recurrent CHD events in patients with a history of CHD, and also only limited to the first few years after acute myocardial infarction. These findings indicated that benefits of multiple classes of BP-lowering drugs correspond to the BP reduction itself. In addition, the proportional (relative risk) reductions in CHD and stroke events were similar in people with and without pre-existing CVD and regardless of BP levels prior to treatment (down to 110 mm Hg systolic and 70 mm Hg diastolic).[27] In our analysis, we assumed CVD benefits down to a systolic BP of 115 mm Hg, but no further.[16]

We considered whether sodium reduction might have any physiologic harms or benefits, beyond the intermediate-term effects on lowering BP, that might reduce or augment its effects. A meta-analysis of 37 trials demonstrated no significant adverse effects of sodium restriction on blood lipids, catecholamine levels, or renal function.[25] In terms of other physiologic effects, a large body of ecologic and experimental evidence suggests that chronically high dietary sodium may increase BP to a greater extent than short- or intermediate-term intake[28] and also induce other, BP-independent effects, for example increasing myocardial, arterial, and renal fibrosis and dysfunction.[29,30] Thus, we concluded that other physiologic effects of sodium reduction, at least to modest levels (2 g/d), would be predicted to produce larger, not smaller, benefits. We did not incorporate these other potential benefits into our analysis, which could lead to underestimation of the attributable deaths.

The evidence for direct relationships between sodium intake and CVD events included reports of long-term follow-up from modestly sized randomized trials and meta-analyses of large prospective observational cohorts of sodium intakes (assessed by urine collection or diet questionnaire) and CVD events. The largest trials in general populations with long-term follow-up were TOHP I (N=744) and TOHP II (N=2,382), in which subjects were randomized to control or a sodium reduction intervention.[31] Net sodium reductions were 44 and 33 mmol/24 h in TOHP I and TOHP II, respectively; with interventions durations of 18 mo and 36-48 mo. Post-hoc long term follow-up was assessed in 2,415 subjects (77%) 10-15 y after the original trials. Risk of CVD was 30% lower in the intervention group vs. control (RR=0.70, 95%CI: 0.53, 0.94), adjusted for trial, clinic, age, sex, race, and baseline sodium excretion and weight. A meta-analysis of prospective cohorts found that higher sodium intake was associated with higher risk of total stroke (10 cohorts; RR=1.24, 95%CI: 1.08, 1.43), stroke death (3 cohorts; RR=1.63, 95%CI: 1.27, 2.10), and CHD death (3 cohorts; RR=1.32, 95%CI: 1.13, 1.53), but not total CHD (6 cohorts; RR=1.04, 95%CI: 0.86, 1.24). We recognized that urine collections and diet questionnaires provide reasonable estimates of overall mean intakes in populations and population subgroups, but poorly measure intakes in individual people due to intrinsic measurement errors, which could cause bias and/or substantial underestimation of associations with disease risk among individuals.[32,33] For example, within-individual variation in 24-h urine collections can be similar in magnitude to between-person variation.[34]

A recent meta-analysis reported higher mortality with sodium reduction in trials of heart failure patients.[35] However, these trials, largely reported from a single Italian center, typically also included very high doses of diuretics (e.g., furosemide 500+ mg/d) that were not titrated based on subsequent volume status, with resulting marked azotemia in the patients randomized to sodium reduction. In addition, due to duplication of reported data across at least 2 of the trials, the veracity of the data has been questioned; and the investigators were unable to produce confirmatory records, leading to the retraction of the meta-analysis "on the ground that the reliability of the data on which it is based cannot be substantiated" (heart.bmj.com/content/99/11/820.2.full).

In sum, we found convincing evidence that sodium reduction lowered BP and that BP-lowering reduces CHD and stroke, at least to sodium intakes of 2 g/d and systolic BP levels of 115 mm Hg; without compelling evidence for physiologic harms. We also found consistent ecologic and experimental evidence that long-term high intakes induce additional adverse physiologic effects beyond BP; these were not incorporated into our

estimates, which might underestimate attributable disease burdens. Post-hoc analyses of trials and meta-analyses of prospective cohorts provided confirmatory evidence that the BP-lowering effects of sodium reduction translated to lower risk of CVD events, as would be expected. We agreed with a recent report[26] that limited information was available from studies of clinical CVD events to draw strong conclusions about additional cardiovascular benefits or harms of more substantial sodium reduction (e.g., down to 1.5 or 1.0 g/d) in either general populations or high-risk patient subgroups.

Text S4. Setting Reference Levels of Sodium Consumption

Our methods for quantifying the reference levels of sodium consumption have been described.[36] This distribution was selected based on the observed consumption levels associated with lowest BP in ecologic studies and in randomized trials and with lowest disease risk in meta-analyses of prospective cohort studies. We also required demonstration of at least theoretical feasibility based on observed national mean consumption levels in at least 2-3 countries globally. Finally, we considered consistency of our identified reference intakes with major dietary guidelines.

The reference levels of sodium consumption using these various definitions are shown in **Table S3**. The lowest mean intake level associated with both lower systolic BP and lower age-BP slope in ecologic studies was 614 mg/d.[37] In large, well-controlled, randomized feeding trials, the lowest tested intake for which BP reductions were clearly documented was 1500 mg/d.[38] In prospective observational studies, the lowest mean intakes associated with lower risk of CVD events ranged from 1787 to 2391 mg/d.[25] Because a single reference intake level considering all health outcomes is used for comparative risk assessment in overall GBD analyses, we also considered the observed mean intake levels associated with lowest risk of stomach cancer (1245 mg/d).[39] Thus, intake levels associated with lowest risk ranged from 614 to 2391 mg/d, depending on the type of evidence and the outcome. Based on national consumption data,[40] the lowest observed mean national intakes were ~1500 mg/d. Recommended maximum intakes in major dietary guidelines ranged from 1200 to 2400 mg/d.[19-24]

Based on all available evidence, we had previously identified a reference consumption level of 1.0±0.1 g/d for our main GBD analysis evaluating all health effects including gastric cancer.[17] For the present analysis

focused on CVD, we utilized a more conservative reference level of 2.0±0.2 g/d, consistent with evidence supporting health benefits of reducing high sodium intakes to moderate levels but perhaps not lower levels,[26] with national mean intakes in several countries, and with international WHO guidelines.

Text S5. Blood Pressure Levels by Country, Age, Sex in 2010

The methods and results for determining current blood pressure levels by country, age, and sex have been reported.[41] Briefly, we obtained data from published and unpublished health examination surveys and epidemiological studies from around the world, including data from 786 country-years and 5.4 million participants. We used sex-specific Bayesian hierarchical models to estimate mean systolic BP by age, country, and year, accounting for whether each study was nationally representative. Each survey assessed current BP levels in the population, including those individuals on anti-hypertensive medication. Thus, the final estimates represent the actual mean BP in each country, by age, sex, and time, accounting for actual use of medications.

Text S6. Cause-Specific Mortality by Country, Age, and Sex in 2010

Data on BP-related cardiovascular mortality were compiled as part of the 2010 GBD study.[42] Data were obtained on causes of death for 187 countries from 1980 to 2010 based on vital registration, verbal autopsy, mortality surveillance, censuses, surveys, hospitals, police records, and mortuaries; and assessed for completeness, diagnostic accuracy, missing data, stochastic variations, and probable causes of death. Statistical modeling strategies estimated cause-specific mortality, including different permutations of covariates and assessment of model performance with rigorous out-of-sample testing of prediction error and the validity of 95% UIs. Cause-specific fractions within each age-sex group were constrained to sum to total mortality based on draws from the uncertainty distributions. For the present analysis, we utilized data on deaths due to ischemic heart disease (ICD-10 codes I20-I25), ischemic stroke (I63, I65-I67, I69.3), hemorrhagic and other non-ischemic stroke (I60-I62, I69.0-I69.2, I67.4), hypertensive heart disease (I11-I13), aortic aneurysm (I71), rheumatic heart disease (I01, I02.0, I05-I09), endocarditis (I33), atrial fibrillation and flutter (I48), and myocarditis and cardiomyopathy (I40, I42). Only BP effects on deaths due to these conditions, not incidence, were considered.

Text S7. Modelling the Burdens of Cardiovascular Diseases Attributed to Sodium Consumption

We estimated disease burdens using comparative risk assessment framework[17] that captures geographic and demographic variation in sodium intake, blood pressure, and CVD mortality, as well as corresponding uncertainties. We incorporated each country, age, and sex-specific sodium intake, BP level, relative risk, and mortality data described above to estimate the fraction and numbers of deaths attributed to sodium intake above the reference level. The population-attributable fraction (PAF) was calculated in two steps: first, based on the age-, hypertensive-, and race-specific BP effects of sodium consumption to calculate the change in mean systolic BP that would be expected from reducing sodium consumption to a reference intake of 2.0±0.2 g/d; and then based on the age-specific effects of BP on CVD to calculate the resulting change in CVD risk. No further benefits were quantified for estimated systolic BP reductions below 115 mm Hg.[17]

The proportion of individuals with hypertension (defined as systolic BP≥140 or diastolic BP>90 mm Hg) in each country-age-sex stratum was estimated using the model we developed based on individual-level data from 104 BP surveys in 52 countries including ~600,000 observations.[41] Prevalence of hypertension was the dependent variable, and independent variables were mean systolic BP, age, sex, and country income. The estimated prevalence of hypertension in each stratum was used to adjust the effects of sodium intake on BP in that stratum.

The PAF was calculated across each age, sex, country, and disease-specific stratum according to the formula: $PAF = (\int RR(x)P1(x)dxmx=0 - \int RR(x)P2(x)dxmx=0) / \int RR(x)P1(x)dxmx=0$; where x is the current BP level, $RR(x)$ is the (age-specific) relative risk of each BP-related disease for a unit change in BP x, $P1(x)$ is the population distribution of BP at current sodium levels, and $P2(x)$ is the alternative distribution of BP if sodium consumption were at the alternative reference distribution. These calculations utilize not only the mean values of current and reference exposures, but also the population distributions (SDs) around each mean, which were predicted using coefficients from a mean-to-SD regression based on raw data. The numbers of deaths attributed to sodium intake above reference were calculated by multiplying the PAF by the absolute number of deaths rates in each country-age-sex stratum.

Uncertainty was quantified using simulation analysis, propagating the uncertainty in both exposure data and relative risks into the final mortality estimates. We drew 1,000 times from the distribution of sodium

consumption for each country-age-sex group as characterized by its mean and standard error. Independent of exposure, we generated 1,000 draws for the effects of sodium consumption on BP and the effects of BP on each disease outcome of interest, based on log normal distributions characterized by each risk estimate and its 95% confidence interval. Using these sets of 1,000 draws for the exposure and two risk estimates, we generated 1,000 estimates of the PAF and corresponding attributable number of deaths for each country-age-sex group. We derived 95% uncertainty intervals from the 2.5 and 97.5 percentiles of the resulting 1,000 estimates.

Text S8. Premature Cardiovascular Mortality Attributed to Sodium Consumption > 2 g/d

When we evaluated premature CVD deaths (before age 70), nearly 1 in 5 (17.8%) globally in 2010 were attributed to sodium intake above the reference level (95% uncertainty interval: 12.3 to 23.1%) (**Table S4**). Among all premature CVD deaths, the estimated proportion attributed to sodium was highest in upper-middle-income countries (21.6%), relatively similar in lower-middle-income countries (15.3%) and high-income countries (15.8%), and lowest in low-income countries (12.5%) (**Figure S4**).

Text S9. National Cardiovascular Mortality Attributed to Sodium Consumption > 2 g/d

Among the 30 most populous nations, highest sodium-associated CVD mortality was in Ukraine (1,540 deaths/million adults/year; 95% uncertainty interval: 1017-2099), Russia (1,316; 95% uncertainty interval: 873-1781), and Egypt (570; 95% uncertainty interval: 370-761) (**Table S5, Figure S6**). In the US, 284 CVD deaths/million adults/year (95% uncertainty interval: 184-394) were attributed to sodium above the reference level, or nearly 1 in 15 of all CVD deaths (6.3%; 95% uncertainty interval: 4.1-8.7%). Among these 30 nations, proportional sodium-associated CVD mortality was highest in China (15.3% of all CVD deaths; 95% uncertainty interval: 10.5-20.2%), Philippines (15.2 %; 95% uncertainty interval: 10.0-20.3%), and Myanmar (15.1%; 95% uncertainty interval: 10.1-20.0%). Of these CVD deaths attributed to sodium, stroke accounted for 37.6% in the Philippines, 56.1% in Myanmar, and 58.4% in China

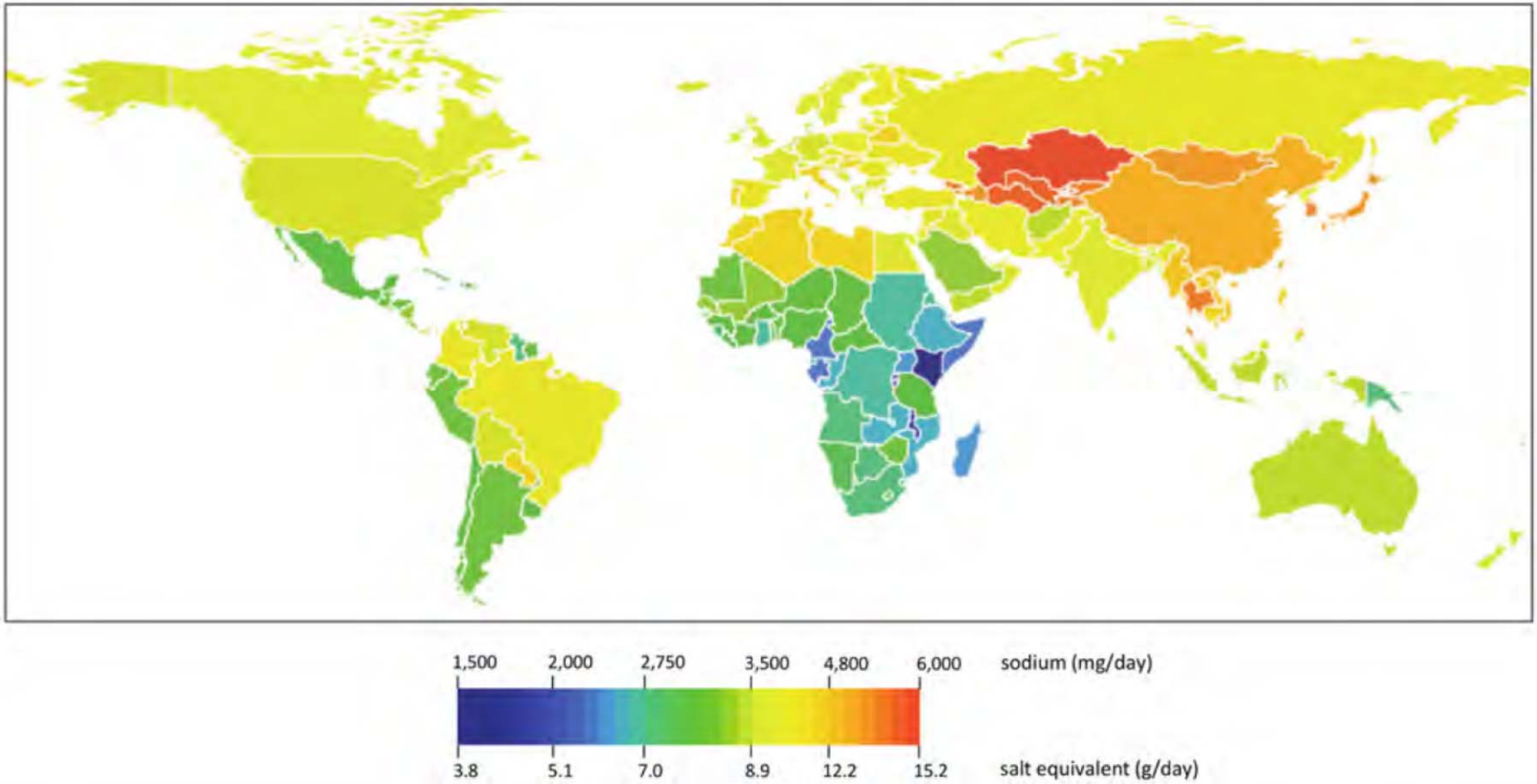

Figure S1. Mean global sodium intakes in 2010, by country. Figure reproduced with permission from Powles J et al., Global, regional, and national sodium intakes in 1990 and 2010: a systematic analysis of 24 h urinary sodium excretion and dietary surveys worldwide, BMJ Open 2013;3:e003733.[40]

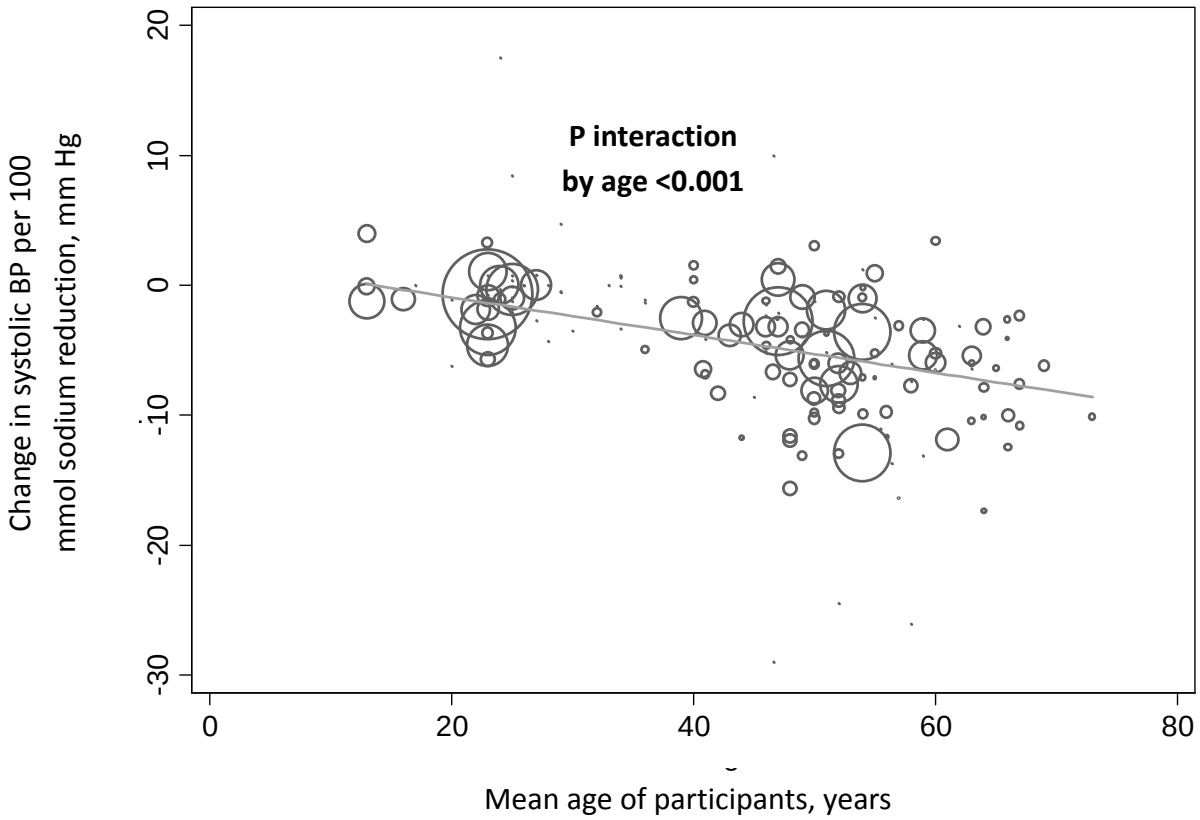

Figure S2. Effects of sodium reduction on systolic blood pressure in randomized controlled trials, by age. Based on inverse-variance weighted meta-regression of 103 trials including 107 comparisons (N=6,970 subjects). Sodium reductions ranged from 23 to 285 (mean±SD: 99±55) mmol/d, intervention durations from 7 to 1100 (mean±SD: 65±160) days, and mean subject age from 13 to 73 (mean±SD: 47.4±14.4) years. The effects of dietary sodium on BP were modified by age, with larger BP reductions among older subjects. Each circle represents one randomized comparison, with size corresponding to its inverse-variance weight; the fitted line represents the interaction by age based on random effects meta-regression. In multivariable meta-regression including age, race, and hypertensive status, effects of dietary sodium on BP were independently modified by each (P-interaction<0.001, 0.036, and 0.039, respectively). For a white, normotensive population at age 50, each 100 mmol/d sodium reduction lowered systolic BP by 3.74 mm Hg (95% CI: 2.29, 5.18). For every year above or below age 50, there was 0.105 mm Hg (95% CI: 0.047, 0.164) larger or smaller BP reduction, respectively: e.g., for normotensives at age 25, a 100 mmol/d reduction lowered BP by 1.12 mm Hg (3.74 – 25 yrs*0.105/yr); and at age 70, by 5.84 mm Hg (3.74 + 20 yrs*0.105/yr). Additionally, there was 2.49 mm Hg greater reduction among Blacks (95% CI: 0.13, 4.85), and 1.87 mm Hg greater reduction among hypertensives (95% CI: 0.12, 3.63).

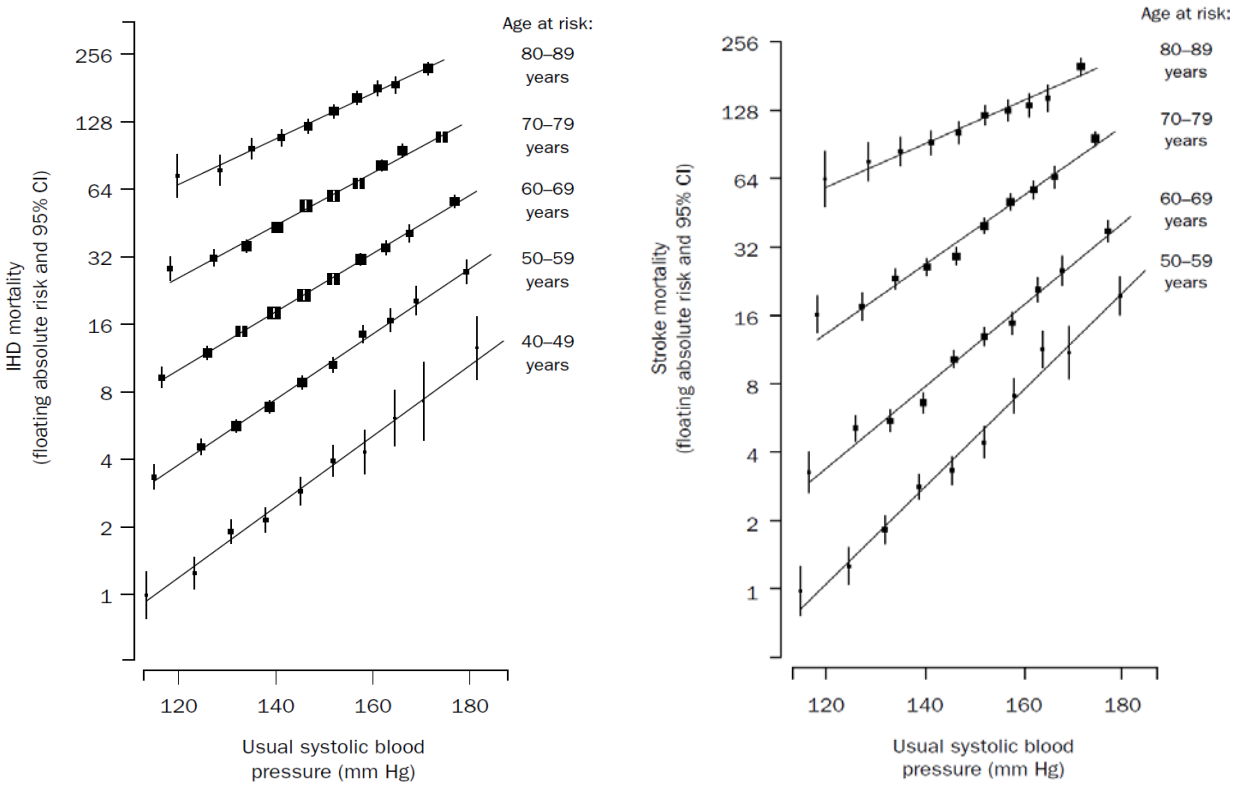

Figure S3. Dose-response relationship between systolic blood pressure and cardiovascular mortality, according to age, in one of the pooling projects utilized in our analysis. We quantified the effects of systolic blood pressure on cardiovascular mortality by combining the results from two large international pooling projects[14,15] which pooled individual-level data, consistently adjusted for confounding, and accounted for regression dilution bias based on serial measures of blood pressure over time.[16] This Figures shows the main findings from one of these two pooling projects, based on individual-level data across 61 prospective observational studies including 958,074 participants, 12.7 million person-years of follow-up, 34,000 coronary (ischemic) heart disease (IHD) deaths, and 12,000 stroke deaths.[14] Participants were evaluated in deciles of systolic BP in 10-year age groups, with the lowest age-BP strata as the reference category. BP levels were adjusted for regression dilution bias based on serial measures over time. Adjusting for total blood cholesterol and, where available, HDL and non-HDL cholesterol, diabetes, weight, alcohol consumption, and smoking did not materially change these findings. Each square represents one age-BP stratum, with its size inversely proportional to the effective variance of the log mortality rate. The solid lines represent the fitted regression line for the relationship between BP and coronary heart disease and stroke mortality at each age. Figure adapted with permission from Lewington et al., Lancet 2002;360:1903-13.[14]

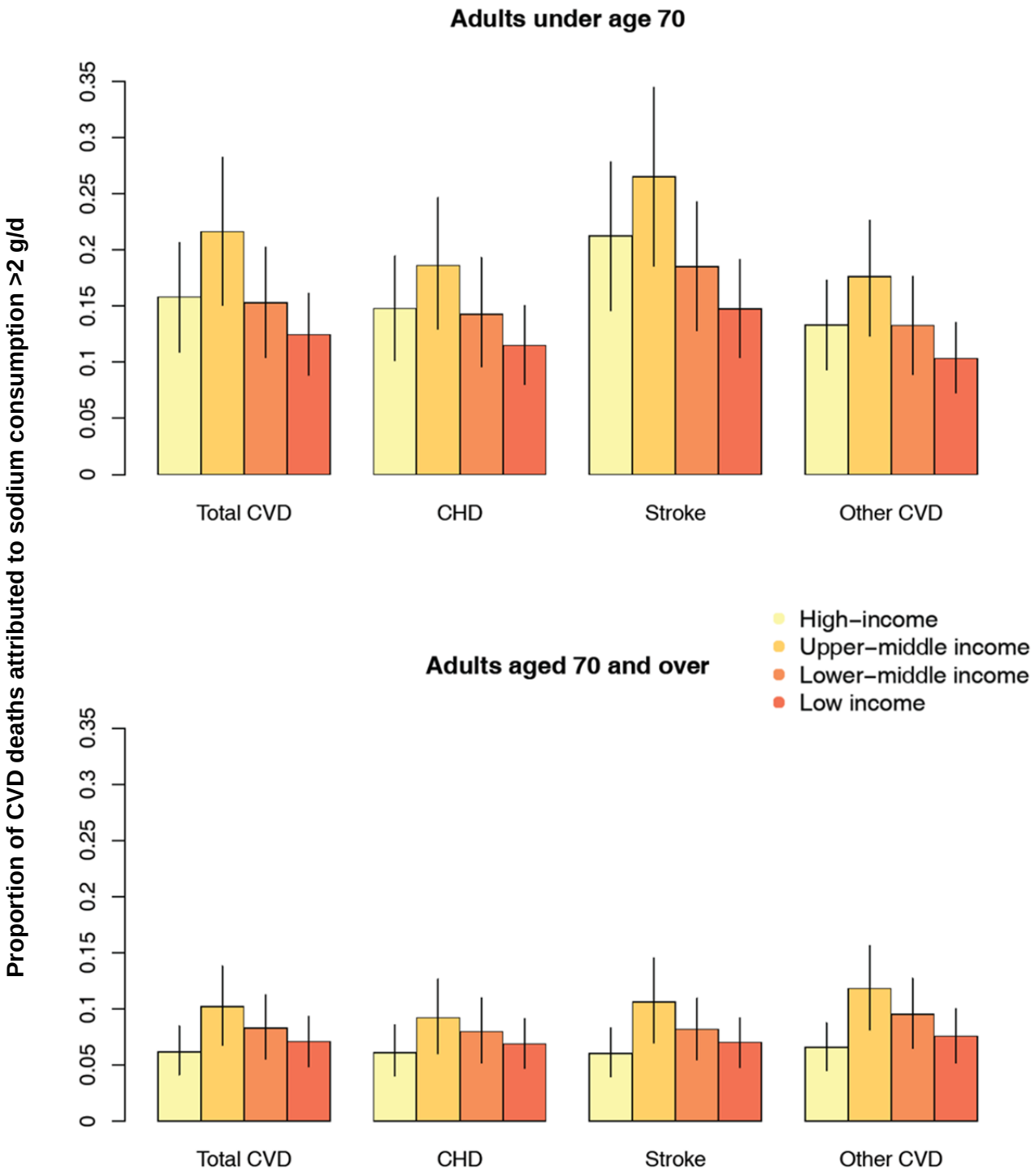

Figure S4. Proportion of CVD deaths attributed to sodium consumption >2 g/d in 2010 that occurred prematurely (before age 70 years) or after age 70 years in high, middle, and low income nations. Income categorizations were based on the country-level World Bank classification system (http://data.worldbank.org/about/country-classifications).

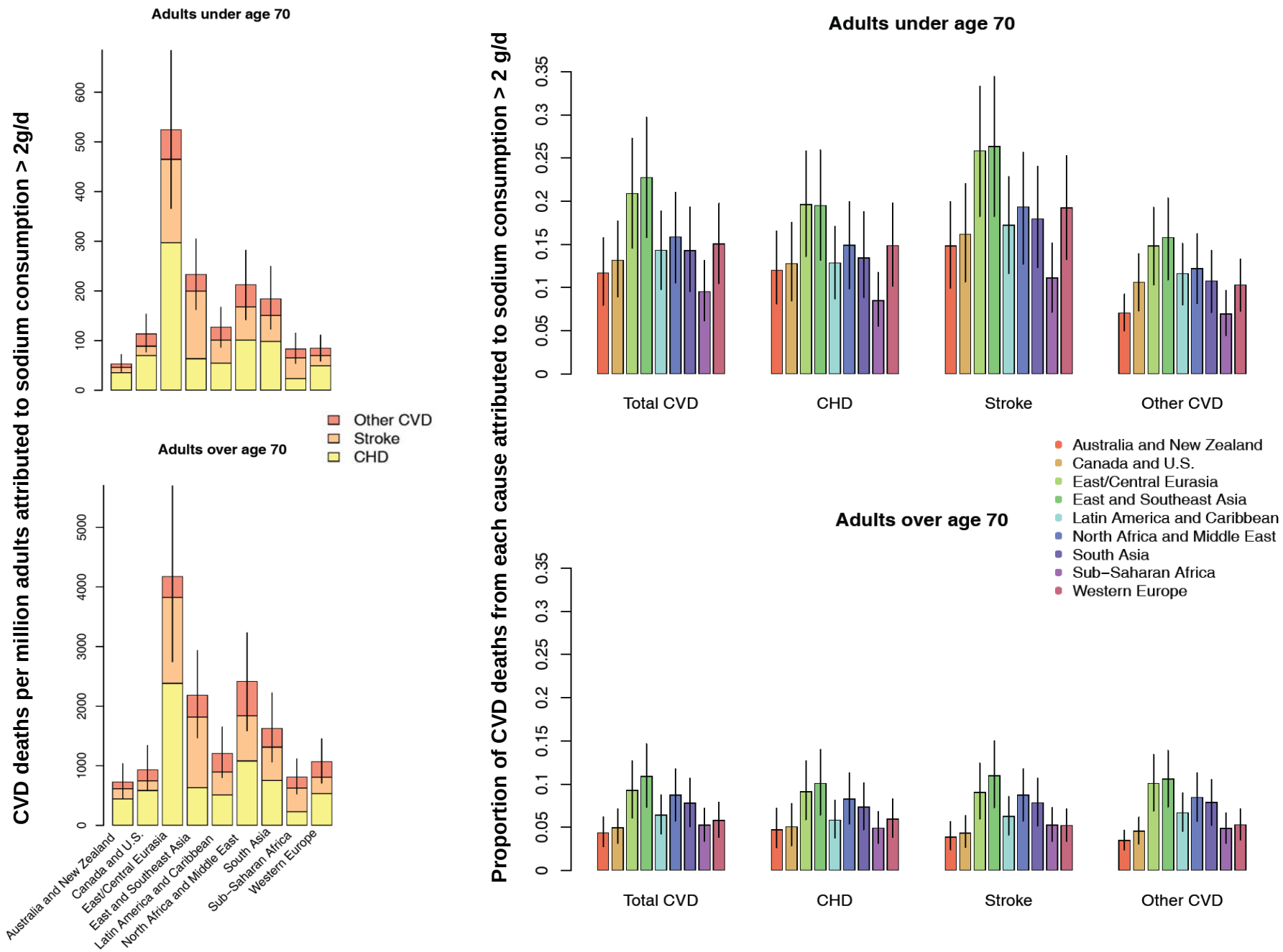

Figure S5. Absolute CVD mortality (deaths per million adults per year) and proportional CVD mortality (percent of all CVD deaths) attributed to sodium consumption >2 g/d in 2010, by age and world region.

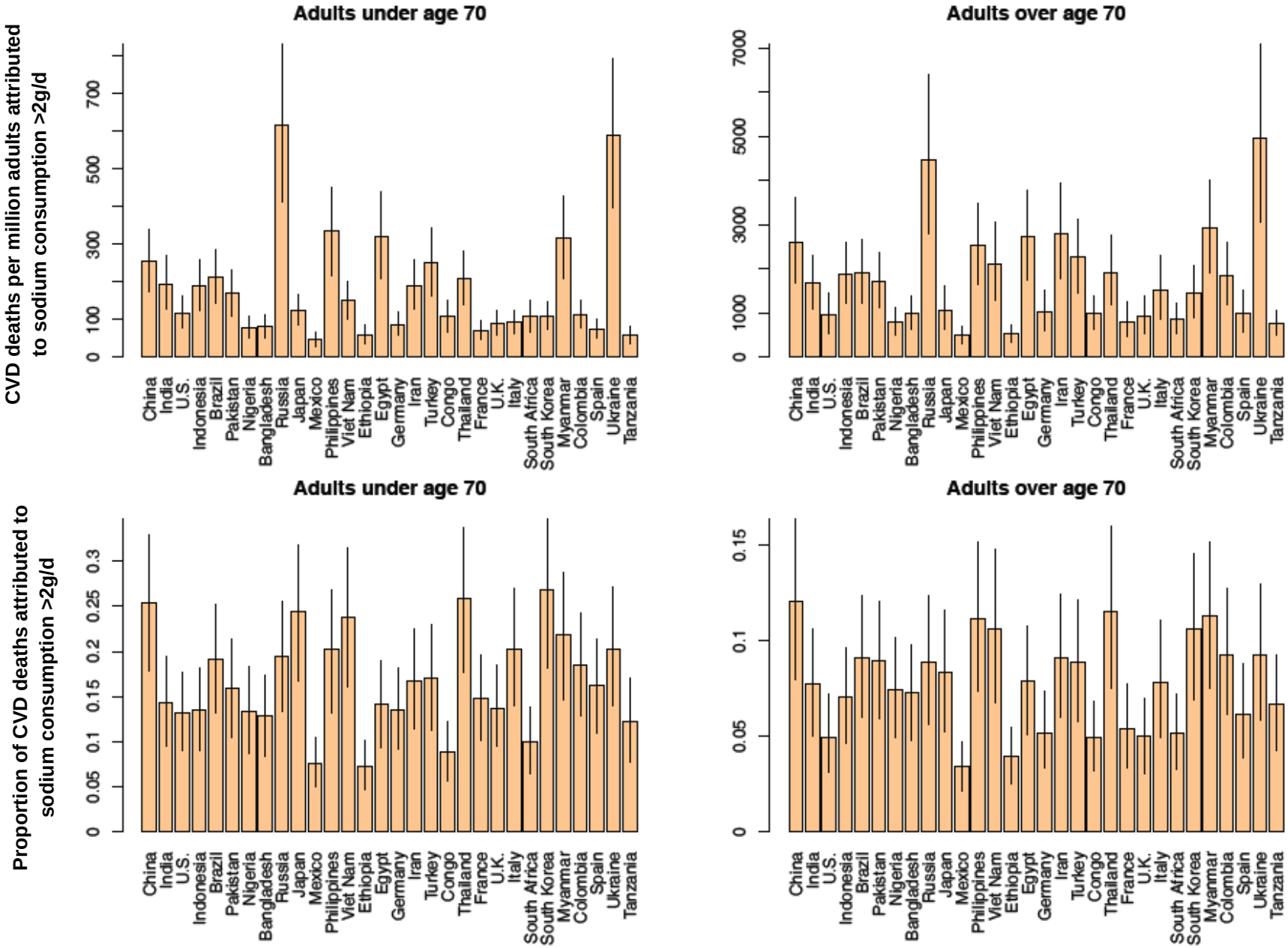

Figure S6. Absolute CVD mortality (deaths per million adults per year) and proportional CVD mortality (percent of all CVD deaths) attributed to sodium consumption >2 g/d in 2010, by age, in the world's 30 most populous nations. Countries are ordered by total population size.

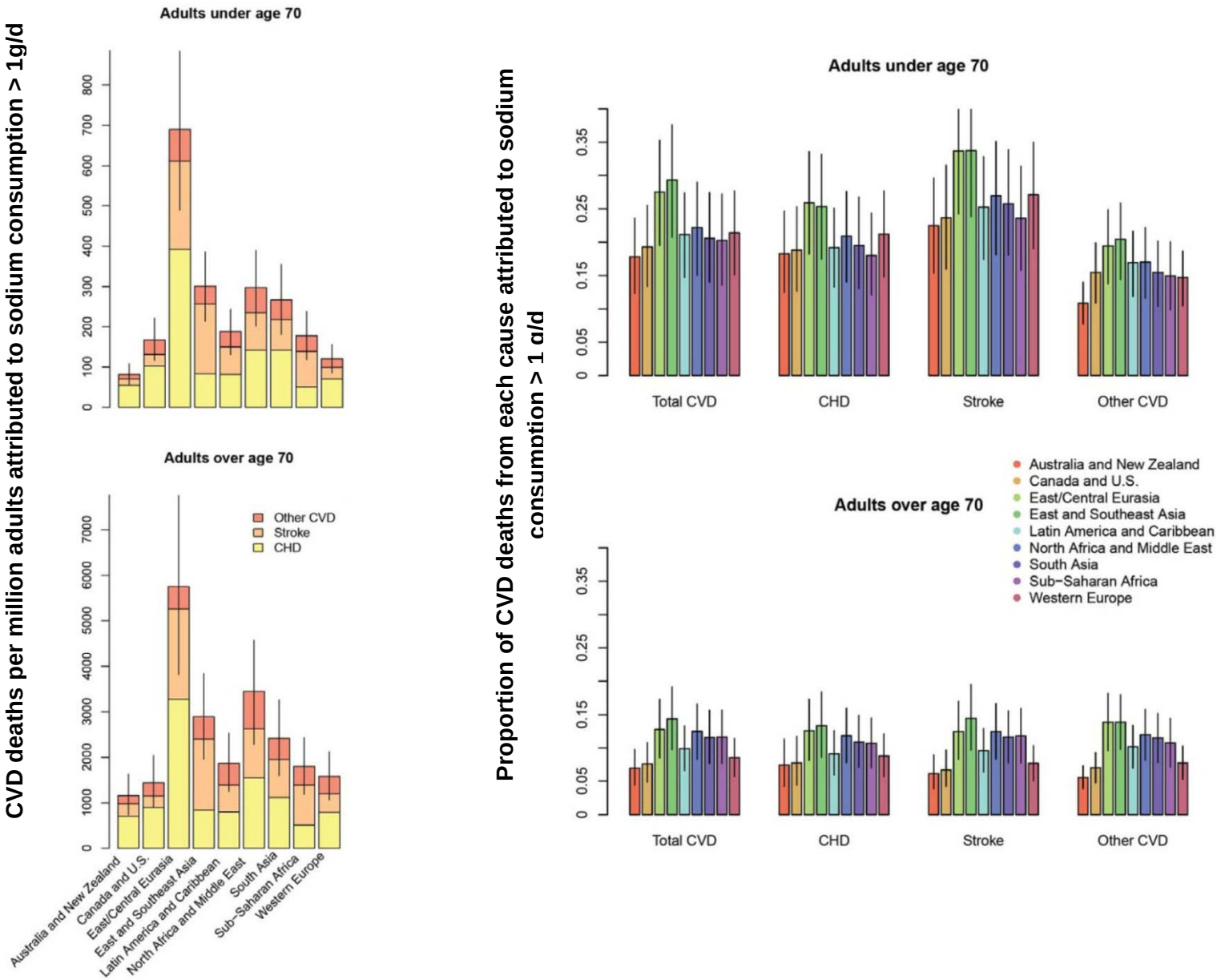

Figure S7. Absolute CVD mortality (deaths per million adults per year) and proportional CVD mortality (percent of all CVD deaths) attributed to sodium consumption >1 g/d in 2010, by age and world region.

Absolute CVD Mortality Attributed to Sodium Intake > 1g/day in 2010

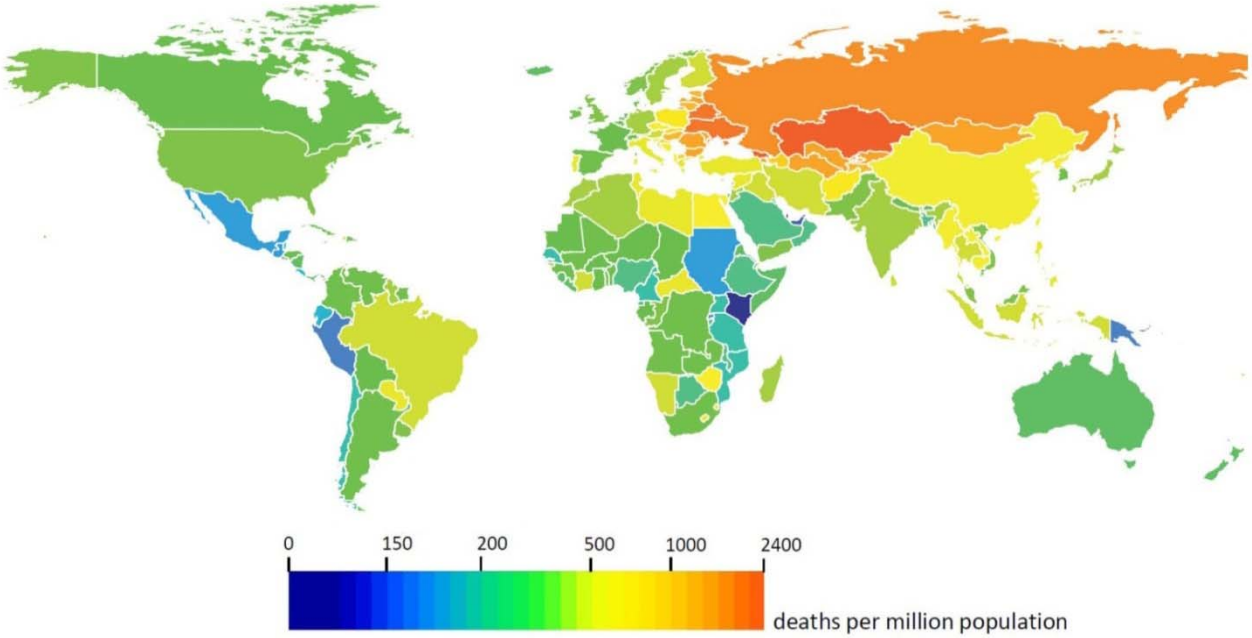

Proportional CVD Mortality Attributed to Sodium Intake > 1g/day in 2010

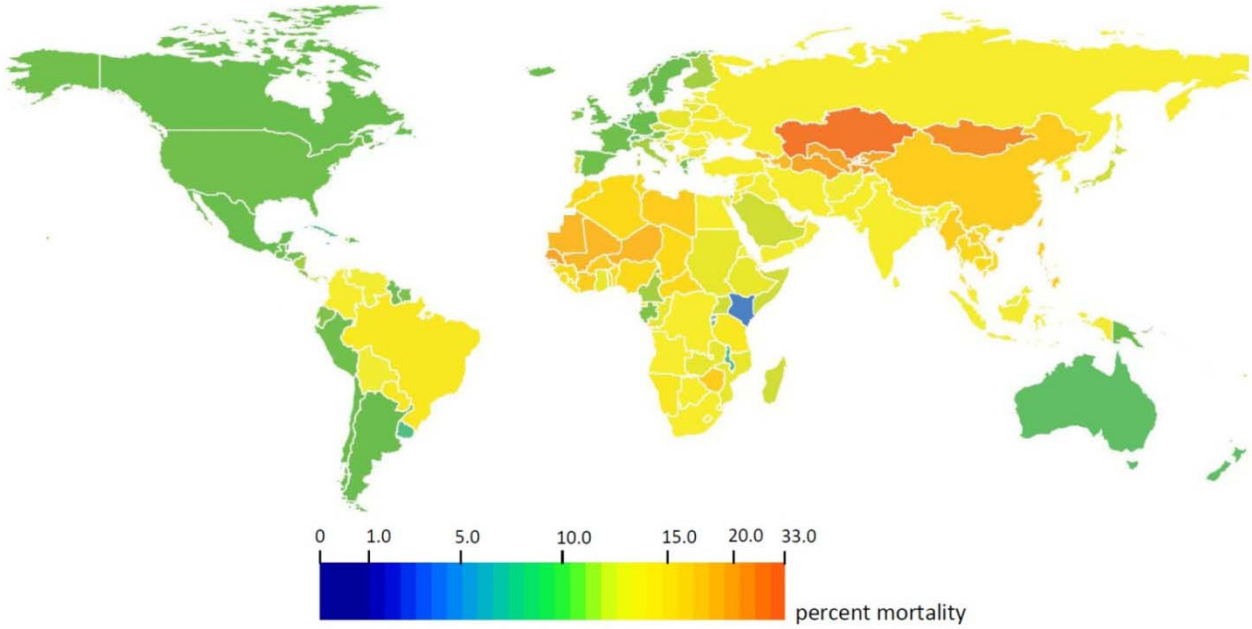

Figure S8. Absolute CVD mortality (deaths per million adults) and proportional CVD mortality (percent of all CVD deaths) attributed to sodium consumption >1 g/d in 2010, by nation.

Table S1. Data sources, modeling approaches, and validation methods used to estimate adult sodium consumption levels, their effects on CVD, and total cause-specific mortality by country, age and sex.

Data sources	Adult (age 20+) population represented	Statistical methods used for pooling and modeling data from diverse global sources		
		Modeling approach	Covariates	Validity
Sodium consumption by country, age, and sex *				
Surveys based on 24-hour urinary excretion of sodium Multiple dietary recall surveys Food-frequency questionnaires Single dietary recall surveys Household availability surveys	A total of 1,348 age- and sex-specific data points, 40% nationally representative, were collected from 63 countries and represented 74% of the world's adult population.	We considered 24-hour urinary measurements of sodium as the gold-standard and developed regression methods to adjust dietary sodium consumption data to the equivalent of urinary sodium measures. DisMod3, a Bayesian hierarchical method, was used to pool data from multiple sources and model missing data using informative time-varying covariates, borrowing information across geographical region and time period while also incorporating uncertainty due to measurement error and model specification. Models were fit using a randomized MCMC algorithm based on the Adaptive Metropolis step function.	Both study-specific and national-level covariates were incorporated in the model. Study-level covariates included information on national representativeness of data points and sex. Country-level covariates were used to inform global and country-level trend prediction by the model. These nation-level covariates were based on U.N. Food and Agriculture Organization (FAO) food balance sheets which capture a country's net annual food availability based on reported local production, imports and exports. We used factor analysis to reduce 22 FAO food items representing the majority of food available for human consumption in 187 countries into four factor variables which were included in the model to improve country-level predictions. In addition, we included lag-distributed GDP per capita as a model covariate.	DisMod3 was assessed for convergence of Markov chain Monte Carlo iterations and validated using goodness-of-fit tests and out-of-sample predictive validity tests, in which 10-20% of data were held-out of the model. Predicted data points and trends were compared against those in the existing held-out data.
Relative risks by age and sex				
Effects of sodium on SBP				

Original meta-analysis of 103 randomized controlled trials of sodium reduction on systolic blood pressure (SBP).	Data were from randomized controlled trials conducted worldwide with a total of 107 comparison groups, comprising 6,970 subjects.	The association of change in SBP with change in sodium consumption was assessed using multivariate linear regression incorporating analytic weights to give more weight to observations with less uncertainty.	Age, race (black vs. non-black), and hypertensive status (SBP ≥ w 140 vs. SBP < 140) were included in the model.	Only randomized controlled feeding trials with duration of at least one week, mean sodium reduction of at least 20 mmol/d, and balanced concurrent interventions were included.
Effects of SBP on CVD				
Published pooled analysis of 2 international pooling projects (APCSC, PSC) †	Data were from East Asian, North American, and European pooling projects comprising a total of 99 cohorts, 1.38 million participants, and 65,000 CVD events.	Relative risks from the pooling projects were interpolated and extrapolated into standard age groups using log-linear models. Age-specific relative risks were pooled using random-effects models. Trends in age-specific relative risks from pooled analyses were compared to trends in original cohort data to ensure validity of pooled results.	Effect modification by race/ethnicity and sex were assessed but were not found to be statistically significant.	Trends in age-specific relative risks from pooled analyses were compared to trends in original cohort data to ensure validity of pooled results. The I^2 test did not reveal significant heterogeneity between studies for any age group.
Cause-specific total mortality by country, age, and sex ‡				
Vital registration with medical certification of cause of death	Data represented 2,798 site years from 130 countries	Cause of Death Ensemble Modeling (CODEm), a modeling strategy encompassing four families of statistical models, was used to pools mortality data from diverse sources, aggregate deaths hierarchically and capture uncertainty due to model parameter estimation, model specification, and fundamental sources of error.	Covariates were selected from a database of mortality predictors based on the cause of death being modeled. Covariates were tested for predictive ability prior to inclusion in a given model.	Models were validated using out-of-sample predictive validity tests in which 30% of data was withheld from initial model fits. Predicted trends were then compared against trends in the existing held-out data.
Verbal autopsy (sample registration, demographic surveillance systems)	Data represented 486 site years from 66 countries, 10% nationally representative			
Cancer registries	Data represented 2,715 site-years from 93 countries			
Survey/census data	Data were from 56 national surveys			
Sibling history	Data represented 1,557 survey years from 61 countries			
Burial/mortuary data	Data represented 32 site years from 11 countries			
Hospital records	Data represented 21 site-years			
Police records	Data represented 1,129 site-years from 122 countries			

*Powles J, Fahimi S, Micha R, et al. Global, regional and national sodium intakes in 1990 and 2010: a systematic analysis of 24 h urinary sodium excretion and dietary surveys worldwide. BMJ Open. 2013;3:e003733.

†Singh GM, Danaei G, Farzadfar F, et al. The age-specific quantitative effects of metabolic risk factors on cardiovascular diseases and diabetes: a pooled analysis. PLoS One. 2013; 8:e65174.

‡Lozano R, Naghavi M, Foreman K, et al. Global and regional mortality from 235 causes of death for 20 age groups in 1990 and 2010: a systematic analysis for the Global Burden of Disease Study 2010. Lancet. 2013;380:2095-128.

Table S2. Identified surveys including 24-hour urine-based or dietary questionnaire-based estimates of sodium consumption.

Country (those with identified surveys)	Survey name or report authors	Measure (Urine, Diet, Both)	Mid-year of data collect-ion	National or subnational sample	Sample size			Age range	Urine method †	Diet method ‡
					M	F	T*			
Asia-Pacific, High Income										
Japan	INTERSALT, Osaka[1]	U	1986	S	100	97		20-59	2	
Japan	INTERSALT, Tochigi[1]	U	1986	S	95	98		20-59	2	
Japan	INTERSALT, Toyama[1]	U	1986	S	100	100		20-59	2	
Japan	Liu et al.[2]	U	1991	N	484	542		48-56	2	
Japan	Kawamura et al.[3]	U	1993	S	90	50		30-65	2	
Japan	National Nutrition Survey (in Japan)[4]	D	1995	N	4,976	5,790		20-100		3
Japan	Sasaki et al.[5]	B	1996	S	308	138		20-25	3	3
Japan	The Japan Public Health Center-based Prospective Study (JPHC Study)[6]	D	1996	S	45,593	52,175		45-74		2
Japan	INTERMAP, Aito Town[7]	B	1997	S	260	258		40-59	2	3
Japan	INTERMAP, Sapporo[7]	B	1997	S	298	296		40-59	2	3
Japan	INTERMAP, Toyama[7]	B	1997	S	298	300		40-59	2	3
Japan	INTERMAP, Wakayama[7]	B	1997	S	292	288		40-59	2	3
Japan	National Nutrition Survey (in Japan)[8]	D	1998	N	5,067	5,850		20-100		3
Japan	Kimira et al. [9]	B	1999	S			438	27-84	3	3
Japan	The Japan Public Health Center-based Prospective Study (JPHC Study)[10]	D	2001	S	43,073	49,229		50-79		2
Republic of Korea	Korea National Health and Nutrition Examination Survey (KNHANES) III[11]	D	2005	N	2,877	3,563		20-100		3
Republic of Korea	INTERSALT, Pusan [1]	U	1986	S	100	98		20-59	2	
Asia, Central										
Mongolia	Yamada et al. [12]	U	1998	N	571	598		20-44	3	
Asia, East										
China	Zhao GS et al. (1 of 3) [13]	U	1983	S	92			40-59	3	
China	Zhao GS et al. (2 of 3) [13]	U	1983	S	82			40-59	3	
China	Zhao GS et al. (3 of 3) [13]	U	1983	S	83			40-59	3	
China	Zhou BF et al. (1 of 9)[14]	D	1983	S	342			35-59		1
China	Zhou BF et al. (2 of 9) [14]	D	1983	S	124			35-59		1
China	Zhou BF et al. (3 of 9) [14]	D	1983	S	51			35-59		1
China	Zhou BF et al. (4 of 9) [14]	D	1983	S	119			35-59		1

China	Zhou BF et al. (5 of 9) [14]	D	1983	S	181			35-59		1
China	Zhou BF et al. (6 of 9) [14]	D	1983	S	215			35-59		1
China	Zhou BF et al. (7 of 9) [14]	D	1983	S	85			35-59		1
China	Zhou BF et al. (8 of 9) [14]	D	1983	S	212			35-59		1
China	Zhou BF et al. (9 of 9) [14]	D	1983	S	195			35-59		1
China	INTERSALT, Beijing[1]	U	1986	S	100	100		20-59	2	
China	INTERSALT, Nanning[1]	U	1986	S	100	100		20-59	2	
China	INTERSALT, Tianjin[1]	U	1986	S	100	100		20-59	2	
China	Liu et al. [2]	U	1992	N	403	408		48-56	2	
China	INTERMAP, Beijing[7]	B	1997	S	266	278		40-59	2	3
China	INTERMAP, Guangxi[7]	B	1997	S	280	276		40-59	2	3
China	INTERMAP, Shanxi [7]	B	1997	S	286	292		40-59	2	3
China	2002 China National Nutrition and Health Survey[15]	D	2002	N	24,020	27,109		20-101		1
Taiwan	INTERSALT, San Chilo Village[16]	U	1986	S	89	92		20-59	2	
Taiwan	2005-2008 Nutrition and Health Survey in Taiwan[17]	D	2006	N	1,446	1,462		20-100		3
Asia, South										
India	INTERSALT, New Delhi[1]	U	1986	S	100	99		20-59	2	
India	INTERSALT, Stok, Ladakh[1]	U	1986	S	100	100		20-59	2	
India	National Nutrition Monitoring Bureau (NNMB) Rural Surveys[18]	D	1996	S	3,863	4,160		20-100		3
India	National Nutrition Monitoring Bureau (NNMB) Rural Surveys[19]	D	2000	S	8,314	8,888		20-100		3
India	National Nutrition Monitoring Bureau (NNMB) Rural Surveys[20]	D	2005	S	8,824	9,468		20-100		3
Asia, South-East										
Indonesia	Mustafa et al. [21]	U	2003	S		15		25-55	3	
Malaysia	Malaysian Adult Nutrition Survey 2002[22]	D	2002	N	3,117	3,340		20-59		3
Malaysia	Malaysian Adults Nutrition Survey 2003[22]	D	2003	N	3,464	3,464		20-59		3
Thailand	Calcium Status, Factors Affecting Calcium and Bone Status in Healthy Thais Living in Bangkok[23]	D	1993	S	153	243		20-80		3
Thailand	Kwanmaung et al. (1 of 2)[24]	U	1998	S			18	20-79	3	
Australasia										
Australia	Beard et al.[25]	U	1989	S	22	32		24-69	3	
Australia	Notowidjojo et al.[26]	U	1992	S	64	64		20-64	3	
Australia	Beard et al.[27]	U	1995	S	87	107		20-70	2	
Australia	Margerison[28] (and CM)	U	2003	S	79	65		30-74	3	

Australia	Charlton et al.[29]	U	2007	S		78		20-56	3	
Australia	Land et al.[30] (and CM)	U	2011	S	144	162		20-88	3	
New Zealand	Simpson et al.[31]	U	1981	S	473	502		20-93	3	
New Zealand	Thomson and Colls[32]	U	1995	S	313	319		20-69	3	
New Zealand	NZ National Nutrition Survey 1997[33]	D	1997	N	1,678	2,884		20-84		1
Caribbean										
Barbados	Cooper et al.[34]	U	1992	S			813	25-74	3	
Barbados	Identifying new genetic and obesity-related factors contributing to prostate and breast cancer risk in persons of African descent[35]	D	2005	N	152	128		31-88		2
Belize	Simmons et al.[36]	U	1980	S	392			20-94	3	
Jamaica	Cooper et al.[34]	U	1994	S			1.357	25-74	3	
Jamaica	Social and dietary determinants of body max index of adult Jamaicans[37]	D	1994	N	363	560		25-74		2
St. Lucia	Cooper et al. [34]	U	1992	S			1.089	25-74	3	
Trinidad and Tobago	INTERSALT, Plymoth-Bethesda[1]	U	1986	S	84	92		20-59	2	
Europe, Central										
Bulgaria	Powles et al.[38] (and CM)	U	1999	S	74	84		45-74	1	
Bulgaria	National Nutrition Survey[39]	D	2004	N	410	443		20-100		3
Hungary	INTERSALT, Porcsalam village[1]	U	1986	S	100	100		20-59	2	
Poland	INTERSALT, Warsaw[1]	U	1986	S	100	100		20-59	2	
Poland	Household Food Consumption and Anthropometric Survey[40]	D	2000	N	1,247	1,574		20-100		3
Slovenia	Ribic et al. [41]	U	2007	N	61	82		25-65	2	
Europe, East										
Estonia	Estonian National Dietary Survey[42]	D	1997	N	878	1,098		20-65		3
Russian Federation	INTERSALT, Moscow[1]	U	1986	S	97	97		20-59	2	
Europe, West										
Austria	Austrian Study on Nutritional Status 2007[43]	D	2007	N	925	1,547		20-100		3
Belgium	Staessen et al. [44]	U	1980	S	273	255		20-88	3	
Belgium	INTERSALT, Charleroi[1]	U	1986	S	82	75		20-59	2	
Belgium	INTERSALT, Ghent[1]	U	1986	S	100	100		20-59	2	
Belgium	Zhang et al.[45]	B	1997	N	4,248	3,996		25-74	2	3
Belgium	Vandevijvere et al.[46]	U	2007	S	60	54		25-65	3	
Belgium	Vandevijvere et al.[46]	U	2009	S	66	69		25-65	3	

Denmark	INTERSALT, Glostrup[1]	U	1986	S	99	100		20-59	2	
Denmark	Dietary Habits of Denmark[47]	D	2001	N	1,448	1,486		20-100		1
Denmark	Andersen et al.[48]	U	2006	S	37	50		20-55	2	
Finland	Laatikainen et al. (2 of 11) [49]	U	1982	S	247	237		25-64	2	
Finland	Laatikainen et al. (6 of 11) [49]	U	1982	S	213	215		25-64	2	
Finland	Laatikainen et al. (8 of 11) [49]	U	1982	S	232	238		25-64	2	
Finland	INTERSALT, Turku[1]	U	1986	S	100	100		20-59	2	
Finland	Laatikainen et al. (3 of 11) [49]	U	1987	S	199	210		25-64	2	
Finland	Laatikainen et al. (7 of 11) [49]	U	1987	S	180	220		25-64	2	
Finland	Laatikainen et al. (9 of 11) [49]	U	1987	S	150	192		25-64	2	
Finland	FINDIET 1992[50]	D	1992	N	870	991		25-64		1
Finland	Laatikainen et al. (11 of 11) [49]	U	2002	S	127	156		25-64	2	
Finland	Laatikainen et al. (4 of 11) [49]	U	2002	S	168	174		25-64	2	
Finland	FINDIET 2007[51]	D	2007	N	959	1,080		25-74		1
France	du Cailar et al. [52]	U	2001	S			855	20-70	3	
France	Etude nationale nutrition santé (ENNS); National Nutrition and Health survey[53]	D	2006	N	975	1,701		20-74		1
Germany	INTERSALT, Bernried[1]	U	1986	S	99	98		20-59	2	
Germany	INTERSALT, Cottbus[1]	U	1986	S	99	99		20-59	2	
Germany	INTERSALT, Heidelberg[1]	U	1986	S	97	99		20-59	2	
Germany	German Nutrition Survey 1998[54]	D	1998	N	1,691	2,170		20-79		2
Iceland	INTERSALT, Reykajavik and district[1]	U	1986	S	100	100		20-59	2	
Iceland	Dietary Survey of the Icelanders[55]	D	1990	N	531	564		20-80		3
Iceland	The Diet of Icelanders, Dietary Survey of The Icelandic Nutrition Council 2002[56]	D	2002	N	517	601		20-80		3
Iceland	Olafsdottir et al.[57]	B	2003	S		120		25-55	1	3
Ireland	Flynn et al.[58]	U	1987	S	46	48		20-60	3	
Israel	Mabat First Israeli National Health and Nutrition Survey[59]	D	2000	N	1,540	1,700		25-64		3
Israel	Mabat National Health and Nutrition Survey of the Elderly (Zahav)[60]	D	2005	N	833	949		65-100		3
Italy	INTERSALT, Bassiano[1]	U	1986	S	99	100		20-59	2	
Italy	INTERSALT, Gubbio[1]	U	1986	S	99	100		20-59	2	
Italy	INTERSALT, Mirano[1]	U	1986	S	100	100		20-59	2	
Italy	INTERSALT, Naples[1]	U	1986	S	100	100		20-59	2	
Italy	Pavan et al. (1 of 4)[61]	D	1994	S			370	22-89		2

Italy	INN-CA 1994-96[62]	D	1995	N	701	888		20-100		1
Italy	Venezia et al. [63]	U	2003	S	940			25-75	3	
Malta	INTERSALT, Dingli village[1]	U	1986	S	100	100		20-59	2	
Netherlands	INTERSALT, Zutphen[1]	U	1986	S	100	99		20-59	2	
Netherlands	Ocke et al. (Corresponding member) [64]	U	2006	S	120	171		20-74	3	
Portugal	INTERSALT, Cartaxo Village[1]	U	1986	S	99	99		20-59	2	
Portugal	Polonia et al. [65]	U	2000	S			426	20-84	2	
Portugal	EPITeen Project[66]	D	2003	N	1,163	1,811		20-100		3
Spain	INTERSALT, Manresa[1]	U	1986	S	100	100		20-59	2	
Spain	INTERSALT, Torrejon[1]	U	1986	S	100	100		20-59	2	
Spain	Schroder et al.[67]	D	1995	S			1,567	25-54		1
Spain	The Catalan Nutrition Survey (ENCAT 2002-2003) and Serra Majem and Ribas, 2007 and Serra-Majem L et al., 2007 and Serra Majem et al., 2006[68]	D	2003	N	869	1,054		20-100		1
Spain	Ortega et al. [69]	U	2009	N	196	222		20-60	3	
Sweden	Dietary habits and nutrient intake in Sweden 1989[70]	D	1989	N	743	770		20-74		3
Sweden	Dietary habits and nutrient intake in Sweden 1997-98[71]	D	1997	N	565	608		20-79		3
Switzerland	Chappuis et al.[72]	U	2010	N	663	687		20-79	2	
United Kingdom	Bingham et al.[73]	U	1985	S	71	50		25-44	1	
United Kingdom	Dietary and Nutritional Survey of British Adults 1986 [74]	B	1986	N	1,597	1,620		20-64	1	3
United Kingdom	INTERSALT, Belfast[1]	U	1986	S	99	100		20-59	2	
United Kingdom	INTERSALT, Birmingham[1]	U	1986	S	100	100		20-59	2	
United Kingdom	INTERSALT, Bridgend, South-Wales[1]	U	1986	S	100	99		20-59	2	
United Kingdom	Fogarty et al.[75] (and CM)	U	1991	S	836	845		20-74	3	
United Kingdom	National Diet and Nutrition Survey: people aged 65 years and over[76]	D	1994	N	632	643		65-100		3
United Kingdom	Khaw et al. (1 of 2)[77]	D	1995	S	3,583	4,013		45-79		1
United Kingdom	Khaw et al. (2 of 2)[77]	U	1995	S	160	180		45-79	1	
United Kingdom	INTERMAP, West Bromwich[7]	B	1997	S	282	276		40-59	2	3
United Kingdom	INTERMAP,Belfast[7]	B	1997	S	250	194		40-59	2	3
United Kingdom	National Diet and Nutrition Survey: adults aged 19-64 years 2000[78]	B	2000	N	1,306	1,578		20-64	1	3
United Kingdom	Low Income Diet and Health Survey, 2003-2005[79]	D	2004	N	1,021	1,910		20-100		1
United Kingdom	National Centre for Social Research [80]	U	2007	N	181	248		25-64	1	
United Kingdom	National Centre for Social Research [81]	U	2008	N	341	439		20-64	1	

United Kingdom	Scotish centre for Social Research [82]	U	2009	S	324	232		20-64	1	
Latin America, Central										
Colombia	INTERSALT, Tuquerres[1]	U	1986	S	96	95		20-59	2	
Colombia	National survey of nutritional situation in Colombia	D	2005	N	5502	6325	11827	20-64		1
Guatemala	Melse-Boonstra et al. (4 of 4)[83]	U	1996	S		7		25-55	3	
Mexico	INTERSALT, Chihuahua[1]	U	1986	S	91	81		20-59	2	
Mexico	National Health and Nutrition Survey 2006 (Mexico)[84]	D	2005	N	5,898	9,848		20-59		2
Latin America, Southern										
Argentina	INTERSALT, Buenos Aires[1]	U	1986	S	100	100		20-59	2	
Argentina	Encuesta Nacional de Nutrición y Salud - National Nutrition and Health Survey (ENNyS)[85]	D	2004	N		4,429		20-49		3
Latin America, Tropical										
Brazil	Sarno et al. [86]	D	2002	N			48000	20-79		4
North Africa, Middle East										
Bahrain	National Nutrition Survey[87]	D	2000	N	1,120	1,181		20-70		3
Iran	Rafiei et al. [88]	U	2001	S	304	608		20-60	3	
Kuwait	National Nutrition Survey for the State of Kuwait[89]	D	2008	N	403	517		20-86		3
Lebanon	National survey: Behavioral risk factor survey[90]	D	2008	N	1,207	1,385		20-100		2
Turkey	Dietary intake of adult population living in Ankara[91]	D	2005	S	348	1,136		20-84		3
Turkey	Erdem et al.[92]	U	2007	N	373	443		20-94	3	
North America, High Income										
Canada	INTERSALT, Labrador[1]	U	1986	S	78	83		20-59	2	
Canada	INTERSALT, St. Johns[1]	U	1986	S	100	100		20-59	2	
Canada	Canadian Community Health and Nutrition Survey[93]	D	2004	N	8,768	10,960		20-101		1
Canada	Garriguet[94]	D	2004	N	2,724	2,724		20-79		3
Canada	Shi et al.[95]	D	2004	N	3690	5177		30-79		3
USA	Holbrook et al.[96]	B	1981	S	24	32		20-53	3	1
USA	INTERSALT, Chicago[1]	U	1986	S	97	99		20-59	2	
USA	INTERSALT, Goodman, Blacks[1]	U	1986	S	93	93		20-59	2	
USA	INTERSALT, Goodman, Whites[1]	U	1986	S	99	99		20-59	2	
USA	INTERSALT, Jackson, Blacks[1]	U	1986	S	84	100		20-59	2	
USA	INTERSALT, Jackson, Whites[1]	U	1986	S	100	99		20-59	2	
USA	INTERSALT, Molokai, Hawaii[1]	U	1986	S	94	93		20-59	2	
USA	Cooper et al. [34]	U	1992	S			708	20-75	3	
USA	Espeland et al. [97]	B	1993	S			650	60-79	3	3

USA	Taylor et al. (1 of 2) [98]	U	1996	S		330		40-75	3	
USA	INTERMAP, Chicago[7]	B	1997	S	312	318		40-59	2	3
USA	INTERMAP, City of Woodlawn, Baltimore, Maryland[7]	B	1997	S	292	268		40-59	2	3
USA	INTERMAP, Corpus Christi, Hispanic[7]	B	1997	S	270	280		40-59	2	3
USA	INTERMAP, Corpus Christi, Non-Hispanic[7]	B	1997	S	272	272		40-59	2	3
USA	INTERMAP, Honolulu[7]	B	1997	S	272	262		40-59	2	3
USA	INTERMAP, Jackson [7]	B	1997	S	264	268		40-59	2	3
USA	INTERMAP, Minneapolis[7]	B	1997	S	260	260		40-59	2	3
USA	INTERMAP, Pittsburgh[7]	B	1997	S	264	256		40-59	2	3
USA	NHANES 2003-2006[99]	D	2004	N	9,118	9,912		20-85		1
USA	Taylor et al. (2 of 2) [98]	U	2005	S		146		40-75	3	
Oceania										
American Samoa	American Samoa 1990 24 hr recall diet estimates[100]	D	1990	N	235	268		25-54		3
Niue	Taylor et al.[101]	U	1980	N	19	15		20-79	3	
Samoa	Western Samoa 1990 24 hr recall diet estimates[102]	D	1991	N	230	276		25-54		3
Sub-Saharan Africa, East										
Kenya	INTERSALT, Rambugu and Ndori villages[1]	U	1986	S	90	86		20-59	2	
Malawi	Simmons et al. (1 of 2) [103]	U	1983	S			78	20-79	3	
Malawi	Simmons et al. (2 of 2) [103]	U	1983	S			123	20-79	3	
Uganda	Pavan et al. (3 of 4) [61]	D	1994	S			138	22-89		2
United Republic of Tanzania	Pavan et al. (2 of 4) [61]	D	1994	S			232	22-85		
Sub-Saharan Africa, Southern										
South Africa	Barlow et al. (1 of 2) [104]	U	1982	S	150			30-50	3	
South Africa	Barlow et al. (2 of 2) [104]	U	1982	S	64			30-50	3	
South Africa	Food and nutrient availability in South African Households[105]	D	1995	N	416	502		20-99		2
South Africa	Charlton et al. (1 of 3) [106]	B	2002	S			220	20-65	3	3
South Africa	Charlton et al. (2 of 3) [106]	B	2002	S			224	20-65	3	3
South Africa	Charlton et al. (3 of 3) [106]	B	2002	S			206	20-65	3	3
South Africa	Maseko et al. [107]	U	2003	S			291	21-72	2	
Zimbabwe	INTERSALT, Harare[1]	U	1986	S	100	95		20-59	2	
Sub-Saharan Africa, Western										
Benin	Melse-Boonstra et al. (2 of 4) [83]	U	1996	S		13		22-55	3	

Cameroon	Cooper et al. [34]	U	1992	S	2828	25-74	3
Cote d'Ivoire	Hess et al. (1 of 2) [108]	U	1997	S	52	20-79	2
Cote d'Ivoire	Hess et al. (2 of 2) [108]	U	1997	S	51	20-79	2
Ghana	Kerry et al. (1 of 2) [109]	U	2001	S	481	40-75	2
Ghana	Kerry et al. (2 of 2) [109]	U	2001	S	532	40-75	2
Nigeria	Cooper et al. [34]	U	1992	S	2509	45-94	3

*For surveys in which sex-specific data were not available.

†1=Completeness of collection validated by PABA administration. 2=Observed/expected creatinine ratio or strict urine collection protocols. 3=Other collection protocol or not reported.
‡1=Multiple (≥2) short-term (up to 1 wk) diet recalls/records. 2=Food frequency questionnaire. 3=Single short-term diet record/recall. 4=Household availability/budget survey.

Citations for Table S1

(1) The INTERSALT Co-operative Research Group. Appendix tables. Centre-specific results by age and sex. J Hum Hypertens 1989;3:331-407.

(2) Liu L, Mizushima S, Ikeda K, Hattori H, Miura A, Gao M et al. Comparative studies of diet-related factors and blood pressure among Chinese and Japanese: results from the China-Japan Cooperative Research of the WHO-CARDIAC Study. Cardiovascular Disease and Alimentary Comparison. Hypertension Research - Clinical & Experimental 2000;23:413-20.

(3) Kawamura M, Kimura Y, Takahashi K, Satoh N, Oku K, Adachi T et al. Relation of urinary sodium excretion to blood pressure, glucose metabolism, and lipid metabolism in residents of an area of Japan with high sodium intake. Hypertension Research - Clinical & Experimental 1997;20:287-93.

(4) Matsumura, Yasuhiro. (Corresponding member) National Nutrition Survey, 1995.

(5) Sasaki S, Ishihara J, Tsugane S. Validity of a self-administered food frequency questionnaire in the 5-year follow-up survey of the JPHC Study Cohort I to assess sodium and potassium intake: comparison with dietary records and 24-hour urinary excretion level. J Epidemiol 2003;13:S102-S105.

(6) Inoue, Manami and Tsugane, Shoichiro. (Corresponding member) The Japan Public Health Center-based Prospective Study (JPHC Study) 1995-1998.

(7) Stamler J, Elliott P, Chan Q. INTERMAP appendix tables. Journal of Human Hypertension 2003;17:655-775.

(8) Matsumura, Yasuhiro. (Corresponding member) National Nutrition Survey, 1998.

(9) Kimira M, Kudo Y, Takachi R, Haba R, Watanabe S. [Associations between dietary intake and urinary excretion of sodium, potassium, phosphorus, magnesium, and calcium]. Nippon Eiseigaku Zasshi 2004;59:23-30.

(10) Inoue, Manami and Tsugane, Shoichiro. (Corresponding member) The Japan Public Health Center-based Prospective Study (JPHC 5-year follow-up survey) 2000-2003.

(11) Kim, Cho-il. (Corresponding member) The 3rd Korea National Health and Nutrition Examination Survey.

(12) Yamada C, Oyunchimeg D, Erdenbat A, Enkhtuya P, Buttumur D, Naran G et al. Estimation of salt intake and recommendation for iodine content in iodized salt in Mongolia. Asia Pac J Public Health 2000;12:27-31.

(13) Zhao L, Stamler J, Yan LL, Zhou B, Wu Y, Liu K et al. Blood pressure differences between northern and southern Chinese: role of dietary factors: the International Study on Macronutrients and Blood Pressure. Hypertension 2004;43:1332-7.

(14) Zhou BF, Yang J, Cao TX. [Comparison of diets of 9 populations in China and their relation to blood pressure]. Zhonghua Xin Xue Guan Bing Za Zhi 1986;14:13-2.

(15) Zhai, F. Y. and Yang, X. G. Report of National Nutrition and Health Survey of China Residents in 2002. Part 2: diet and nutrition intake. Beijing: People's Health Press; 2006.

(16) The INTERSALT Co-operative Research Group. Appendix tables. Centre-specific results by age and sex. J Hum Hypertens 1989;3:331-407.
(17) Pan, Wen Harn and Chang, Hsing Yi. (Corresponding member) Nutrition and Health Survey in Taiwan.
(18) Ginnela, Brahmam and Nagalla, Balakrishna. (Corresponding member) Diet & Nutrition Assessment Surveys Among Rural Communities in Select States of India, by National Nutrition Monitoring Bureau, 1996.
(19) Ginnela, Brahmam and Nagalla, Balakrishna. (Corresponding member) Diet & Nutrition Assessment Surveys Among Rural Communities in Select States of India, by National Nutrition Monitoring Bureau, 2000.
(20) Ginnela, Brahmam and Nagalla, Balakrishna. (Corresponding member) Diet & Nutrition Assessment Surveys Among Rural Communities in Select States of India, by National Nutrition Monitoring Bureau, 2005.
(21) Mustafa A, Muslimatun S, Untoro J, Lan MC, Kristianto Y. Determination of discretionary salt intake in an iodine deficient area of East Java-Indonesia using three different methods. Asia Pac J Clin Nutr 2006;15:362-7.
(22) Mirnalini K, Zalilah MS, Safiah MY, Tahir A, Siti Haslinda MD, Siti Rohana D et al. Energy and Nutrient Intakes: Findings from the Malaysian Adult Nutrition Survey (MANS). Mal J Nutr 2008;14:1-24.
(23) Piaseu, Noppawan. (Corresponding member) Calcium Status, Factors Affecting Calcium and Bone Status in Healthy Thais Living in Bangkok.
(24) Kwanmaung S. Glomerular filtration rate, urine sodium and potassium excretions during the day and the night in young and elderly subjects (thesis). Bangkok: Faculty of Graduate Studies, Mahidol University, Thailand; 2001.
(25) Beard TC, Eickhoff R, Mejglo ZA, Jones M, Bennett SA, Dwyer T. Population-based survey of human sodium and potassium excretion. Clin Exp Pharmacol Physiol 1992;19:327-30.
(26) Notowidjojo L, Truswell AS. Urinary sodium and potassium in a sample of healthy adults in Sydney, Australia. Asia Pacific Journal of Clinical Nutrition 1993;2:25-33.
(27) Beard TC, Woodward DR, Ball PJ, Hornsby H, von Witt RJ, Dwyer T. The Hobart Salt Study 1995: few meet national sodium intake target. Med J Aust 1997;166:404-7.
(28) Margerison C, Nowson C. Dietary intake and 24-hour excretion of sodium and potassium [abstract]. Asia Pacific Journal of Clinical Nutrition 2006;15:S37.
(29) Charlton K, Yeatman H, Houweling F, Guenon S. Urinary sodium excretion, dietary sources of sodium intake and knowledge and practices around salt use in a group of healthy Australian women. Aust N Z J Public Health 2010;34:356-63.
(30) Land MA, Webster J, Neal B. Salt intake in New South Wales, Australia - results of a 24-hour urinary sodium excretion study in a representative adult population sample. Sydney: George Institue for Global Health; 2011.
(31) Simpson FO, Paulin JM, Phelan EL, Thaler BI, Waal-Manning HJ, Nye ER et al. Further surveys in Milton, 1978 and 1981: blood pressure, height, weight and 24-hour excretion of sodium and potassium. N Z Med J 1982;95:873-6.
(32) Thomson CD, Colls AJ. Twenty-four hour urinary sodium excretion in seven hundred residents of Otago and Waikato: a report prepared for the Ministry of Health. Wellington: Ministry of Health; 1998.
(33) Templeton, Robert. (Corresponding member) 1997 National Nutrition Survey.
(34) Cooper R, Rotimi C, Ataman S, McGee D, Osotimehin B, Kadiri S et al. The prevalence of hypertension in seven populations of west African origin.[see comment]. American Journal of Public Health 1997;87:160-8.
(35) Leske, M. C., Hennis, A., and Nemesure, B. (Corresponding member) Identifying new genetic and obesity-related factors contributing to prostate cancer risk in persons of African descent.
(36) Simmons D. Blood pressure, ethnic group, and salt intake in Belize. J Epidemiol Community Health 1983;37:38-42.
(37) Jackson M. Social and dietary determinants of body max index of adult Jamaicans. 2000.
(38) Powles J, Sanz MA, Dokova K, Stoeva K, Duleva V, Runswick S et al. Sodium and potassium excretion in winter and summer in urban and rural Bulgarian populations heterogeneous for stroke risk [abstract]. Gac Sanit 2003;17(Supl 2):163.

(39) Petrova, Stefka. (Corresponding member) National survey on nutrition and nutritional status of Bulgarian population.
(40) Szponar, Lucjan and Oltarzewski, Maciej. (Corresponding member) National Food and Nutrition Institute.
(41) Ribic CH, Zakotnik JM, Vertnik L, Vegnuti M, Cappuccio FP. Salt intake of the Slovene population assessed by 24 h urinary sodium excretion. Public Health Nutr 2010;1-7.
(42) Vaask, Sirje. (Corresponding member) Baltic Nutrition Survey, the Adults Nutrition Survey in Estonia.
(43) Elmadfa, Ibrahim and Verena, Nowak. (Corresponding member) Austrian Study on Nutritional Status.
(44) Staessen J, Bulpitt C, Fagard R, Joossens JV, Lijnen P, Amery A. Four urinary cations and blood pressure. A population study in two Belgian towns. American Journal of Epidemiology 1983;117:676-87.
(45) Zhang J, Temme EH, Sasaki S, Kesteloot H. Under- and overreporting of energy intake using urinary cations as biomarkers: relation to body mass index. Am J Epidemiol 2000;152:453-62.
(46) Vandevijvere S, De KW, Chapelle JP, Jeanne D, Mouillet G, Huybrechts I et al. Estimate of total salt intake in two regions of Belgium through analysis of sodium in 24-h urine samples. Eur J Clin Nutr 2010;64:1260-5.
(47) Elmadfa, Ibrahim and Verena, Nowak. (Corresponding member) Dietary Habits of Denmark.
(48) Andersen L, Rasmussen LB, Larsen EH, Jakobsen J. Intake of household salt in a Danish population. Eur J Clin Nutr 2009;63:598-604.
(49) Laatikainen T, Pietinen P, Valsta L, Sundvall J, Reinivuo H, Tuomilehto J. Sodium in the Finnish diet: 20-year trends in urinary sodium excretion among the adult population. European Journal of Clinical Nutrition 2006;60:965-70.
(50) Ovaskainen, Marja Leena and Tapanainen, Heli. (Corresponding member) FINDIET 1992.
(51) Ovaskainen, Marja Leena and Tapanainen, Heli. (Corresponding member) FINDIET 2007.
(52) du CG, Mimran A, Fesler P, Ribstein J, Blacher J, Safar ME. Dietary sodium and pulse pressure in normotensive and essential hypertensive subjects. Journal of Hypertension 2004;22:697-703.
(53) Castetbon, Katia. (Corresponding member) Etude nationale nutrition santé (ENNS).
(54) Mensink, Gert. (Corresponding member) German Nutrition Survey 1998.
(55) Steingrimsdottir, Laufey and Thorgeirsdóttir, Holmfridur. (Corresponding member) Icelandic National Nutrition Survey, 1990.
(56) Steingrimsdottir, Laufey and Thorgeirsdóttir, Holmfridur. (Corresponding member) Icelandic National Nutrition Survey, 2002.
(57) Olafsdottir AS, Thorsdottir I, Gunnarsdottir I, Thorgeirsdottir H, Steingrimsdottir L. Comparison of women's diet assessed by FFQs and 24-hour recalls with and without underreporters: associations with biomarkers. Ann Nutr Metab 2006;50:450-60.
(58) Flynn A, Shortt C, Morrissey PA. Sodium and potassium intakes in Ireland. Proc Nutr Soc 1990;49:323-32.
(59) Keinan-Boker, Lital. (Corresponding member) Mabat First Israeli National Health and Nutrition Survey, 1999-2001.
(60) Keinan-Boker L. Mabat First Israeli National Health and Nutrition Survey, 2005-2006. 2000.
(61) Pavan L, Casiglia E, Pauletto P, Batista SL, Ginocchio G, Kwankam MM et al. Blood pressure, serum cholesterol and nutritional state in Tanzania and in the Amazon: comparison with an Italian population. Journal of Hypertension 1997;15:1083-90.
(62) Turrini, Aida. (Corresponding member) INN-CA 1994-96.
(63) Venezia A, Barba G, Russo O, Capasso C, De L, V, Farinaro E et al. Dietary sodium intake in a sample of adult male population in southern Italy: results of the Olivetti Heart Study. Eur J Clin Nutr 2010;64:518-24.
(64) Hendriksen MA, van Raaij JM, Geleijnse JM, Wilson-van den Hooven C, Ocké MC, van der A DL. Monitoring salt and iodine intakes in Dutch adults between 2006 and 2010 using 24 h urinary sodium and iodine excretions. Public Health Nutr. 2013 Jun 5:1-8. [Epub ahead of print]
(65) Polonia J, Maldonado J, Ramos R, Bertoquini S, Duro M, Almeida C et al. Estimation of salt intake by urinary sodium excretion in a Portuguese adult population and its relationship to arterial stiffness. Rev Port Cardiol 2006;25:801-17.

(66) Elmadfa, Ibrahim and Verena, Nowak. (Corresponding member) EPITeen Project.
(67) Schroder H, Schmelz E, Marrugat J. Relationship between diet and blood pressure in a representative Mediterranean population. European Journal of Nutrition 2002;41:161-7.
(68) Elmadfa, Ibrahim and Verena, Nowak. (Corresponding member) The Catalan Nutrition Survey (ENCAT 2002-2003).
(69) Ortega RM, Lopez-Sobaler AM, Ballesteros JM, Perez-Farinos N, Rodriguez-Rodriguez E, Aparicio A et al. Estimation of salt intake by 24 h urinary sodium excretion in a representative sample of Spanish adults. Br J Nutr 2010;105:787-94.
(70) Becker, Wulf and Barbieri, Heléne. (Corresponding member) Dietary habits and nutrient intake in Sweden 1989 (Hulk).
(71) Becker, Wulf and Barbieri, Heléne. (Corresponding member) Dietary habits and nutrient intake in Sweden 1997-98 (Riksmaten).
(72) Chappuis A, Bochud M, Glatz N, Vuistiner P, Paccaud F, Burnier M. Swiss survey on salt intake: main results. Lausanne: Service de Nephrologie et Institut Universitaire de Medecine Sociale et Preventive, Centre Hospitalier Universitaire Vaudois (CHUV); 2011.
(73) Williams DR, Bingham SA. Sodium and potassium intakes in a representative population sample: estimation from 24 h urine collections known to be complete in a Cambridgeshire village. Br J Nutr 1986;55:13-22.
(74) Gregory J, Foster K, Tyler H, Wiseman M. The dietary and nutritional survey of British adults. London: HMSO; 1990.
(75) Fogarty AW, Lewis SA, McKeever TM, Britton JR. 24-hour urinary sodium excretion in a population-based study of 2,633 individuals in Nottingham. Am J Clin Nutr 2009;89:1901-4.
(76) Finch S, Doyle W, Lowe C, Bates CJ, PA, Smithers G et al. National Diet and Nutrition Survey: people aged 65 years and over. Volume 1: Report of the diet and nutrition survey . London: The Stationery Office; 1998.
(77) Khaw KT, Bingham S, Welch A, Luben R, O'Brien E, Wareham N et al. Blood pressure and urinary sodium in men and women: the Norfolk Cohort of the European Prospective Investigation into Cancer (EPIC-Norfolk).[see comment]. American Journal of Clinical Nutrition 2004;80:1397-403.
(78) Henderson L, Irving K, Gregory J, Bates C, Prentice A, Perks J et al. The national diet and nutrition survey: adults aged 19 to 64 years, Volume 3: Vitamin and mineral intake and urinary analytes. London: TSO; 2003.
(79) Nelson M, Erens B, Bates B, Church S, Boshier T. Low income diet and nutrition survey: Summary of key findings: A survey carried out on behalf of the Food Standards Agency. London: Food Standards Agency; 2007.
(80) National Center for Social Research, UCL. A survey of 24 hour and spot urinary sodium and potassium excretion in a representative sample of the Scottish population. London: National Center for Social Research; 2007, p 1-30.
(81) National Centre for Social Research and MRC Human Nutrition Research. An assessment of dietary sodium levels among adults (aged 19-64) in the UK general population in 2008, based on analysis of dietary sodium in 24 hour urine samples. London: National Centre for Social Research; 2008 Jun.
(82) Scottish Centre for Social Research. A survey of 24 hour urinary sodium excretion in a representative sample of the Scottish population as a measure of salt intake. Edinburgh: Scottish Centre for Social Research; 2011.
(83) Melse-Boonstra A, Rozendaal M, Rexwinkel H, Gerichhausen MJ, van den Briel T, Bulux J et al. Determination of discretionary salt intake in rural Guatemala and Benin to determine the iodine fortification of salt required to control iodine deficiency disorders: studies using lithium-labeled salt. Am J Clin Nutr 1998;68:636-41.
(84) Sánchez-Romero, Luz Maria and Barquera, Simon. (Corresponding member) National Health and Nutrition Survey 2006.
(85) Duran P. National Nutrition and Health Survey (ENNyS), 2004-2005. 2000.
(86) Sarno F, Claro RM, Levy RB, Bandoni DH, Ferreira SR, Monteiro CA. [Estimated sodium intake by the Brazilian population, 2002-2003]. Rev Saude Publica 2009;43:219-25.
(87) Musaiger, Abdulrahman. (Corresponding member) National Nutrition Survey.
(88) Rafiei M, Boshtam M, Sarraf-Zadegan N, Seirafian S. The relation between salt Intake and blood pressure among Iranians. Kuwait Medical Journal 2008;40:191-5.
(89) Al-Hooti, Suad and Zaghloul, Sahar. (Corresponding member) National Nutrition Survey for the State of Kuwait.
(90) Sibai, A. (Corresponding member) Non-communicable Diseases and Behavioral Risk Factor Survey (Lebanon).

(91) Pekcan, Gulden. (Corresponding member) Dietary intake of adult population living in Ankara, 2005.
(92) Erdem Y, Arici M, Altun B, Turgan C, Sindel S, Erbay B et al. The relationship between hypertension and salt intake in Turkish population: SALTURK study. Blood Press 2010.
(93) Garriguet, Didier. (Corresponding member) Canadian Community Health Survey.
(94) Garriguet D. Sodium consumption at all ages. Health Reports (Canada) 2007;18:47-52.
(95) Shi Y, de Groh M, Morrison H, Robinson C, Vardy L. Dietary sodium intake among Canadian adults with and without hypertension. Chronic Diseases in Canada 2011;31:79-87.
(96) Holbrook JT, Patterson KY, Bodner JE, Douglas LW, Veillon C, Kelsay JL et al. Sodium and potassium intake and balance in adults consuming self-selected diets. American Journal of Clinical Nutrition 1984;40:786-93.
(97) Espeland MA, Kumanyika S, Wilson AC, Reboussin DM, Easter L, Self M et al. Statistical issues in analyzing 24-hour dietary recall and 24-hour urine collection data for sodium and potassium intakes. American Journal of Epidemiology 2001;153:996-1006.
(98) Taylor EN, Curhan GC. Differences in 24-hour urine composition between black and white women. J Am Soc Nephrol 2007;18:654-9.
(99) Center for Disease Control and Prevention (USA). NHANES 2003-2006. 2010.
(100) McGarvey, Stephen and Ana, Baylin. (Corresponding member) American Samoa, 1990 (24 hr recall diet estimates).
(101) Taylor R, Zimmet P, Levy S, Collins V. Group comparisons of blood pressure and indices of obesity and salt intake in Pacific populations. Med J Aust 1985;142:499-501.
(102) McGarvey, Stephen and Ana, Baylin. (Corresponding member) Western Samoa, 1990 (24 hr recall diet estimates).
(103) Simmons D, Barbour G, Congleton J, Levy J, Meacher P, Saul H et al. Blood pressure and salt intake in Malawi: an urban rural study. J Epidemiol Community Health 1986;40:188-92.
(104) Barlow RJ, Connell MA, Milne FJ. A study of 48-hour faecal and urinary electrolyte excretion in normotensive black and white South African males. J Hypertens 1986;4:197-200.
(105) Bourne, Lesley. (Corresponding member) Food and nutrient availability in South African Households.
(106) Charlton KE, Steyn K, Levitt NS, Zulu JV, Jonathan D, Veldman FJ et al. Diet and blood pressure in South Africa: Intake of foods containing sodium, potassium, calcium, and magnesium in three ethnic groups. Nutrition 2005;21:39-50.
(107) Maseko MJ, Majane HO, Milne J, Norton GR, Woodiwiss AJ. Salt intake in an urban, developing South African community. Cardiovasc J S Afr 2006;17:186-91.
(108) Hess SY, Zimmermann MB, Staubli-Asobayire F, Tebi A, Hurrell RF. An evaluation of salt intake and iodine nutrition in a rural and urban area of the Cote d'Ivoire. Eur J Clin Nutr 1999;53:680-6.
(109) Kerry SM, Emmett L, Micah FB, Martin-Peprah R, Antwi S, Phillips RO et al. Rural and semi-urban differences in salt intake, and its dietary sources, in Ashanti, West Africa. Ethn Dis 2005;15:33-9.

Table S3. Evidence used to derive reference intake levels of sodium consumption for adults.

Mean intakes associated with better outcomes	
614 mg/d *	Lower systolic BP and lower age-BP slopes in ecologic studies [37]
1245 mg/d †	Lower incidence of gastric cancer in meta-analysis of prospective cohorts [39]
1500 mg/d	Reduced BP in randomized controlled trials [38]
2391 mg/d †	Lower incidence of total stroke in meta-analysis of prospective cohorts [25]
2245 mg/d †	Lower incidence of stroke mortality in meta-analysis of prospective cohorts [25]
1787 mg/d †	Lower incidence of CHD mortality in meta-analysis of prospective cohorts [25]
Lowest age-standardized national mean intakes [40]	
1480 mg/d	Kenya
1600 mg/d	Rwanda
1660 mg/d	Malawi
Major dietary guidelines	
< 1200 mg/d	UK National Institute for Health and Clinical Excellence, 2025 target [19]
< 1500 mg/d	American Heart Association [20]
< 1500 mg/d	US Dietary Guidelines Advisory Committee [21]
< 2300, <1500 mg/d‡	US Dietary Guidelines for Americans [22]
< 2400 mg/d	UK Food Standards Agency [23]
< 2000 mg/d	World Health Organization [24]

*Based on the mean of the four populations with the lowest intakes in Intersalt, with results averaged to minimize potential bias or lack of generalizability from using only one population with the lowest intake.

†The mean of the median (or midpoint) intakes in the lowest category of risk across all studies for each outcome. For studies in which only the upper limit of the lowest category was reported, we conservatively estimated the median by assuming the range in that category was the same as the range in the next (second) category.

‡2300 mg/d for younger and healthy individuals; 1500 mg/d for adults age 51 years or older and those of any age who are African American or who have hypertension, diabetes, or chronic kidney disease.

BP=blood pressure. CHD=coronary heart disease.

Table S4. Global Cardiovascular Deaths Attributed to Sodium Consumption > 2 g/d in 2010, by Sex, Age, Country Income, and World Region.

	Population characteristics, adults age 20+ y			Number of annual deaths attributed to sodium consumption >2 g/d, in 1000s (95% UI) *				Deaths per million adults per year attributed to sodium consumption >2 g/d (95% UI)				Percent of total CVD deaths attributed to sodium consumption >2 g/d (95% UI) †			
	No. of adults, in millions	Mean sodium (95% UI), g/day	Mean SBP (95% UI), mmHg	CHD	Stroke	Other CVD	All CVD	CHD	Stroke	Other CVD	All CVD	CHD	Stroke	Other CVD	All CVD
Worldwide †	3830	4.0 (3.9, 4.0)	134 (125, 144)	687 (439, 963)	685 (455, 927)	276 (188, 365)	1648 (1095, 2223)	461 (285, 658)	338 (221, 464)	168 (112, 224)	966 (628, 1326)	10.2 (6.6, 14.2)	12.7 (8.4, 17.3)	8.6 (5.8, 11.5)	9.5 (6.4, 12.8)
Women	1930	3.8 (3.7, 3.9)	133 (123, 143)	246 (151, 353)	265 (174, 363)	117 (79, 155)	628 (410, 853)	321 (190, 471)	259 (168, 360)	140 (92, 188)	720 (461, 998)	8.7 (5.5, 12.2)	10.7 (7.1, 14.7)	7.3 (4.9, 9.8)	8.0 (5.4, 10.9)
Men	1890	4.1 (4.0, 4.2)	135 (126, 145)	441 (287, 610)	420 (281, 564)	159 (109, 209)	1020 (685, 1370)	600 (380, 845)	417 (274, 568)	196 (133, 261)	1213 (794, 1654)	11.7 (7.6, 16.2)	14.7 (9.8, 19.9)	9.9 (6.7, 13.2)	10.9 (7.4, 14.7)
Age <=69 y	3300	4.0 (3.9, 4.0)	126 (118, 133)	277 (190, 363)	280 (196, 363)	107 (74, 139)	665 (459, 865)	84 (58, 110)	85 (59, 110)	33 (22, 42)	202 (139, 262)	15.8 (10.8, 20.8)	22.3 (15.6, 29.0)	14.6 (10.1, 19.0)	17.8 (12.3, 23.1)
Age 70+ y	524	4.1 (4.0, 4.1)	143 (131, 155)	410 (271, 557)	404 (269, 547)	169 (115, 223)	983 (655, 1327)	785 (518, 1067)	774 (515, 1047)	323 (221, 426)	1882 (1254, 2541)	7.9 (5.2, 10.7)	8.9 (6.0, 11.9)	9.2 (6.3, 12.1)	8.5 (5.7, 11.4)
High income countries ‡	763	3.9 (3.3, 4.5)	134 (125, 143)	130 (87, 178)	73 (49, 99)	54 (37, 71)	258 (172, 348)	173 (115, 236)	49 (32, 66)	10 (7, 13)	34 (23, 46)	7.3 (4.8, 9.9)	7.4 (4.9, 9.9)	7.4 (5.1, 9.8)	7.3 (4.9, 9.8)
Upper-middle income countries	1530	3.6 (2.9, 4.3)	136 (126, 146)	311 (211, 415)	405 (276, 539)	125 (87, 163)	842 (574, 1117)	204 (138, 273)	133 (90, 177)	12 (8, 15)	55 (38, 73)	11.5 (7.8, 15.5)	14.1 (9.6, 18.6)	13.5 (9.5, 17.6)	12.9 (8.9, 17.1)
Lower-middle income countries	1210	3.4 (2.6, 4.1)	135 (125, 145)	221 (147, 301)	169 (114, 224)	80 (54, 106)	470 (314, 631)	182 (121, 249)	70 (47, 93)	9 (6, 12)	39 (26, 52)	10.1 (6.7, 13.8)	11.0 (7.5, 14.5)	11.1 (7.5, 14.7)	10.6 (7.1, 14.1)
Low income countries	323	2.9 (2.2, 3.6)	138 (127, 149)	25 (17, 33)	36 (25, 47)	17 (12, 22)	78 (54, 102)	77 (53, 101)	56 (39, 74)	7 (5, 10)	24 (17, 32)	8.7 (6.0, 11.4)	9.5 (6.7, 12.4)	8.8 (6.2, 11.5)	9.1 (6.3, 11.8)

Australia / New Zealand	17.4	3.4 (3.3, 3.6)	130 (121, 139)	2.0 (1.1, 3.3)	7.6 (4.5, 1.1)	5.2 (3.5, 7.0)	3.3 (2.0, 4.9)	245 (124, 399)	91 (54, 139)	62 (42, 84)	398 (239, 585)	7.9 (4.7, 11.7)	9.5 (6.0, 13.6)	6.5 (4.3, 8.9)	7.2 (4.7, 10.0)
Canada / U.S.	226	3.6 (3.5, 3.7)	127 (120, 134)	39 (21, 61)	11 (7, 16)	13 (8.6, 17.6)	63 (38, 92)	337 (170, 547)	92 (55, 137)	108 (71, 147)	537 (316, 800)	8.6 (5.1, 12.7)	10.7 (6.7, 15.1)	7.2 (4.8, 9.9)	8.0 (5.2, 11.1)
Central Asia/ Eastern and Central Europe	273	4.5 (4.3, 4.8)	141 (130, 152)	186 (121, 256)	110 (74, 147)	31 (21, 41)	326 (216, 441)	1452 (932, 2025)	861 (571, 1173)	223 (151, 296)	2536 (1655, 3470)	14.1 (9.4, 19.1)	17.7 (12.2, 23.4)	11.6 (8.0, 15.2)	12.9 (8.9, 17.1)
East / Southeast Asia	1360	4.1 (3.9, 4.3)	132 (123, 142)	190 (121, 266)	378 (251, 510)	1080 (75, 141)	676 (455, 899)	354 (221, 501)	677 (445, 927)	205 (141, 270)	1236 (820, 1667)	14.4 (9.4, 19.9)	17.9 (12.1, 24.0)	12.2 (8.4, 16.1)	13.4 (9.1, 17.9)
Latin America / Caribbean	319	3.2 (3.0, 3.4)	135 (124, 146)	35 (23, 49)	28 (19, 38)	20 (13, 26)	84 (56, 113)	292 (186, 411)	224 (146, 307)	175 (117, 234)	691 (457, 940)	9.0 (5.9, 12.5)	11.7 (7.8, 15.9)	8.0 (5.4, 10.6)	8.7 (5.9, 11.7)
North Africa / Middle East	225	3.9 (3.7, 4.1)	135 (126, 145)	43 (28, 59)	29 (19, 39)	21 (14, 28)	94 (62, 125)	602 (387, 826)	418 (277, 563)	315 (210, 422)	1334 (878, 1791)	11.2 (7.4, 15.2)	13.9 (9.2, 18.7)	9.4 (6.4, 12.5)	10.4 (7.0, 13.9)
South Asia	786	3.7 (3.6, 3.8)	132 (122, 143)	128 (82, 180)	80 (53, 109)	49 (32, 65)	256 (170, 350)	431 (274, 609)	307 (201, 421)	178 (118, 239)	916 (600, 1258)	10.1 (6.5, 14.3)	12.7 (8.5, 17.4)	8.5 (5.7, 11.4)	9.4 (6.3, 12.8)
Sub-Saharan Africa	320	2.5 (2.3, 2.7)	141 (131, 152)	13 (8, 18)	23 (15, 32)	10 (8, 14)	47 (30, 64)	130 (83, 177)	221 (143, 304)	102 (66, 140)	453 (294, 618)	6.6 (4.3, 9.1)	8.2 (5.3, 11.2)	5.4 (3.6, 7.4)	6.0 (3.9, 8.3)
Western Europe	301	3.8 (3.7, 3.9)	135 (126, 143)	51 (32, 72)	25 (16, 34)	23 (16, 31)	99 (66, 134)	303 (192, 427)	151 (97, 207)	140 (94, 188)	595 (389, 806)	9.9 (6.6, 13.5)	12.2 (8.2, 16.3)	8.5 (5.8, 11.2)	9.3 (6.3, 12.3)

*The numbers of deaths for each subtype may not exactly sum to the total CVD deaths due to rounding

†In 2010 globally, there were 14,669,000 total CVD deaths, 6,963,000 CHD deaths, 5,798,000 stroke deaths, and 1,909,000 other CVD deaths. Among these events, values are the percentage of these deaths attributed to sodium consumption above the reference level.

‡Income categorizations based on the World Bank classification system (http://data.worldbank.org/about/country-classifications/country-and-lending-groups).

Australia/New Zealand: Australia, New Zealand.

East/Central Eurasia: Albania, Armenia, Azerbaijan, Bulgaria, Bosnia and Herzegovina, Belarus, Czech Republic, Estonia, Georgia, Croatia, Hungary, Kazakhstan, Kyrgyzstan, Lithuania, Latvia, Moldova, Macedonia, Montenegro, Mongolia, Poland, Romania, Russian Federation, Serbia, Slovakia, Slovenia, Tajikistan, Turkmenistan, Ukraine, Uzbekistan

East/Southeast Asia: Brunei Darussalam, China, Fiji, Micronesia, Indonesia, Japan, Cambodia, Kiribati, Republic of Korea, Lao People's Democratic Republic, Sri Lanka, Maldives, Marshall Islands, Myanmar, Malaysia, Philippines, Papua New Guinea, Democratic People's Republic of Korea, Singapore, Solomon Islands, Thailand, Timor-Leste, Tonga, Taiwan, Viet Nam, Vanuatu, Samoa.

Latin America/Caribbean: Argentina, Antigua and Barbuda, Bahamas, Belize, Bolivia, Brazil, Barbados, Chile, Colombia, Costa Rica, Cuba, Dominica, Dominican Republic, Ecuador, Grenada, Guatemala, Guyana, Honduras, Haiti, Jamaica, Saint Lucia, Mexico, Nicaragua, Panama, Peru, Paraguay, El Salvador, Suriname, Trinidad and Tobago, Uruguay, Saint Vincent and the Grenadines, Venezuela.

North Africa/Middle East: United Arab Emirates, Bahrain, Algeria, Egypt, Iran, Iraq, Jordan, Kuwait, Lebanon, Libyan Arab Jamahiriya, Morocco, Oman, Occupied Palestinian Territory, Qatar, Saudi Arabia, Syrian Arab Republic, Tunisia, Turkey, Yemen.

South Asia: Afghanistan, Bangladesh, Bhutan, India, Nepal, Pakistan.

Sub-Saharan Africa: Angola, Burundi, Benin, Burkina Faso, Botswana, Central African Republic, Côte d'Ivoire, Cameroon, Democratic Republic of the Congo, Congo, Comoros, Cape Verde, Djibouti, Eritrea, Ethiopia, Gabon, Ghana, Guinea, Gambia, Guinea-Bissau, Equatorial Guinea, Kenya, Liberia, Lesotho, Madagascar, Mali, Mozambique, Mauritania, Mauritius, Malawi, Namibia, Niger, Nigeria, Rwanda, Sudan, Senegal, Sierra Leone, Somalia, São Tomé and Príncipe, Swaziland, Seychelles, Chad, Togo, United Republic of Tanzania, Uganda, South Africa, Zambia, Zimbabwe.

Western Europe: Andorra, Austria, Belgium, Switzerland, Cyprus, Germany, Denmark, Spain, Finland, France, United Kingdom, Greece, Ireland, Iceland, Israel, Italy, Luxembourg, Malta, Netherlands, Norway, Portugal, Sweden.

Table S5. Global Cardiovascular Deaths Attributed to Sodium Consumption > 2 g/d in 2010, by Age, Sex, World Region, and Country.

	Population characteristics, adults age 20+ y			Number of deaths attributed to sodium (95% UI)				Deaths per million adults attributed to sodium (95% UI)				Proportion of total CVD deaths attributed to sodium (95% UI)			
	No. of adults (millions)	Mean sodium (g/day)	Mean SBP (mm Hg)	CHD	Stroke	Other CVD	All CVD	CHD	Stroke	Other CVD	All CVD	CHD	Stroke	Other CVD	All CVD
Globe															
Women															
Under age 70	1640	3.7 (3.6, 3.9)	123 (115, 130)	66060 (43703, 90560)	89866 (61181, 119754)	36014 (24661, 47399)	191940 (130977, 253906)	40 (27, 54)	41 (28, 55)	19 (13, 26)	101 (68, 134)	11.8 (7.8, 16.1)	16 (10.6, 21.0)	9.6 (6.6, 12.6)	10.9 (7.4, 14.4)
Age 70 and over	293	3.9 (3.8, 4.0)	144 (131, 156)	180152 (107725, 262678)	174709 (112538, 243017)	80707 (53861, 107875)	435568 (279352, 599321)	602 (354, 888)	477 (307, 665)	260 (172, 351)	1339 (854, 1863)	5.6 (3.3, 8.3)	6 (3.6, 8.4)	5.0 (3.3, 6.9)	5.2 (3.3, 7.3)
Women overall	1930	3.8 (3.7, 3.9)	133 (123, 143)	246212 (151428, 353239)	264575 (173719, 362770)	116721 (78522, 155274)	627508 (410329, 853226)	321 (190, 471)	259 (168, 360)	140 (92, 188)	720 (461, 998)	8.7 (5.5, 12.2)	11 (7.1, 14.7)	7.3 (4.9, 9.8)	8.0 (5.4, 10.9)
Men															
Under age 70	1660	4.1 (4.0, 4.3)	128 (121, 135)	211081 (141379, 286740)	190397 (130161, 252049)	71120 (48840, 92724)	472599 (323866, 625972)	137 (93, 186)	83 (57, 111)	40 (27, 52)	261 (178, 347)	15.2 (10.2, 20.8)	21 (14.0, 27.5)	12.6 (8.7, 16.6)	14.3 (9.8, 19.0)
Age 70 and over	231	4.3 (4.2, 4.4)	142 (131, 154)	230159 (145813, 323491)	229560 (150856, 312171)	88146 (60145, 116712)	547865 (360697, 743855)	1062 (668, 1504)	751 (491, 1026)	351 (238, 469)	2164 (1410, 2962)	8.2 (5.1, 11.6)	9 (5.6, 12.2)	7.2 (4.8, 9.7)	7.5 (4.9, 10.3)
Men overall	1890	4.1 (4.0, 4.2)	135 (126, 145)	441240 (287192, 610231)	419957 (281017, 564221)	159266 (108985, 209436)	1020463 (684563, 1369827)	600 (380, 845)	417 (274, 568)	196 (133, 261)	1213 (794, 1654)	11.7 (7.6, 16.2)	15 (9.8, 19.9)	9.9 (6.7, 13.2)	10.9 (7.4, 14.7)
Both sexes overall	3830	4.0 (3.9, 4.0)	134 (125, 144)	687452 (438620, 963470)	684532 (454736, 926991)	275987 (187507, 364710)	1647971 (1094892, 2223053)	461 (285, 658)	338 (221, 464)	168 (112, 224)	966 (628, 1326)	10.2 (6.6, 14.2)	13 (8.4, 17.3)	8.6 (5.8, 11.5)	9.5 (6.4, 12.8)
Australia and New Zealand															
Women															
Under age 70	6.95	3.3 (3.1, 3.5)	116 (109, 123)	79 (50, 111)	50 (33, 69)	27 (19, 36)	157 (106, 213)	11 (7, 16)	7 (5, 10)	4 (3, 5)	23 (15, 31)	9.2 (5.9, 13.1)	12 (7.8, 16.2)	7.2 (5.0, 9.6)	8.3 (5.6, 11.1)
Age 70 and over	1.94	3.3 (3.1, 3.5)	139 (128, 149)	644 (269, 1143)	306 (174, 485)	205 (133, 281)	1155 (660, 1758)	331 (138, 589)	158 (90, 250)	105 (69, 145)	594 (339, 908)	3.7 (1.5, 6.6)	3 (1.7, 5.9)	3.4 (2.0, 5.0)	3.4 (1.9, 5.3)
Women overall	8.89	3.3 (3.1, 3.4)	127 (118, 136)	723 (319, 1254)	356 (207, 554)	232 (153, 317)	1312 (766, 1971)	171 (73, 303)	82 (47, 130)	55 (36, 75)	308 (177, 470)	6.5 (3.7, 9.8)	8 (4.8, 11.0)	5.3 (3.5, 7.3)	5.9 (3.7, 8.2)
Men															
Under age 70	6.84	3.6 (3.4, 3.8)	126 (119, 133)	409 (269, 572)	95 (62, 130)	77 (54, 100)	581 (393, 787)	60 (39, 84)	14 (9, 19)	11 (8, 15)	85 (57, 115)	12.8 (8.4, 17.9)	17 (11.4, 23.5)	10.4 (7.2, 13.8)	11.9 (8.0, 15.9)
Age 70 and over	1.64	3.6 (3.4, 3.8)	141 (130, 151)	942 (508, 1486)	305 (184, 453)	210 (148, 281)	1457 (890, 2106)	576 (310, 908)	186 (112, 277)	128 (90, 172)	890 (544, 1287)	5.8 (3.1, 9.1)	6 (3.2, 8.7)	5.1 (3.2, 7.2)	5.2 (3.2, 7.7)
Men overall	8.48	3.6 (3.4, 3.8	133 (125, 142)	1352 (777, 2058)	400 (246, 583)	287 (202, 380)	2038 (1282, 2892)	318 (175, 496)	100 (61, 148)	70 (49, 93)	488 (301, 701)	9.3 (5.8, 13.5)	11 (7.3, 16.1)	7.7 (5.2, 10.5)	8.6 (5.6, 11.8)
Both sexes overall	17.4	3.4 (3.3, 3.6)	130 (121, 139)	2074 (1095, 3312)	756 (452, 1137)	519 (354, 698)	3349 (2048, 4863)	245 (124, 399)	91 (54, 139)	62 (42, 84)	398 (239, 585)	7.9 (4.7, 11.7)	10 (6.0, 13.6)	6.5 (4.3, 8.9)	7.2 (4.7, 10.0)
Canada and U.S.															
Women															
Under age 70	91	3.4 (3.3, 3.6)	117 (111, 122)	2870 (1818, 4026)	1324 (856, 1853)	1299 (902, 1701)	5493 (3691, 7350)	32 (20, 44)	15 (9, 20)	14 (10, 19)	60 (41, 81)	10.3 (6.5, 14.5)	14 (8.9, 18.6)	8.3 (5.7, 10.9)	9.4 (6.3, 12.7)
Age 70 and over	25.6	3.5 (3.3, 3.7)	137 (128, 145)	12068 (4738, 21143)	3968 (2256, 6263)	4505 (2884, 6309)	20540 (11078, 31999)	471 (185, 825)	155 (88, 244)	176 (112, 246)	801 (432, 1255)	4.2 (1.7, 7.4)	4 (2.3, 7.0)	3.9 (2.3, 5.9)	4.0 (2.2, 6.2)
Women overall	117	3.4 (3.3, 3.6)	127 (120, 134)	14938 (6556, 25169)	5292 (3112, 8116)	5804 (3786, 8010)	26034 (14769, 39349)	251 (102, 434)	85 (49, 132)	95 (61, 132)	431 (236, 668)	7.3 (4.1, 11.0)	9 (5.6, 12.8)	6.1 (4.0, 8.4)	6.7 (4.3, 9.4)
Men															
Under age 70	90.4	3.8(3.6, 4.0)	123 (118, 127)	9776 (6391, 13582)	2130 (1395, 2959)	3286 (2244, 4312)	15192 (10200, 20509)	108 (71, 151)	24 (15, 33)	36 (25, 48)	168 (113, 227)	13.8 (9.0, 19.2)	18 (12.1, 25.3)	11.4 (7.7, 15.1)	12.9 (8.6, 17.3)
Age 70 and over	19.4	3.8 (3.6, 4.0)	133 (125, 141)	14248 (7864, 22603)	3418 (2101, 4874)	3964 (2663, 5331)	21630 (13108, 31701)	736 (406, 1168)	177 (109, 252)	205 (138, 275)	1118 (677, 1638)	6.1 (3.3, 9.6)	6 (3.8, 9.3)	5.4 (3.4, 7.7)	5.7 (3.5, 8.2)
Men overall	110	3.8 (3.7, 4.0)	128 (121, 134)	24024 (14255, 36185)	5549 (3495, 7833)	7249 (4907, 9643)	36822 (23309, 52210)	422 (239, 660)	100 (62, 142)	121 (81, 162)	643 (395, 933)	9.9 (6.2, 14.4)	12 (7.9, 17.3)	8.4 (5.6, 11.4)	9.3 (6.0, 12.8)
Both sexes overall	226	3.6 (3.5, 3.7)	127 (120, 134)	38962 (20811, 61354)	10841 (6607, 15949)	13053 (8693, 17653)	62856 (38078, 91559)	337 (170, 547)	92 (55, 137)	108 (71, 147)	537 (316, 800)	8.6 (5.1, 12.7)	11 (6.7, 15.1)	7.2 (4.8, 9.9)	8.0 (5.2, 11.1)
Central Asia/ Eastern and Central Europe															
Women															
Under age 70	116	4.3 (3.9, 4.8)	128 (120, 137)	13837 (9438, 18246)	12013 (8505, 15588)	3371 (2320, 4393)	29221 (20203, 38195)	119 (81, 158)	104 (73, 135)	29 (20, 38)	252 (174, 330)	16.6 (11.3, 22.0)	22 (15.7, 29.0)	13.3 (9.4, 17.3)	15.3 (10.7, 19.9)
Age 70 and over	32.5	4.4 (4.0, 4.8)	151 (137, 165)	60743 (37487, 86776)	38491 (25366, 52875)	8993 (6133, 11889)	108227 (69542, 149150)	1868 (1153, 2676)	1184 (780, 1628)	277 (189, 366)	3329 (2140, 4606)	7.6 (4.7, 10.9)	8 (5.3, 11.2)	6.6 (4.4, 8.8)	7.0 (4.6, 9.4)
Women overall	148	4.3 (3.9, 4.7)	140 (128, 151)	74580 (46925, 105023)	50503 (33872, 68463)	12365 (8453, 16282)	137448 (89745, 187345)	994 (617, 1417)	644 (427, 881)	153 (104, 202)	1791 (1157, 2468)	12.1 (8.0, 16.4)	15 (10.5, 20.1)	10.0 (6.9, 13.1)	11.1 (7.6, 14.7)
Men															
Under age 70	107	4.8 (4.3, 5.3)	134 (126, 141)	52374 (36078, 69549)	25355 (18121, 32792)	10024 (6983, 13038)	87753 (60776, 115378)	490 (337, 651)	237 (169, 307)	94 (65, 122)	820 (568, 1080)	20.6 (14.2, 27.4)	28 (19.5, 36.1)	16.7 (11.7, 21.6)	19.1 (13.4, 24.8)
Age 70 and over	17.6	4.8 (4.4, 5.3)	151 (138, 164)	58617 (37913, 81103)	33787 (22191, 46081)	8640 (5785, 11540)	101044 (65792, 138186)	3331 (2155, 4615)	1920 (1261, 2621)	491 (329, 657)	5742 (3739, 7863)	11.5 (7.5, 16.0)	13 (8.3, 17.2)	9.7 (6.5, 13.1)	10.4 (6.9, 14.1)
Men overall	125	4.8 (4.4, 5.2)	142 (132, 153)	110991 (73991, 150652)	59142 (40312, 78873)	18664 (12768, 24578)	188797 (126568, 253564)	1910 (1246, 2633)	1078 (715, 1464)	292 (197, 390)	3281 (2154, 4471)	16.1 (10.8, 21.7)	20 (13.9, 26.7)	13.2 (9.1, 17.4)	14.7 (10.1, 19.4)
Both sexes overall	273	4.5 (4.3, 4.8)	141 (130, 152)	185571 (120916, 255674)	109645 (74184, 147336)	31029 (21221, 40860)	326245 (216313, 440909)	1452 (932, 2025)	861 (571, 1173)	223 (151, 296)	2536 (1655, 3470)	14.1 (9.4, 19.1)	18 (12.2, 23.4)	11.6 (8.0, 15.2)	12.9 (8.9, 17.1)
East and Southeast Asia															
Women															
Under age 70	580	3.9 (3.6, 4.3)	122 (115, 129)	18125 (12153, 24739)	47661 (32469, 63188)	13090 (9155, 16967)	78876 (54760, 103181)	31 (21, 43)	83 (56, 110)	23 (16, 29)	137 (95, 180)	16.8 (11.2, 22.9)	22 (15.0, 28.8)	13.4 (9.4, 17.5)	15.2 (10.6, 20.0)
Age 70 and over	101	4.0 (3.6, 4.3)	141 (129, 154)	47875 (28624, 69659)	84553 (54103, 118111)	31575 (21457, 41627)	164004 (105660, 222039)	478 (286, 696)	845 (541, 1182)	315 (214, 417)	1638 (1055, 2221)	8.3 (5.0, 12.1)	8 (5.3, 12.3)	7.4 (4.9, 10.1)	7.7 (5.0, 10.7)
Women overall	680	3.9 (3.6, 4.2)	132 (122, 141)	66000 (40777, 94397)	132214 (86572, 181299)	44665 (30612, 58594)	242879 (160420, 325220)	255 (154, 369)	464 (298, 646)	169 (115, 223)	887 (575, 1201)	12.6 (8.1, 17.5)	15 (10.2, 20.5)	10.4 (7.2, 13.8)	11.5 (7.8, 15.4)
Men															
Under age 70	595	4.3 (3.9, 4.7)	127 (120, 134)	56146 (37495, 75454)	111402 (76308, 146760)	26604 (18578, 34169)	194152 (134616, 252894)	95 (63, 128)	188 (129, 248)	45 (31, 58)	328 (227, 427)	20.6 (13.8, 27.8)	28 (19.4, 36.8)	17.3 (12.1, 22.6)	19.6 (13.5, 25.6)
Age 70 and over	84.6	4.3 (4.0, 4.7)	140 (128, 151)	68275 (43219, 95663)	133990 (88567, 182110)	36811 (25589, 48255)	239075 (160046, 321340)	812 (514, 1139)	1593 (1053, 2166)	438 (304, 577)	2843 (1904, 3839)	11.8 (7.5, 16.6)	13 (8.6, 18.2)	10.5 (7.2, 14.2)	11.1 (7.4, 15.1)
Men overall	680	4.3(3.9, 4.6)	133 (124, 142)	124421 (80714, 171117)	245391 (164875, 328869)	63415 (44167, 82424)	433227 (294662, 574234)	453 (289, 633)	891 (591, 1207)	241 (168, 318)	1585 (1065, 2133)	16.2 (10.6, 22.2)	21 (14.0, 27.5)	13.9 (9.6, 18.4)	15.3 (10.5, 20.4)
Both sexes overall	1360	4.1 (3.9, 4.6)	132 (123, 142)	190421 (121491, 265514)	377606 (251447, 510168)	108080 (74779, 141018)	676107 (455082, 899454)	354 (221, 501)	677 (445, 927)	205 (141, 270)	1236 (820, 1667)	14.4 (9.4, 19.9)	18 (12.1, 24.0)	12.2 (8.4, 16.1)	13.4 (9.1, 17.9)
Latin America and Caribbean															
Women															
Under age 70	142	3.1 (2.8, 3.4)	123 (114, 131)	3973 (2607, 5409)	4617 (3070, 6247)	2589 (1785, 3410)	11179 (7486, 15032)	28 (18, 38)	33 (22, 44)	18 (13, 24)	79 (53, 107)	10.4 (6.9, 14.3)	14 (9.5, 19.1)	8.8 (6.1, 11.5)	9.9 (6.8, 13.2)
Age 70 and over	22.7	3.1 (2.8, 3.4)	144 (130, 158)	8089 (5108, 11649)	6440 (4122, 8913)	5809 (3821, 7825)	20338 (13342, 27946)	362 (229, 524)	288 (184, 399)	260 (171, 350)	910 (597, 1252)	4.6 (2.9, 6.6)	5 (3.2, 7.1)	4.4 (2.9, 6.0)	4.5 (2.9, 6.3)
Women overall	165	3.1 (2.8, 3.3)	133 (122, 145)	12062 (7715, 17058)	11057 (7192, 15160)	8398 (5606, 11235)	31516 (20828, 42978)	195 (124, 281)	160 (103, 222)	139 (92, 187)	495 (325, 679)	7.5 (4.9, 10.5)	10 (6.3, 13.1)	6.6 (4.5, 8.8)	7.2 (4.8, 9.7)
Men															
Under age 70	136	3.4 (3.0, 3.7)	130 (122, 138)	11109 (7469, 15006)	8143 (5515, 10750)	4659 (3250, 6047)	23912 (16397, 31691)	82 (55, 112)	60 (41, 80)	35 (24, 45)	178 (122, 235)	14.0 (9.4, 19.0)	20 (13.3, 25.9)	12.1 (8.4, 15.8)	13.6 (9.4, 17.9)

Age 70 and over	17.9	3.4 (3.1, 3.7)	145 (131, 158)	12266 (7790, 17103)	9075 (5911, 12418)	6825 (4596, 9113)	28166 (18597, 38201)	695 (442, 971)	514 (335, 704)	387 (261, 517)	1597 (1054, 2167)	7.1 (4.5, 10.0)	8 (5.2, 11.4)	6.6 (4.4, 8.9)	6.9 (4.6, 9.5)
Men overall	154	3.3 (3.1, 3.7)	137 (126, 148)	23375 (15259, 32108)	17218 (11426, 23168)	11485 (7846, 15159)	52078 (34994, 69892)	389 (249, 542)	287 (188, 392)	211 (142, 281)	887 (588, 1201)	10.6 (7.0, 14.5)	14 (9.3, 18.6)	9.3 (6.4, 12.4)	10.3 (7.0, 13.7)
Both sexes overall	319	3.2 (3.0, 3.4)	135 (124, 146)	35437 (22974, 49166)	28275 (18617, 38328)	19882 (13452, 26394)	83595 (55822, 112869)	292 (186, 411)	224 (146, 307)	175 (117, 234)	691 (457, 940)	9.0 (5.9, 12.5)	12 (7.8, 15.9)	8.0 (5.4, 10.6)	8.7 (5.9, 11.7)
North Africa and Middle East															
Women															
Under age 70	98.9	3.8 (3.5 4.1)	125 (118, 133)	5472 (3721, 7345)	4902 (3312, 6507)	3439 (2331, 4556)	13813 (9375, 18282)	55 (38, 74)	50 (33, 66)	35 (24, 46)	140 (95, 185)	12.5 (8.5, 16.8)	17 (11.4, 22.5)	10.1 (7.0, 13.4)	11.6 (7.9, 15.3)
Age 70 and over	11.2	3.8 (3.6, 4.1)	145 (132, 157)	8626 (5474, 11720)	6950 (4601, 9354)	5534 (3636, 7449)	21111 (13831, 28312)	773 (491, 1051)	623 (412, 841)	496 (326, 668)	1892 (1240, 2539)	6.9 (4.4, 9.3)	7 (4.8, 10.0)	6.2 (4.2, 8.3)	6.5 (4.3, 8.7)
Women overall	110	3.7 (3.5, 4.0)	135 (125, 145)	14098 (9195, 19065)	11852 (7913, 15861)	8973 (5967, 12005)	34923 (23206, 46594)	414 (264, 563)	336 (223, 454)	265 (175, 357)	1016 (667, 1362)	9.7 (6.4, 13.0)	12 (8.1, 16.3)	8.2 (5.6, 10.8)	9.0 (6.1, 12.0)
Men															
Under age 70	105	4.1 (3.8, 4.5)	128 (121, 135)	15139 (10020, 20360)	8747 (5647, 11670)	5794 (3886, 7619)	29680 (19465, 39332)	144 (95, 194)	83 (54, 111)	55 (37, 73)	282 (185, 374)	16.0 (10.6, 21.5)	21 (13.9, 28.2)	13.1 (8.9, 17.2)	14.8 (10.0, 19.6)
Age 70 and over	9.67	4.2 (3.9, 4.6)	142 (131, 154)	13879 (8930, 19179)	8848 (5868, 11906)	6514 (4394, 8680)	29241 (19247, 39323)	1435 (924, 1984)	915 (607, 1235)	674 (454, 900)	3024 (1991, 4068)	9.5 (6.1, 13.1)	10 (6.7, 14.0)	8.3 (5.7, 11.1)	8.8 (5.9, 11.8)
Men overall	115	4.1 (3.8, 4.4)	135 (126, 144)	29018 (18950, 39539)	17595 (11514, 23576)	12308 (8280, 16299)	58921 (38712, 78656)	790 (509, 1089)	499 (330, 673)	364 (246, 486)	1653 (1088, 2221)	12.8 (8.4, 17.3)	16 (10.3, 21.1)	10.7 (7.3, 14.1)	11.8 (7.9, 15.7)
Both sexes overall	225	3.9 (3.7, 4.1)	135 (126, 145)	43117 (28145, 58604)	29447 (19427, 39437)	21281 (14247, 28304)	93844 (61919, 125249)	602 (387, 826)	418 (277, 563)	315 (210, 422)	1334 (878, 1791)	11.2 (7.4, 15.2)	14 (9.2, 18.7)	9.4 (6.4, 12.5)	10.4 (7.0, 13.9)
South Asia															
Women															
Under age 70	345	3.6 (3.4, 3.8)	124 (116, 132)	17748 (11305, 25290)	13114 (8864, 17864)	8739 (5871, 11618)	39601 (26372, 53271)	51 (33, 73)	38 (26, 52)	25 (17, 34)	115 (76, 154)	11.5 (7.3, 16.3)	15 (10.4, 20.9)	9.4 (6.4, 12.5)	10.7 (7.2, 14.4)
Age 70 and over	40.1	3.6 (3.4, 3.8)	143 (129, 156)	22300 (13907, 31789)	18632 (12102, 25683)	10248 (6756, 13760)	51180 (33380, 70821)	556 (347, 793)	465 (302, 645)	256 (169, 344)	1277 (833, 1770)	6.3 (3.9, 8.9)	7 (4.3, 9.5)	5.6 (3.7, 7.6)	5.9 (3.8, 8.1)
Women overall	385	3.6 (3.4, 3.7)	133 (122, 144)	40047 (25212, 57078)	31747 (20966, 43547)	18987 (12627, 25378)	90781 (59753, 124093)	304 (190, 433)	251 (164, 348)	141 (93, 189)	696 (455, 962)	8.9 (5.6, 12.6)	11 (7.4, 15.2)	7.5 (5.1, 10.1)	8.3 (5.5, 11.2)
Men															
Under age 70	364	3.9 (3.6, 4.1)	125 (117, 133)	52100 (34233, 73326)	23806 (16108, 32561)	15354 (10250, 20369)	91260 (61928, 125062)	143 (94, 203)	65 (44, 89)	42 (28, 56)	251 (170, 344)	14.3 (9.4, 20.3)	20 (13.2, 26.5)	11.9 (8.1, 15.8)	13.5 (9.1, 18.2)
Age 70 and over	36.5	3.9 (3.7, 4.1)	137 (124, 150)	35476 (22673, 49772)	24085 (15695, 32540)	14204 (9490, 18869)	73766 (48144, 100784)	973 (622, 1365)	660 (430, 899)	389 (260, 521)	2022 (1320, 2765)	8.3 (5.3, 11.6)	9 (5.9, 12.4)	7.2 (4.8, 9.7)	7.6 (5.1, 10.4)
Men overall	401	3.9 (3.7, 4.1)	131 (121, 142)	87576 (56906, 123098)	47891 (31803, 65101)	29558 (19740, 39239)	165025 (110073, 225846)	558 (358, 784)	363 (237, 494)	216 (144, 288)	1137 (745, 1554)	11.3 (7.3, 16.0)	14 (9.5, 19.5)	9.6 (6.4, 12.8)	10.6 (7.1, 14.3)
Both sexes overall	786	3.7 (3.6, 3.8)	132 (122, 143)	127624 (82119, 180176)	79638 (52769, 108649)	48545 (32368, 64616)	255806 (169825, 349939)	431 (274, 609)	307 (201, 421)	178 (118, 239)	916 (600, 1258)	10.1 (6.5, 14.3)	13 (8.5, 17.4)	8.5 (5.7, 11.4)	9.4 (6.3, 12.8)
Sub-Saharan Africa															
Women															
Under age 70	147	2.4 (2.1, 2.7)	130 (122, 138)	2215 (1440, 3057)	4695 (3070, 6449)	2546 (1635, 3517)	9456 (6156, 12905)	15 (10, 21)	32 (21, 44)	17 (11, 24)	64 (42, 88)	7.0 (4.5, 9.7)	9 (6.1, 12.9)	5.6 (3.6, 7.7)	6.4 (4.2, 8.8)
Age 70 and over	15.1	2.4 (2.2, 2.7)	153 (139, 167)	2795 (1796, 3842)	5050 (3276, 6985)	3023 (1946, 4143)	10867 (7067, 14945)	185 (119, 255)	334 (217, 463)	200 (129, 275)	720 (468, 990)	4.1 (2.6, 5.6)	4 (2.8, 6.0)	3.3 (2.2, 4.6)	3.6 (2.3, 4.9)
Women overall	163	2.4 (2.1, 2.6)	142 (131, 153)	5010 (3236, 6899)	9745 (6346, 13434)	5569 (3582, 7660)	20323 (13223, 27849)	100 (64, 138)	183 (119, 253)	109 (70, 150)	392 (255, 539)	5.5 (3.6, 7.6)	7 (4.4, 9.4)	4.5 (2.9, 6.1)	5.0 (3.3, 6.9)
Men															
Under age 70	145	2.6 (2.3, 2.9)	133 (125, 140)	4628 (2981, 6357)	7529 (4813, 10261)	2820 (1820, 3861)	14977 (9599, 20452)	32 (21, 44)	52 (33, 71)	19 (13, 27)	103 (66, 141)	9.5 (6.1, 13.0)	13 (8.2, 17.1)	7.8 (5.1, 10.6)	8.8 (5.7, 12.0)
Age 70 and over	12.3	2.7 (2.4, 3.0)	149 (136, 162)	3522 (2251, 4778)	5756 (3704, 7808)	2109 (1387, 2864)	11387 (7371, 15410)	286 (183, 390)	467 (301, 637)	171 (113, 233)	925 (599, 1252)	5.9 (3.8, 8.0)	6 (4.2, 8.9)	5.0 (3.3, 6.8)	5.4 (3.5, 7.3)
Men overall	158	2.6 (2.3, 2.9)	141 (131, 151)	8150 (5232, 11135)	13285 (8517, 18069)	4929 (3206, 6726)	26364 (16970, 35862)	159 (102, 217)	260 (167, 354)	95 (63, 130)	514 (332, 697)	7.7 (4.9, 10.5)	10 (6.2, 13.0)	6.4 (4.2, 8.7)	7.1 (4.6, 9.6)
Both sexes overall	320	2.5 (2.3, 2.7)	141 (131, 152)	13160 (8468, 18034)	23030 (14864, 31503)	10497 (6788, 14386)	46687 (30193, 63711)	130 (83, 177)	221 (143, 304)	102 (66, 140)	453 (294, 618)	6.6 (4.3, 9.1)	8 (5.3, 11.2)	5.4 (3.6, 7.4)	6.0 (3.9, 8.3)
Western Europe															
Women															
Under age 70	113	3.6 (3.4, 3.8)	121 (114, 128)	1741 (1172, 2338)	1491 (1001, 1988)	914 (641, 1201)	4146 (2827, 5476)	15 (10, 21)	13 (9, 18)	8 (6, 11)	37 (25, 49)	11.7 (7.9, 15.7)	16 (10.6, 20.8)	9.8 (6.9, 12.9)	11.0 (7.7, 14.6)
Age 70 and over	42.9	3.7 (3.5, 3.9)	142 (132, 153)	17013 (10322, 24957)	10318 (6539, 14348)	10815 (7095, 14592)	38146 (24792, 52352)	397 (241, 582)	241 (153, 335)	252 (166, 342)	890 (579, 1221)	4.7 (2.9, 7.0)	4 (2.7, 6.3)	4.4 (2.9, 6.1)	4.5 (2.9, 6.2)
Women overall	156	3.6 (3.5, 3.7)	132 (123, 141)	18754 (11494, 27296)	11809 (7540, 16336)	11729 (7736, 15793)	42292 (27619, 57828)	206 (126, 301)	127 (81, 176)	130 (86, 177)	463 (302, 635)	8.2 (5.4, 11.3)	10 (6.7, 13.6)	7.1 (4.9, 9.5)	7.8 (5.3, 10.4)
Men															
Under age 70	113	4.0 (3.8, 4.2)	130 (124, 137)	9399 (6443, 12535)	3190 (2193, 4167)	2503 (1777, 3208)	15092 (10491, 19867)	83 (57, 111)	28 (19, 37)	22 (16, 28)	133 (93, 176)	15.7 (10.7, 21.0)	21 (14.7, 28.0)	13.1 (9.2, 16.9)	14.8 (10.3, 19.3)
Age 70 and over	31.9	4.0 (3.8, 4.2)	144 (134, 155)	22934 (14665, 31805)	10296 (6637, 13981)	8869 (6093, 11780)	42099 (27502, 56805)	718 (459, 996)	322 (208, 439)	278 (191, 369)	1318 (861, 1779)	7.4 (4.7, 10.2)	7 (4.6, 10.1)	6.5 (4.4, 8.8)	6.7 (4.5, 9.2)
Men overall	145	4.0 (3.9, 4.2)	137 (129, 146)	32333 (21107, 44339)	13486 (8829, 18148)	11372 (7869, 14988)	57191 (37993, 76671)	401 (258, 553)	175 (114, 238)	150 (103, 199)	726 (477, 978)	11.5 (7.7, 15.6)	14 (9.7, 19.1)	9.8 (6.8, 12.9)	10.8 (7.4, 14.2)
Both sexes overall	301	3.8 (3.7, 3.9)	135 (126, 143)	51087 (32601, 71635)	25295 (16369, 34484)	23100 (15605, 30781)	99483 (65612, 134499)	303 (192, 427)	151 (97, 207)	140 (94, 188)	595 (389, 806)	9.9 (6.6, 13.5)	12 (8.2, 16.3)	8.5 (5.8, 11.2)	9.3 (6.3, 12.3)
Afghanistan															
Under age 70	9.77	3.4 (2.4, 4.3)	125 (115, 134)	1738 (1137, 2434)	1618 (1076, 2210)	728 (484, 977)	4085 (2742, 5455)	178 (116, 249)	166 (110, 226)	74 (50, 100)	418 (281, 560)	10.9 (7.1, 15.3)	14 (9.4, 19.2)	7.6 (5.1, 10.3)	11.5 (7.7, 15.4)
Age 70 and over	0.703	3.4 (2.5, 4.4)	141 (125, 157)	1030 (677, 1411)	982 (638, 1324)	460 (306, 619)	2471 (1627, 3335)	1465 (963, 2008)	1397 (908, 1885)	654 (435, 883)	3516 (2315, 4754)	6.7 (4.4, 9.1)	8 (4.9, 10.2)	6.6 (4.4, 8.9)	7.2 (4.7, 9.7)
Overall	10.5	3.4 (2.5, 4.4)	133 (120, 146)	2768 (1838, 3782)	2600 (1704, 3492)	1188 (779, 1596)	6556 (4394, 8778)	264 (175, 361)	248 (163, 335)	113 (74, 152)	626 (419, 840)	8.8 (5.9, 12.0)	11 (7.0, 14.3)	7.2 (4.7, 9.7)	9.4 (6.3, 12.6)
Albania															
Under age 70	1.57	3.7 (2.7, 4.6)	131 (122, 139)	169 (115, 232)	123 (81, 164)	41 (28, 54)	332 (230, 440)	108 (73, 148)	78 (52, 105)	26 (18, 34)	212 (147, 281)	15.0 (10.2, 20.6)	20 (13.0, 26.2)	10.3 (7.0, 13.6)	15.8 (11.0, 21.0)
Age 70 and over	0.31	3.7 (2.8, 4.7)	144 (131, 158)	313 (196, 442)	336 (217, 476)	101 (66, 135)	750 (491, 1020)	1011 (632, 1428)	1085 (700, 1538)	325 (215, 437)	2422 (1586, 3296)	7.2 (4.5, 10.2)	7 (4.8, 10.5)	6.1 (4.1, 8.3)	7.3 (4.8, 9.9)
Overall	1.88	3.7 (2.8, 4.7)	138 (127, 148)	482 (316, 661)	458 (303, 637)	141 (95, 188)	1082 (736, 1451)	257 (168, 352)	244 (161, 339)	75 (51, 100)	576 (392, 773)	8.8 (5.8, 12.1)	9 (5.9, 12.3)	6.9 (4.7, 9.2)	8.7 (6.0, 11.7)
Algeria															
Under age 70	17	4.3 (3.3, 5.3)	129 (122, 136)	1047 (685, 1421)	1111 (756, 1490)	653 (437, 863)	2811 (1880, 3749)	62 (40, 84)	66 (45, 88)	39 (26, 51)	166 (111, 221)	17.8 (11.7, 24.2)	23 (15.8, 31.2)	14.6 (9.8, 19.4)	19.4 (13.0, 25.9)
Age 70 and over	1.63	4.3 (3.3, 5.4)	146 (134, 159)	1260 (818, 1779)	1510 (988, 2032)	1060 (716, 1417)	3829 (2537, 5182)	774 (502, 1093)	927 (606, 1248)	651 (440, 875)	2351 (1559, 3183)	9.8 (6.4, 13.9)	10 (6.6, 13.5)	10.6 (7.2, 14.3)	10.5 (7.0, 14.2)
Overall	18.6	4.3 (3.3, 5.4)	138 (128, 148)	2307 (1536, 3099)	2621 (1762, 3479)	1713 (1157, 2282)	6641 (4487, 8895)	124 (83, 167)	141 (95, 188)	92 (62, 123)	357 (242, 479)	12.3 (8.2, 16.6)	13 (8.9, 17.6)	11.8 (8.0, 15.8)	13.0 (8.8, 17.5)
Andorra															
Under age 70	0.0455	3.8 (2.9, 4.7)	125 (116, 134)	2 (1, 3)	1 (1, 1)	0 (0, 1)	3 (2, 4)	46 (30, 64)	17 (11, 22)	10 (7, 13)	73 (49, 97)	15.7 (10.2, 21.9)	20 (13.6, 26.7)	10.5 (7.6, 13.5)	15.9 (10.8, 21.4)
Age 70 and over	0.015	3.8 (3.0, 4.7)	142 (127, 158)	10 (5, 15)	5 (3, 7)	3 (2, 4)	17 (11, 25)	642 (348, 979)	304 (177, 448)	207 (138, 282)	1153 (709, 1646)	6.0 (3.2, 9.1)	5 (2.9, 7.3)	4.7 (3.1, 6.4)	5.6 (3.4, 8.0)
Overall	0.0606	3.8 (2.9, 4.7)	134 (122, 146)	12 (7, 17)	5 (3, 8)	4 (2, 5)	21 (13, 29)	194 (114, 285)	88 (53, 126)	59 (40, 79)	341 (217, 475)	6.7 (4.0, 9.9)	6 (3.3, 7.9)	5.1 (3.4, 6.9)	6.2 (4.0, 8.7)
Angola															
Under age 70	5.95	2.5 (1.9, 3.1)	131 (121, 140)	219 (139, 314)	280 (183, 392)	127 (82, 177)	627 (408, 860)	37 (23, 53)	47 (31, 66)	21 (14, 30)	105 (69, 145)	8.7 (5.6, 12.5)	12 (7.5, 16.2)	7.3 (4.7, 10.1)	9.7 (6.3, 13.4)
Age 70 and over	0.473	2.5 (1.9, 3.2)	150 (134, 167)	164 (106, 229)	220 (143, 300)	100 (64, 137)	485 (314, 661)	346 (224, 485)	465 (302, 635)	212 (135, 290)	1023 (663, 1399)	5.0 (3.2, 6.9)	6 (3.6, 7.6)	5.3 (3.4, 7.2)	5.5 (3.5, 7.5)
Overall	6.42	2.5 (1.9, 3.2)	141 (128, 154)	383 (249, 535)	500 (330, 690)	228 (145, 314)	1111 (725, 1526)	60 (39, 83)	78 (51, 107)	35 (23, 49)	173 (113, 238)	6.6 (4.3, 9.2)	8 (5.2, 10.9)	6.2 (4.0, 8.6)	7.3 (4.7, 10.0)
Antigua and Barbuda															
Under age 70	0.0402	2.7 (2.0, 3.4)	128 (119, 138)	1 (1, 1)	1 (0, 1)	1 (1, 1)	2 (2, 3)	24 (15, 33)	18 (11, 24)	20 (14, 27)	62 (41, 83)	7.2 (4.7, 10.2)	10 (6.2, 13.1)	6.1 (4.2, 8.2)	7.8 (5.2, 10.4)
Age 70 and over	0.00703	2.7 (2.0, 3.4)	147 (131, 163)	2 (1, 3)	2 (1, 2)	2 (1, 2)	5 (3, 7)	287 (168, 429)	215 (131, 320)	226 (146, 307)	728 (454, 1012)	3.1 (1.8, 4.7)	3 (2.0, 4.8)	3.7 (2.4, 5.0)	3.5 (2.2, 4.8)
Overall	0.0473	2.7 (2.0, 3.4)	138 (125, 150)	3 (2, 4)	2 (1, 3)	2 (2, 3)	8 (5, 10)	63 (40, 91)	47 (30, 66)	51 (34, 68)	161 (104, 221)	3.8 (2.4, 5.5)	4 (2.6, 5.7)	4.3 (2.9, 5.8)	4.2 (2.7, 5.8)
Argentina															
Under age 70	19.4	3.0 (2.9, 3.2)	123 (114, 132)	832 (543, 1158)	650 (432, 881)	426 (294, 563)	1908 (1290, 2551)	43 (28, 60)	34 (22, 46)	22 (15, 29)	99 (67, 132)	9.2 (6.0, 12.8)	12 (7.8, 16.1)	7.3 (5.0, 9.7)	9.7 (6.6, 13.0)
Age 70 and over	4.28	3.0 (2.9, 3.2)	137 (122, 152)	1564 (928, 2354)	899 (578, 1268)	1108 (735, 1501)	3571 (2347, 4977)	366 (217, 550)	210 (135, 297)	259 (172, 351)	835 (549, 1164)	3.9 (2.3, 5.9)	4 (2.6, 5.6)	3.7 (2.4, 4.9)	4.0 (2.7, 5.6)
Overall	23.6	3.0 (2.9, 3.2)	130 (118, 142)	2396 (1530, 3413)	1549 (1026, 2093)	1534 (1028, 2049)	5479 (3655, 7497)	101 (65, 144)	66 (43, 89)	65 (44, 87)	232 (155, 317)	4.9 (3.1, 7.0)	6 (3.7, 7.5)	4.2 (2.8, 5.7)	5.1 (3.4, 6.9)
Armenia															

Under age 70	1.55	5.0 (3.8, 6.2)	133 (126, 140)	427 (285, 576)	189 (131, 250)	76 (53, 97)	693 (471, 908)	275 (183, 371)	122 (85, 161)	49 (34, 63)	446 (303, 586)	24.4 (16.2, 32.9)	31 (21.7, 41.3)	21.3 (14.9, 27.3)	26.0 (17.7, 34.1)
Age 70 and over	0.344	5.0 (3.8, 6.2)	151 (138, 164)	958 (586, 1389)	442 (287, 616)	133 (90, 176)	1534 (964, 2131)	2786 (1705, 4039)	1286 (836, 1796)	388 (261, 511)	4460 (2802, 6195)	11.6 (7.1, 16.8)	12 (7.8, 16.8)	16.5 (11.1, 21.7)	12.1 (7.6, 16.9)
Overall	1.9	5.0 (3.8, 6.2)	142 (132, 152)	1385 (886, 1936)	632 (419, 851)	209 (145, 273)	2226 (1468, 2998)	730 (467, 1021)	333 (221, 450)	110 (76, 144)	1174 (774, 1586)	13.8 (8.8, 19.3)	15 (9.8, 19.9)	18.0 (12.4, 23.5)	14.6 (9.6, 19.7)
Australia															
Under age 70	11.5	3.4 (3.2, 3.7)	120 (114, 127)	390 (257, 543)	116 (78, 156)	83 (59, 108)	590 (397, 799)	34 (22, 47)	10 (7, 14)	7 (5, 9)	51 (34, 69)	12.0 (7.9, 16.6)	15 (9.9, 20.1)	7.1 (5.0, 9.2)	11.7 (7.9, 15.8)
Age 70 and over	3.01	3.5 (3.3, 3.7)	140 (131, 150)	1310 (704, 2065)	508 (312, 758)	347 (236, 464)	2165 (1348, 3118)	435 (234, 687)	169 (104, 252)	115 (78, 155)	719 (447, 1041)	4.7 (2.5, 7.4)	4 (2.3, 5.7)	3.5 (2.4, 4.7)	4.3 (2.7, 6.3)
Overall	14.5	3.5 (3.2, 3.7)	130 (122, 138)	1700 (1004, 2530)	624 (398, 897)	430 (293, 574)	2754 (1788, 3830)	117 (69, 174)	43 (27, 63)	30 (20, 39)	189 (123, 265)	5.4 (3.2, 8.1)	4 (2.8, 6.4)	3.9 (2.7, 5.2)	5.0 (3.3, 7.0)
Austria															
Under age 70	4.64	4.0 (3.5, 4.5)	127 (118, 135)	246 (162, 341)	91 (61, 122)	68 (48, 87)	405 (276, 542)	53 (35, 74)	20 (13, 26)	15 (10, 19)	87 (60, 117)	16.4 (10.7, 22.8)	21 (14.0, 28.1)	12.8 (9.0, 16.3)	16.9 (11.5, 22.6)
Age 70 and over	1.49	4.0 (3.5, 4.5)	142 (128, 157)	1042 (565, 1643)	383 (236, 549)	509 (335, 693)	1935 (1226, 2823)	700 (380, 1104)	258 (159, 369)	342 (225, 466)	1300 (824, 1896)	6.1 (3.3, 9.7)	6 (3.4, 7.9)	6.1 (4.0, 8.3)	6.2 (3.9, 9.1)
Overall	6.12	4.0 (3.5, 4.5)	134 (123, 146)	1288 (758, 1944)	474 (301, 663)	578 (386, 779)	2340 (1527, 3291)	210 (124, 317)	77 (49, 108)	94 (63, 127)	382 (249, 537)	7.0 (4.1, 10.5)	6 (4.1, 9.0)	6.5 (4.3, 8.7)	7.0 (4.6, 9.8)
Azerbaijan															
Under age 70	4.74	5.1 (3.9, 6.3)	129 (123, 136)	1211 (811, 1655)	593 (410, 782)	294 (199, 382)	2098 (1434, 2773)	256 (171, 349)	125 (86, 165)	62 (42, 81)	443 (303, 587)	23.8 (15.9, 32.5)	31 (21.4, 40.9)	19.2 (13.0, 25.0)	25.2 (17.2, 33.4)
Age 70 and over	0.602	5.1 (3.9, 6.4)	146 (134, 158)	1722 (1091, 2422)	869 (569, 1191)	337 (228, 444)	2928 (1905, 3994)	2859 (1812, 4021)	1443 (945, 1979)	559 (379, 739)	4861 (3163, 6630)	12.7 (8.0, 17.8)	14 (8.9, 18.7)	14.3 (9.7, 18.9)	13.3 (8.7, 18.1)
Overall	5.34	5.1 (3.9, 6.4)	138 (129, 147)	2933 (1963, 4044)	1462 (988, 1952)	631 (430, 826)	5026 (3412, 6671)	549 (368, 757)	274 (185, 366)	118 (81, 155)	941 (639, 1252)	15.7 (10.5, 21.6)	18 (11.9, 23.6)	16.2 (11.1, 21.3)	16.6 (11.3, 22.0)
Bahamas															
Under age 70	0.182	3.0 (2.2, 3.8)	127 (118, 137)	5 (3, 7)	3 (2, 4)	6 (4, 7)	13 (9, 18)	26 (17, 37)	17 (11, 23)	30 (20, 40)	73 (49, 98)	9.5 (6.0, 13.5)	13 (8.4, 17.4)	9.4 (6.3, 12.6)	10.7 (7.2, 14.4)
Age 70 and over	0.0234	3.0 (2.3, 3.8)	146 (130, 161)	5 (3, 7)	4 (2, 5)	7 (4, 9)	16 (10, 21)	218 (134, 313)	161 (102, 230)	284 (187, 383)	663 (432, 911)	4.6 (2.8, 6.6)	5 (2.9, 6.6)	6.5 (4.3, 8.8)	5.5 (3.6, 7.6)
Overall	0.205	3.0 (2.3, 3.8)	137 (124, 149)	10 (6, 14)	7 (4, 9)	12 (8, 16)	29 (19, 39)	48 (31, 67)	33 (22, 46)	59 (39, 79)	140 (93, 191)	6.1 (4.0, 8.6)	6 (4.2, 8.9)	7.6 (5.0, 10.1)	7.1 (4.7, 9.7)
Bahrain															
Under age 70	0.795	5.3 (4.6, 6.0)	129 (121, 137)	44 (28, 60)	21 (14, 28)	18 (12, 23)	83 (56, 109)	55 (36, 76)	27 (18, 35)	22 (15, 30)	104 (70, 138)	24.8 (16.1, 34.1)	32 (21.9, 42.7)	19.2 (12.7, 25.3)	25.8 (17.2, 33.9)
Age 70 and over	0.026	5.4 (4.7, 6.1)	147 (133, 161)	22 (15, 30)	12 (8, 17)	9 (6, 12)	44 (29, 59)	856 (561, 1172)	468 (306, 634)	360 (242, 474)	1684 (1119, 2262)	14.0 (9.2, 19.2)	15 (9.6, 19.8)	12.5 (8.4, 16.4)	14.3 (9.5, 19.2)
Overall	0.821	5.4 (4.6, 6.1)	138 (127, 149)	66 (44, 89)	33 (23, 44)	27 (18, 36)	127 (86, 167)	81 (53, 109)	41 (27, 54)	33 (22, 44)	154 (105, 204)	19.7 (13.1, 26.5)	22 (15.1, 29.7)	16.2 (11.0, 21.3)	20.2 (13.7, 26.7)
Bangladesh															
Under age 70	65.2	3.6 (2.7, 4.4)	124 (115, 134)	2185 (1408, 3102)	1287 (852, 1740)	1932 (1234, 2602)	5404 (3529, 7303)	34 (22, 48)	20 (13, 27)	30 (19, 40)	83 (54, 112)	12.3 (7.9, 17.5)	16 (10.8, 22.0)	10.0 (6.4, 13.5)	12.8 (8.3, 17.3)
Age 70 and over	6.82	3.6 (2.7, 4.5)	141 (125, 157)	2106 (1314, 2947)	2415 (1564, 3303)	2356 (1571, 3187)	6877 (4504, 9284)	309 (193, 434)	354 (229, 485)	345 (230, 469)	1008 (661, 1363)	7.0 (4.4, 9.8)	7 (4.4, 9.3)	7.0 (4.7, 9.5)	7.3 (4.8, 9.8)
Overall	72	3.6 (2.7, 4.5)	133 (120, 146)	4291 (2773, 5933)	3702 (2441, 5079)	4288 (2838, 5798)	12280 (8067, 16559)	60 (39, 83)	51 (34, 71)	60 (39, 81)	171 (112, 230)	9.0 (5.8, 12.4)	9 (5.6, 11.7)	8.1 (5.4, 11.0)	9.0 (5.9, 12.1)
Barbados															
Under age 70	0.155	3.4 (3.0, 3.9)	128 (119, 136)	6 (4, 9)	5 (3, 6)	5 (3, 7)	16 (11, 21)	40 (27, 56)	31 (21, 42)	32 (21, 42)	102 (70, 136)	12.5 (8.3, 17.3)	17 (11.3, 22.9)	9.7 (6.5, 12.9)	13.0 (8.9, 17.4)
Age 70 and over	0.0312	3.5 (3.0, 3.9)	149 (137, 161)	13 (7, 19)	11 (7, 16)	10 (7, 13)	34 (21, 47)	409 (233, 626)	359 (223, 514)	314 (210, 430)	1082 (688, 1504)	5.5 (3.1, 8.4)	5 (3.1, 7.2)	6.1 (4.0, 8.3)	5.7 (3.6, 7.9)
Overall	0.186	3.5 (3.0, 3.9)	138 (128, 148)	19 (12, 27)	16 (10, 22)	15 (10, 20)	50 (33, 67)	102 (63, 146)	86 (55, 116)	79 (53, 106)	267 (176, 363)	6.7 (4.1, 9.6)	6 (4.1, 8.6)	6.9 (4.7, 9.3)	6.9 (4.6, 9.5)
Belarus															
Under age 70	5.48	4.4 (3.3, 5.4)	132 (123, 141)	2344 (1547, 3185)	1109 (765, 1455)	354 (247, 463)	3807 (2567, 5077)	428 (282, 581)	203 (140, 266)	65 (45, 85)	695 (469, 927)	20.4 (13.5, 27.7)	26 (18.2, 34.7)	14.4 (10.1, 18.9)	21.4 (14.4, 28.5)
Age 70 and over	1.31	4.4 (3.4, 5.5)	152 (137, 167)	4780 (2855, 7010)	1725 (1116, 2390)	290 (199, 385)	6795 (4232, 9573)	3637 (2173, 5343)	1313 (849, 1820)	221 (152, 293)	5171 (3222, 7329)	9.5 (5.7, 13.9)	10 (6.4, 13.6)	11.8 (8.1, 15.7)	9.7 (6.0, 13.8)
Overall	6.79	4.4 (3.3, 5.5)	142 (130, 154)	7124 (4655, 9885)	2834 (1913, 3788)	644 (444, 844)	10602 (7112, 14461)	1049 (686, 1456)	417 (282, 560)	95 (65, 124)	1561 (1047, 2135)	11.5 (7.5, 16.0)	13 (8.8, 17.5)	13.1 (9.1, 17.2)	12.1 (8.1, 16.5)
Belgium															
Under age 70	5.82	3.5 (3.1, 3.8)	124 (116, 131)	278 (180, 392)	117 (78, 156)	74 (53, 96)	469 (315, 635)	48 (31, 67)	20 (13, 27)	13 (9, 17)	80 (54, 109)	12.5 (8.1, 17.6)	16 (10.5, 21.1)	8.3 (5.9, 10.8)	12.6 (8.4, 17.1)
Age 70 and over	1.87	3.5 (3.2, 3.8)	139 (127, 151)	815 (450, 1251)	405 (246, 577)	369 (242, 508)	1590 (993, 2228)	435 (240, 668)	216 (131, 308)	197 (129, 271)	848 (530, 1189)	4.8 (2.6, 7.4)	4 (2.5, 5.9)	3.6 (2.3, 4.9)	4.5 (2.8, 6.2)
Overall	7.7	3.5 (3.1, 3.8)	131 (122, 141)	1093 (654, 1611)	522 (331, 730)	444 (294, 596)	2058 (1324, 2843)	142 (85, 209)	68 (43, 95)	58 (38, 77)	267 (172, 369)	5.7 (3.4, 8.4)	5 (3.1, 6.9)	4.0 (2.6, 5.3)	5.2 (3.4, 7.2)
Belize															
Under age 70	0.124	2.6 (2.2, 3.1)	124 (116, 131)	3 (2, 4)	2 (1, 2)	1 (1, 2)	6 (4, 8)	21 (13, 29)	14 (9, 19)	12 (8, 15)	46 (30, 62)	6.1 (3.8, 8.4)	8 (5.2, 10.9)	4.9 (3.2, 6.5)	6.4 (4.2, 8.6)
Age 70 and over	0.0123	2.7 (2.2, 3.1)	142 (131, 153)	4 (3, 6)	3 (2, 4)	2 (1, 3)	9 (6, 13)	346 (210, 512)	219 (140, 309)	169 (112, 230)	734 (479, 1039)	2.9 (1.7, 4.2)	3 (1.9, 4.1)	3.4 (2.3, 4.7)	3.1 (2.0, 4.4)
Overall	0.136	2.6 (2.2, 3.1)	133 (124, 142)	7 (4, 10)	4 (3, 6)	4 (2, 5)	15 (10, 20)	50 (33, 72)	33 (21, 45)	26 (17, 35)	109 (72, 148)	3.6 (2.3, 5.1)	4 (2.6, 5.3)	3.9 (2.6, 5.3)	3.9 (2.6, 5.3)
Benin															
Under age 70	2.97	2.9 (2.3, 3.4)	131 (125, 136)	112 (72, 156)	194 (125, 271)	58 (38, 80)	365 (236, 500)	38 (24, 53)	65 (42, 91)	20 (13, 27)	123 (79, 170)	12.2 (7.8, 17.1)	17 (10.8, 23.3)	9.9 (6.4, 13.5)	14.1 (9.1, 19.4)
Age 70 and over	0.269	2.9 (2.4, 3.4)	150 (140, 160)	102 (64, 143)	158 (103, 218)	55 (36, 76)	315 (203, 433)	380 (239, 536)	586 (384, 813)	206 (134, 284)	1172 (755, 1615)	6.9 (4.4, 9.7)	8 (5.2, 11.0)	7.1 (4.6, 9.8)	7.6 (4.9, 10.5)
Overall	3.24	2.9 (2.4, 3.4)	140 (133, 148)	214 (136, 296)	352 (230, 479)	114 (74, 157)	680 (445, 937)	66 (42, 91)	109 (71, 148)	35 (23, 49)	210 (138, 290)	8.9 (5.7, 12.4)	11 (7.3, 15.2)	8.3 (5.4, 11.4)	10.1 (6.6, 14.0)
Bhutan															
Under age 70	0.321	3.6 (2.8, 4.5)	125 (118, 133)	15 (10, 21)	9 (6, 12)	8 (5, 11)	32 (21, 42)	46 (30, 64)	27 (18, 36)	25 (17, 33)	98 (65, 132)	12.9 (8.4, 17.9)	17 (11.1, 22.8)	11.0 (7.3, 14.5)	13.8 (9.1, 18.5)
Age 70 and over	0.0347	3.7 (2.8, 4.5)	142 (129, 154)	16 (10, 23)	14 (9, 18)	11 (7, 15)	41 (26, 55)	467 (298, 653)	392 (255, 532)	314 (209, 423)	1173 (760, 1574)	7.2 (4.6, 10.1)	7 (4.8, 10.0)	8.2 (5.4, 11.0)	7.8 (5.0, 10.4)
Overall	0.356	3.7 (2.8, 4.5)	133 (123, 144)	31 (20, 42)	22 (15, 30)	19 (13, 25)	72 (48, 96)	87 (56, 119)	63 (41, 84)	53 (36, 71)	203 (134, 269)	9.2 (5.9, 12.6)	9 (6.2, 12.7)	9.2 (6.2, 12.2)	9.6 (6.4, 12.8)
Bolivia															
Under age 70	3.89	3.6 (2.8, 4.5)	124 (114, 134)	168 (108, 232)	192 (122, 260)	80 (53, 106)	439 (289, 590)	43 (28, 60)	49 (31, 67)	20 (14, 27)	113 (74, 152)	12.2 (7.9, 16.9)	16 (10.4, 22.2)	10.8 (7.2, 14.4)	13.8 (9.1, 18.6)
Age 70 and over	0.465	3.6 (2.8, 4.5)	141 (124, 158)	217 (139, 302)	193 (128, 265)	113 (75, 151)	524 (347, 711)	467 (298, 652)	416 (275, 573)	243 (161, 324)	1127 (748, 1534)	6.6 (4.2, 9.2)	8 (5.0, 10.4)	7.2 (4.7, 9.5)	7.3 (4.8, 9.9)
Overall	4.35	3.6 (2.8, 4.5)	133 (119, 146)	385 (252, 524)	385 (253, 521)	193 (129, 255)	963 (639, 1292)	88 (58, 121)	88 (58, 120)	44 (30, 59)	221 (147, 297)	8.3 (5.4, 11.3)	10 (6.8, 14.0)	8.3 (5.6, 11.0)	9.3 (6.2, 12.4)
Bosnia and Herzegovina															
Under age 70	2.15	3.5 (2.6, 4.4)	132 (125, 140)	203 (138, 279)	152 (105, 204)	50 (35, 66)	406 (284, 539)	95 (64, 130)	71 (49, 95)	23 (16, 31)	189 (132, 252)	13.5 (9.2, 18.5)	18 (12.3, 23.8)	10.0 (7.0, 13.1)	14.5 (10.2, 19.4)
Age 70 and over	0.528	3.5 (2.6, 4.4)	154 (140, 167)	488 (299, 697)	528 (340, 744)	115 (75, 156)	1131 (729, 1563)	925 (568, 1324)	1001 (645, 1410)	218 (143, 296)	2143 (1382, 2962)	6.8 (4.2, 9.7)	7 (4.3, 9.4)	5.7 (3.7, 7.7)	6.7 (4.3, 9.3)
Overall	2.68	3.5 (2.6, 4.4)	143 (132, 153)	691 (441, 962)	680 (455, 937)	165 (113, 221)	1537 (1020, 2093)	258 (165, 362)	254 (170, 350)	62 (42, 83)	574 (381, 783)	7.9 (5.1, 11.1)	8 (5.2, 10.7)	6.6 (4.5, 8.8)	7.8 (5.2, 10.7)
Botswana															
Under age 70	0.83	2.5 (1.9, 3.1)	132 (127, 138)	13 (8, 19)	26 (16, 37)	23 (15, 33)	63 (40, 87)	16 (10, 23)	31 (19, 44)	28 (17, 39)	76 (48, 106)	9.1 (5.6, 13.0)	12 (7.3, 17.1)	8.5 (5.3, 11.8)	10.4 (6.6, 14.6)
Age 70 and over	0.0801	2.6 (2.0, 3.2)	150 (139, 161)	11 (7, 16)	19 (12, 25)	20 (13, 27)	50 (32, 67)	140 (87, 195)	232 (148, 315)	249 (160, 345)	621 (397, 841)	4.9 (3.0, 6.8)	5 (3.4, 7.1)	5.6 (3.6, 7.7)	5.6 (3.6, 7.6)
Overall	0.91	2.5 (1.9, 3.2)	141 (133, 150)	25 (15, 34)	44 (28, 62)	43 (28, 60)	112 (71, 155)	27 (17, 38)	49 (31, 68)	48 (31, 66)	123 (78, 171)	6.5 (4.1, 9.1)	8 (4.9, 10.9)	6.8 (4.4, 9.5)	7.5 (4.8, 10.4)
Brazil															
Under age 70	98.1	4.1 (3.9, 4.4)	128 (123, 133)	8457 (5629, 11497)	7970 (5398, 10644)	4623 (3183, 5980)	21051 (14478, 27769)	86 (57, 118)	81 (55, 108)	47 (32, 61)	214 (148, 284)	17.4 (11.6, 23.8)	23 (15.4, 30.5)	14.9 (10.2, 19.3)	19.1 (13.2, 25.3)
Age 70 and over	13.7	4.2 (4.0, 4.4)	146 (139, 154)	9820 (6090, 14093)	9128 (6018, 12558)	7103 (4835, 9466)	26050 (17207, 35415)	719 (446, 1033)	669 (441, 925)	520 (354, 697)	1908 (1260, 2597)	8.7 (5.4, 12.5)	9 (5.7, 12.0)	9.0 (6.1, 12.0)	9.1 (6.0, 12.4)
Overall	112	4.2 (3.9, 4.4)	137 (131, 144)	18277 (12139, 25017)	17098 (11521, 22976)	11726 (8085, 15359)	47101 (31881, 63298)	163 (109, 224)	153 (103, 206)	105 (72, 138)	421 (285, 570)	11.3 (7.5, 15.5)	12 (8.2, 16.4)	10.6 (7.3, 14.0)	11.9 (8.1, 16.1)
Brunei Darussalam															
Under age 70	0.214	4.4 (3.3, 5.5)	123 (114, 132)	15 (10, 20)	10 (7, 13)	3 (2, 4)	28 (19, 37)	69 (45, 96)	46 (31, 62)	15 (10, 19)	130 (88, 175)	17.4 (11.4, 24.1)	23 (15.3, 30.7)	13.1 (9.0, 16.9)	18.6 (12.6, 25.1)
Age 70 and over	0.0142	4.5 (3.4, 5.6)	139 (123, 155)	12 (7, 17)	8 (5, 12)	4 (3, 5)	24 (15, 33)	810 (496, 1163)	594 (383, 824)	261 (178, 347)	1665 (1083, 2293)	8.7 (5.3, 12.5)	8 (5.5, 11.8)	8.6 (5.8, 11.4)	8.8 (5.7, 12.1)
Overall	0.228	4.5 (3.4, 5.5)	131 (119, 144)	26 (17, 36)	18 (12, 24)	7 (5, 9)	51 (34, 69)	115 (75, 160)	80 (54, 107)	30 (21, 40)	226 (151, 305)	12.1 (7.8, 16.8)	13 (8.6, 17.2)	10.2 (7.0, 13.4)	12.3 (8.2, 16.6)

							Bulgaria								
Under age 70	4.28	3.6 (3.3, 4.0)	130 (122, 138)	775 (492, 1058)	641 (442, 861)	421 (297, 543)	1837 (1247, 2408)	181 (115, 248)	150 (103, 201)	98 (69, 128)	429 (291, 564)	14.9 (9.5, 20.4)	20 (13.5, 26.3)	14.1 (10.0, 18.3)	16.7 (11.3, 21.9)
Age 70 and over	1.33	3.7 (3.3, 4.0)	150 (137, 163)	1805 (1089, 2688)	1627 (1030, 2234)	996 (666, 1334)	4428 (2879, 6139)	1357 (819, 2030)	1224 (774, 1680)	749 (501, 1004)	3331 (2166, 4625)	6.6 (4.0, 9.9)	7 (4.2, 9.2)	7.8 (5.2, 10.4)	7.1 (4.6, 9.8)
Overall	5.61	3.7 (3.3, 4.0)	140 (130, 151)	2579 (1651, 3644)	2269 (1496, 3050)	1418 (971, 1872)	6266 (4156, 8479)	460 (294, 651)	405 (267, 545)	253 (173, 334)	1117 (741, 1512)	7.9 (5.1, 11.2)	8 (5.4, 11.1)	9.0 (6.1, 11.8)	8.5 (5.6, 11.5)
							Burkina Faso								
Under age 70	5.31	2.9 (2.2, 3.6)	130 (121, 139)	187 (116, 265)	355 (233, 487)	94 (61, 129)	636 (412, 863)	35 (22, 50)	67 (44, 92)	18 (12, 25)	120 (77, 163)	12.6 (7.8, 17.9)	17 (11.3, 23.7)	9.8 (6.4, 13.6)	14.6 (9.4, 19.9)
Age 70 and over	0.365	2.9 (2.2, 3.6)	150 (134, 165)	151 (99, 210)	260 (171, 350)	75 (48, 102)	486 (316, 667)	414 (270, 577)	713 (467, 968)	204 (132, 278)	1332 (866, 1828)	7.7 (5.0, 10.7)	9 (6.0, 12.4)	7.5 (4.8, 10.2)	8.6 (5.6, 11.8)
Overall	5.68	2.9 (2.2, 3.6)	140 (127, 152)	339 (217, 467)	615 (402, 831)	168 (110, 231)	1122 (738, 1528)	60 (38, 82)	108 (71, 147)	30 (19, 41)	198 (130, 269)	9.8 (6.3, 13.5)	13 (8.2, 17.0)	8.6 (5.6, 11.9)	11.2 (7.4, 15.2)
							Burundi								
Under age 70	3.07	1.7 (1.3, 2.2)	134 (124, 144)	19 (12, 29)	44 (27, 62)	13 (8, 18)	76 (48, 107)	6 (4, 9)	14 (9, 20)	4 (3, 6)	25 (16, 35)	1.6 (0.9, 2.3)	2 (1.3, 3.0)	1.1 (0.7, 1.6)	1.8 (1.1, 2.5)
Age 70 and over	0.24	1.8 (1.3, 2.2)	155 (138, 171)	12 (7, 17)	31 (20, 44)	10 (7, 14)	53 (34, 74)	49 (31, 70)	130 (82, 182)	43 (27, 59)	222 (142, 308)	0.8 (0.5, 1.2)	1 (0.6, 1.4)	0.8 (0.5, 1.1)	0.9 (0.6, 1.3)
Overall	3.31	1.7 (1.3, 2.2)	144 (131, 158)	31 (20, 44)	75 (48, 104)	23 (15, 33)	130 (83, 180)	9 (6, 13)	23 (15, 31)	7 (4, 10)	39 (25, 54)	1.2 (0.7, 1.7)	1 (0.9, 2.0)	0.9 (0.6, 1.3)	1.3 (0.8, 1.8)
							Cambodia								
Under age 70	5.94	4.4 (3.4, 5.5)	120 (115, 125)	814 (542, 1116)	838 (552, 1126)	372 (253, 489)	2024 (1359, 2673)	137 (91, 188)	141 (93, 190)	63 (43, 82)	341 (229, 451)	17.2 (11.4, 23.6)	23 (15.0, 30.6)	14.1 (9.6, 18.5)	19.0 (12.7, 25.1)
Age 70 and over	0.538	4.5 (3.4, 5.5)	131 (121, 141)	583 (381, 805)	614 (394, 839)	293 (190, 394)	1490 (975, 1995)	1083 (708, 1496)	1141 (732, 1558)	545 (354, 733)	2768 (1813, 3713)	9.5 (6.2, 13.2)	11 (7.0, 15.0)	10.7 (6.9, 14.4)	10.6 (6.9, 14.2)
Overall	6.48	4.5 (3.4, 5.5)	126 (118, 133)	1396 (921, 1906)	1452 (968, 1939)	665 (443, 879)	3514 (2320, 4675)	216 (142, 295)	224 (150, 301)	103 (68, 136)	543 (358, 725)	12.9 (8.5, 17.6)	16 (10.4, 21.0)	12.4 (8.2, 16.3)	14.2 (9.4, 19.0)
							Cameroon								
Under age 70	6.9	2.1 (1.7, 2.5)	129 (122, 135)	100 (62, 145)	155 (97, 219)	50 (32, 70)	305 (191, 425)	14 (9, 21)	22 (14, 32)	7 (5, 10)	44 (28, 63)	4.2 (2.6, 6.2)	6 (3.6, 8.1)	3.3 (2.1, 4.6)	4.8 (3.0, 6.8)
Age 70 and over	0.688	2.1 (1.7, 2.5)	146 (135, 156)	91 (57, 128)	132 (84, 183)	50 (31, 69)	273 (174, 377)	132 (83, 186)	192 (123, 266)	72 (46, 100)	397 (252, 549)	2.3 (1.5, 3.3)	3 (1.7, 3.7)	2.3 (1.5, 3.2)	2.6 (1.6, 3.5)
Overall	7.59	2.1 (1.7, 2.5)	137 (129, 146)	191 (121, 267)	287 (182, 399)	100 (63, 138)	578 (361, 798)	25 (16, 36)	38 (24, 53)	13 (8, 18)	76 (48, 105)	3.1 (1.9, 4.3)	4 (2.4, 5.2)	2.7 (1.7, 3.8)	3.4 (2.1, 4.7)
							Canada								
Under age 70	18.7	3.7 (3.5, 3.9)	120 (113, 126)	988 (648, 1369)	238 (160, 319)	178 (125, 229)	1403 (948, 1921)	53 (35, 73)	13 (9, 17)	10 (7, 12)	75 (51, 103)	13.9 (9.1, 19.2)	17 (11.6, 23.3)	8.6 (6.0, 11.1)	13.7 (9.2, 18.7)
Age 70 and over	4.81	3.7 (3.5, 4.0)	133 (122, 143)	2569 (1469, 3993)	768 (480, 1114)	538 (364, 718)	3874 (2470, 5674)	534 (305, 830)	160 (100, 232)	112 (76, 149)	805 (513, 1179)	5.2 (3.0, 8.1)	4 (2.7, 6.3)	3.9 (2.6, 5.2)	4.9 (3.1, 7.2)
Overall	23.5	3.7 (3.5, 3.9)	126 (118, 135)	3556 (2231, 5258)	1006 (653, 1421)	715 (490, 945)	5277 (3438, 7428)	151 (95, 224)	43 (28, 61)	30 (21, 40)	225 (146, 317)	6.3 (4.0, 9.3)	5 (3.4, 7.4)	4.5 (3.1, 6.0)	5.9 (3.9, 8.4)
							Cape Verde								
Under age 70	0.195	3.3 (2.5, 4.1)	135 (129, 141)	8 (5, 11)	15 (10, 20)	4 (3, 6)	27 (18, 37)	40 (24, 57)	76 (49, 104)	23 (15, 31)	138 (91, 189)	17.7 (10.8, 25.5)	24 (15.2, 32.4)	13.2 (8.6, 17.8)	19.9 (13.0, 27.1)
Age 70 and over	0.0293	3.3 (2.5, 4.1)	152 (141, 163)	12 (8, 17)	27 (17, 38)	9 (6, 12)	49 (31, 66)	411 (262, 588)	938 (590, 1295)	313 (204, 423)	1662 (1056, 2247)	9.1 (5.8, 12.9)	9 (5.9, 12.9)	8.3 (5.4, 11.2)	9.3 (5.9, 12.6)
Overall	0.224	3.3 (2.5, 4.1)	144 (135, 152)	20 (13, 28)	42 (27, 57)	14 (9, 18)	76 (49, 102)	88 (56, 125)	188 (121, 255)	61 (39, 82)	337 (219, 457)	11.2 (7.1, 15.8)	12 (7.6, 16.0)	9.4 (6.1, 12.8)	11.5 (7.5, 15.6)
							Central African Republic								
Under age 70	1.54	2.8 (2.1, 3.5)	131 (121, 141)	106 (66, 147)	138 (88, 192)	62 (40, 84)	306 (198, 416)	69 (43, 95)	90 (57, 124)	40 (26, 55)	199 (128, 270)	12.4 (7.7, 17.1)	16 (10.4, 22.7)	9.3 (6.0, 12.6)	13.5 (8.7, 18.3)
Age 70 and over	0.175	2.8 (2.1, 3.5)	151 (134, 167)	108 (67, 153)	150 (97, 203)	67 (43, 90)	325 (207, 445)	620 (382, 875)	857 (553, 1168)	380 (246, 517)	1857 (1185, 2547)	6.9 (4.3, 9.7)	8 (5.1, 10.7)	7.2 (4.6, 9.7)	7.6 (4.8, 10.4)
Overall	1.71	2.8 (2.1, 3.5)	141 (128, 154)	214 (136, 290)	288 (187, 394)	128 (83, 175)	631 (409, 860)	125 (79, 170)	168 (109, 231)	75 (48, 102)	368 (239, 502)	8.8 (5.6, 12.0)	10 (6.8, 14.4)	8.0 (5.2, 11.0)	9.6 (6.2, 13.1)
							Chad								
Under age 70	3.59	2.9 (2.2, 3.6)	129 (121, 136)	126 (79, 177)	226 (145, 316)	68 (44, 93)	419 (269, 577)	35 (22, 49)	63 (40, 88)	19 (12, 26)	117 (75, 161)	12.0 (7.6, 17.0)	16 (10.5, 22.8)	8.7 (5.7, 12.0)	13.5 (8.7, 18.7)
Age 70 and over	0.323	2.9 (2.2, 3.6)	148 (135, 162)	108 (69, 149)	178 (114, 245)	59 (38, 80)	345 (221, 472)	334 (214, 460)	551 (352, 758)	182 (117, 248)	1066 (684, 1460)	7.3 (4.7, 10.0)	9 (5.4, 11.7)	6.8 (4.4, 9.3)	8.0 (5.1, 10.9)
Overall	3.91	2.9 (2.2, 3.6)	138 (128, 149)	233 (150, 321)	404 (260, 551)	127 (82, 174)	764 (494, 1044)	60 (38, 82)	103 (67, 141)	32 (21, 44)	195 (126, 267)	9.3 (6.0, 12.8)	12 (7.5, 15.8)	7.7 (5.0, 10.6)	10.3 (6.7, 14.1)
							Chile								
Under age 70	8.49	2.8 (2.1, 3.5)	128 (121, 135)	178 (117, 249)	163 (108, 221)	81 (56, 107)	423 (284, 569)	21 (14, 29)	19 (13, 26)	10 (7, 13)	50 (33, 67)	8.1 (5.3, 11.3)	11 (7.0, 14.3)	6.1 (4.2, 8.0)	8.7 (5.8, 11.7)
Age 70 and over	1.58	2.8 (2.2, 3.5)	151 (139, 162)	342 (200, 510)	294 (188, 413)	226 (148, 307)	862 (545, 1212)	216 (126, 323)	186 (119, 261)	143 (94, 194)	545 (345, 767)	3.8 (2.2, 5.7)	4 (2.4, 5.2)	4.0 (2.6, 5.4)	4.0 (2.5, 5.6)
Overall	10.1	2.8 (2.2, 3.5)	139 (130, 149)	520 (324, 746)	457 (306, 630)	308 (208, 411)	1285 (853, 1755)	52 (32, 74)	45 (30, 63)	31 (21, 41)	128 (85, 174)	4.7 (2.9, 6.7)	5 (3.2, 6.6)	4.4 (3.0, 5.9)	4.8 (3.2, 6.6)
							China								
Under age 70	745	4.8 (4.5, 5.2)	125 (122, 128)	48870 (32687, 66728)	117438 (80078, 153841)	25143 (17693, 32054)	191451 (134301, 248665)	66 (44, 90)	158 (107, 206)	34 (24, 43)	257 (180, 334)	21.6 (14.4, 29.5)	29 (19.8, 38.0)	17.5 (12.3, 22.3)	25.4 (17.8, 33.0)
Age 70 and over	110	4.9 (4.5, 5.2)	144 (138, 149)	78827 (48320, 111544)	160978 (105081, 222527)	45401 (31607, 59385)	285206 (188090, 384390)	718 (440, 1017)	1466 (957, 2028)	413 (288, 542)	2596 (1712, 3525)	11.0 (6.7, 15.5)	12 (8.0, 16.9)	12.2 (8.5, 15.9)	12.1 (8.0, 16.4)
Overall	855	4.9 (4.5, 5.2)	134 (130, 139)	127697 (84935, 174720)	278415 (188218, 368436)	70544 (49820, 91253)	476657 (327109, 629739)	149 (99, 205)	326 (220, 432)	83 (58, 107)	557 (383, 738)	13.5 (9.0, 18.5)	16 (10.9, 21.4)	13.6 (9.6, 17.7)	15.3 (10.5, 20.3)
							Colombia								
Under age 70	21.9	4.1 (3.6, 4.6)	126 (121, 132)	1237 (833, 1640)	796 (557, 1067)	464 (329, 595)	2497 (1746, 3270)	56 (38, 75)	36 (25, 49)	21 (15, 27)	114 (80, 149)	17.2 (11.6, 22.8)	22 (15.4, 29.5)	14.7 (10.4, 18.9)	18.4 (12.9, 24.2)
Age 70 and over	2.6	4.2 (3.7, 4.6)	147 (137, 157)	2318 (1463, 3352)	1206 (783, 1658)	1252 (847, 1691)	4776 (3147, 6551)	891 (562, 1289)	464 (301, 637)	481 (326, 651)	1836 (1210, 2522)	8.6 (5.4, 12.4)	9 (5.7, 12.0)	10.2 (6.9, 13.9)	9.3 (6.1, 12.8)
Overall	24.5	4.1 (3.6, 4.6)	137 (129, 144)	3555 (2379, 4883)	2002 (1350, 2690)	1716 (1171, 2269)	7272 (4902, 9685)	145 (97, 200)	82 (55, 110)	70 (48, 93)	297 (200, 396)	10.4 (6.9, 14.3)	11 (7.7, 15.4)	11.2 (7.6, 14.8)	11.2 (7.5, 14.9)
							Comoros								
Under age 70	0.268	1.7 (1.3, 2.1)	132 (123, 142)	1 (1, 1)	2 (1, 3)	1 (0, 1)	4 (3, 6)	4 (2, 5)	9 (6, 13)	3 (2, 4)	15 (10, 21)	1.2 (0.7, 1.7)	2 (1.0, 2.3)	0.8 (0.5, 1.1)	1.3 (0.8, 1.9)
Age 70 and over	0.02	1.7 (1.3, 2.1)	153 (137, 169)	1 (0, 1)	2 (1, 3)	1 (0, 1)	3 (2, 4)	34 (21, 47)	94 (59, 130)	28 (18, 38)	155 (99, 214)	0.6 (0.4, 0.9)	1 (0.5, 1.1)	0.6 (0.4, 0.8)	0.7 (0.5, 1.0)
Overall	0.288	1.7 (1.3, 2.1)	143 (130, 155)	2 (1, 2)	4 (3, 6)	1 (1, 2)	7 (5, 10)	6 (4, 8)	15 (9, 21)	4 (3, 6)	25 (16, 34)	0.9 (0.6, 1.2)	1 (0.7, 1.5)	0.7 (0.4, 0.9)	1.0 (0.6, 1.3)
							Congo								
Under age 70	1.47	2.3 (1.7, 2.8)	132 (123, 140)	53 (34, 76)	69 (43, 98)	28 (18, 39)	151 (96, 210)	36 (23, 52)	47 (29, 67)	19 (12, 26)	103 (65, 143)	6.2 (3.9, 8.8)	8 (5.1, 11.6)	5.2 (3.3, 7.3)	6.9 (4.4, 9.7)
Age 70 and over	0.148	2.3 (1.7, 2.9)	152 (138, 167)	46 (29, 64)	64 (40, 90)	25 (16, 35)	135 (86, 186)	310 (193, 435)	429 (272, 607)	170 (111, 235)	910 (577, 1257)	3.4 (2.1, 4.8)	4 (2.4, 5.4)	3.6 (2.4, 5.0)	3.7 (2.4, 5.1)
Overall	1.62	2.3 (1.7, 2.9)	142 (131, 153)	99 (63, 139)	133 (83, 184)	53 (34, 74)	286 (183, 394)	61 (39, 86)	82 (51, 114)	33 (21, 46)	176 (113, 243)	4.5 (2.8, 6.3)	5 (3.3, 7.3)	4.3 (2.8, 6.0)	4.9 (3.2, 6.8)
							Costa Rica								
Under age 70	2.31	3.2 (2.4, 3.9)	124 (116, 132)	66 (42, 92)	28 (19, 39)	27 (18, 35)	121 (81, 165)	29 (18, 40)	12 (8, 17)	12 (8, 15)	52 (35, 72)	10.3 (6.6, 14.4)	13 (8.6, 17.8)	7.9 (5.4, 10.4)	10.5 (7.1, 14.4)
Age 70 and over	0.304	3.2 (2.5, 4.0)	142 (129, 155)	115 (66, 176)	47 (28, 70)	62 (42, 84)	224 (138, 317)	378 (216, 578)	155 (93, 230)	204 (137, 275)	738 (455, 1043)	4.6 (2.6, 7.0)	4 (2.5, 6.1)	5.6 (3.8, 7.6)	4.9 (3.0, 6.9)
Overall	2.62	3.2 (2.4, 4.0)	133 (123, 144)	181 (113, 259)	75 (48, 106)	89 (60, 119)	346 (222, 475)	69 (43, 99)	29 (18, 41)	34 (23, 45)	132 (85, 182)	5.8 (3.6, 8.3)	6 (3.5, 7.8)	6.2 (4.1, 8.2)	6.0 (3.9, 8.3)
							Côte d'Ivoire								
Under age 70	6.91	2.8 (2.3, 3.3)	132 (125, 139)	381 (236, 549)	711 (438, 992)	181 (116, 249)	1272 (808, 1749)	55 (34, 80)	103 (63, 144)	26 (17, 36)	184 (117, 253)	12.2 (7.6, 17.7)	17 (10.3, 23.3)	9.6 (6.2, 13.3)	14.2 (9.0, 19.5)
Age 70 and over	0.747	2.8 (2.4, 3.3)	152 (139, 164)	317 (204, 441)	544 (352, 741)	154 (100, 209)	1016 (661, 1375)	425 (273, 590)	728 (471, 996)	206 (134, 280)	1359 (884, 1841)	7.2 (4.7, 10.1)	8 (5.5, 11.5)	6.9 (4.5, 9.3)	8.0 (5.2, 10.8)
Overall	7.65	2.8 (2.4, 3.3)	142 (132, 152)	698 (451, 976)	1255 (794, 1711)	335 (220, 456)	2288 (1462, 3136)	91 (59, 128)	164 (104, 224)	44 (29, 60)	299 (191, 410)	9.3 (6.0, 13.1)	12 (7.4, 16.0)	8.1 (5.3, 11.1)	10.5 (6.7, 14.4)
							Croatia								
Under age 70	2.45	3.7 (2.9, 4.6)	132 (124, 140)	244 (160, 340)	173 (119, 229)	74 (52, 95)	491 (335, 657)	100 (65, 139)	71 (49, 94)	30 (21, 39)	200 (137, 268)	15.9 (10.4, 22.2)	21 (14.2, 27.4)	12.5 (8.8, 16.1)	17.0 (11.6, 22.8)
Age 70 and over	0.758	3.8 (2.9, 4.6)	151 (139, 163)	827 (487, 1251)	591 (379, 837)	329 (220, 446)	1747 (1109, 2465)	1092 (643, 1650)	780 (500, 1111)	434 (290, 589)	2305 (1463, 3272)	6.9 (4.0, 10.4)	7 (4.5, 9.9)	7.9 (5.3, 10.7)	7.2 (4.6, 10.3)
Overall	3.21	3.7 (2.9, 4.6)	142 (132, 151)	1071 (671, 1554)	764 (500, 1057)	403 (272, 539)	2238 (1461, 3103)	334 (209, 485)	238 (156, 333)	125 (85, 168)	697 (455, 969)	7.9 (4.9, 11.4)	8 (5.4, 11.5)	8.4 (5.7, 11.3)	8.3 (5.4, 11.5)
							Cuba								
Under age 70	6.31	2.6 (2.0, 3.3)	127 (117, 137)	228 (146, 314)	144 (96, 194)	68 (46, 90)	440 (297, 591)	36 (23, 50)	23 (15, 31)	11 (7, 14)	70 (47, 94)	6.6 (4.2, 9.1)	9 (5.8, 11.7)	5.4 (3.7, 7.1)	7.1 (4.8, 9.5)
Age 70 and over	1.39	2.7 (2.0, 3.3)	145 (129, 161)	517 (298, 775)	269 (168, 383)	127 (84, 170)	913 (580, 1309)	371 (213, 558)	193 (121, 275)	91 (60, 122)	655 (416, 940)	2.8 (1.6, 4.3)	3 (1.7, 4.0)	3.0 (2.0, 4.0)	2.9 (1.8, 4.2)
Overall	7.7	2.7 (2.0, 3.3)	136 (123, 149)	745 (464, 1059)	413 (273, 576)	195 (132, 258)	1353 (887, 1868)	97 (60, 138)	54 (36, 75)	25 (17, 34)	176 (115, 243)	3.4 (2.1, 4.9)	4 (2.4, 5.1)	3.5 (2.4, 4.7)	3.6 (2.4, 5.0)
							Cyprus								
Under age 70	0.413	4.1 (3.1, 5.1)	126 (117, 134)	32 (21, 44)	9 (6, 12)	7 (5, 8)	47 (32, 63)	77 (51, 106)	21 (15, 29)	16 (11, 21)	115 (78, 153)	17.3 (11.4, 23.7)	22 (15.5, 30.1)	10.9 (7.8, 14.0)	17.2 (11.7, 22.8)

Age 70 and over	0.0854	4.1 (3.1, 5.1)	143 (128, 157)	67 (40, 103)	31 (19, 45)	29 (20, 39)	128 (83, 180)	789 (465, 1205)	368 (224, 530)	345 (231, 458)	1502 (969, 2113)	7.4 (4.4, 11.3)	6 (3.9, 9.2)	6.1 (4.1, 8.1)	7.1 (4.5, 9.9)
Overall	0.498	4.1 (3.1, 5.1)	134 (123, 146)	99 (63, 143)	40 (25, 56)	36 (25, 47)	176 (116, 239)	200 (127, 287)	81 (51, 113)	72 (49, 95)	353 (234, 482)	9.1 (5.8, 13.1)	8 (4.8, 10.5)	6.6 (4.5, 8.7)	8.4 (5.6, 11.5)
Czech Republic															
Under age 70	6.09	4.0 (3.0, 5.0)	128 (123, 133)	730 (489, 1021)	359 (247, 475)	192 (135, 247)	1282 (880, 1703)	120 (80, 168)	59 (41, 78)	32 (22, 41)	210 (144, 279)	17.9 (12.0, 25.0)	23 (15.8, 30.5)	13.0 (9.1, 16.7)	18.5 (12.7, 24.6)
Age 70 and over	1.62	4.0 (3.1, 5.0)	150 (140, 160)	1984 (1145, 3057)	1144 (730, 1640)	425 (283, 571)	3553 (2256, 5067)	1224 (706, 1885)	706 (451, 1015)	262 (175, 352)	2192 (1392, 3126)	7.6 (4.4, 11.7)	7 (4.4, 10.0)	6.9 (4.6, 9.3)	7.4 (4.7, 10.6)
Overall	7.71	4.0 (3.1, 5.0)	139 (132, 146)	2714 (1707, 3949)	1503 (993, 2084)	617 (426, 813)	4834 (3188, 6702)	352 (221, 512)	195 (129, 273)	80 (55, 105)	627 (413, 872)	9.0 (5.6, 13.0)	8 (5.5, 11.7)	8.1 (5.6, 10.6)	8.8 (5.8, 12.3)
Democratic People's Republic of Korea															
Under age 70	12.5	3.8 (2.8, 4.8)	123 (113, 133)	804 (523, 1109)	1822 (1229, 2439)	386 (267, 502)	3012 (2044, 3980)	64 (42, 88)	145 (98, 196)	31 (21, 40)	240 (163, 318)	14.3 (9.3, 19.8)	19 (13.0, 26.1)	10.9 (7.6, 14.2)	16.7 (11.3, 22.1)
Age 70 and over	2.31	3.8 (2.8, 4.8)	138 (122, 155)	1188 (738, 1665)	2355 (1536, 3212)	603 (407, 794)	4146 (2678, 5573)	513 (319, 719)	1018 (664, 1389)	261 (176, 343)	1791 (1157, 2410)	7.3 (4.6, 10.3)	9 (5.6, 11.8)	7.7 (5.2, 10.2)	8.3 (5.3, 11.1)
Overall	14.9	3.8 (2.8, 4.8)	131 (117, 144)	1991 (1264, 2719)	4177 (2773, 5570)	989 (672, 1292)	7157 (4723, 9420)	134 (85, 184)	281 (187, 377)	67 (45, 87)	482 (318, 641)	9.1 (5.8, 12.5)	11 (7.5, 15.2)	8.7 (5.9, 11.4)	10.5 (6.9, 13.9)
Democratic Republic of the Congo															
Under age 70	20.3	2.4 (1.8, 3.0)	130 (122, 138)	666 (407, 938)	1108 (688, 1572)	419 (270, 579)	2193 (1380, 3035)	33 (20, 46)	54 (34, 77)	21 (13, 29)	108 (68, 150)	7.8 (4.8, 11.0)	10 (6.4, 14.7)	6.5 (4.2, 9.0)	8.8 (5.6, 12.3)
Age 70 and over	1.76	2.5 (1.9, 3.1)	151 (137, 165)	538 (334, 744)	892 (569, 1234)	344 (221, 472)	1774 (1130, 2428)	306 (190, 425)	508 (324, 703)	196 (126, 271)	1009 (643, 1387)	4.4 (2.8, 6.2)	5 (3.2, 7.0)	4.9 (3.1, 6.7)	5.0 (3.2, 6.8)
Overall	22.1	2.4 (1.8, 3.0)	141 (130, 152)	1203 (774, 1661)	2001 (1276, 2780)	763 (487, 1053)	3967 (2535, 5425)	54 (35, 76)	91 (58, 126)	35 (22, 48)	179 (115, 246)	5.8 (3.7, 8.1)	7 (4.5, 9.8)	5.7 (3.6, 7.8)	6.6 (4.2, 9.0)
Denmark															
Under age 70	2.93	3.3 (2.8, 3.7)	123 (116, 130)	117 (78, 160)	65 (44, 87)	35 (25, 45)	217 (151, 287)	40 (27, 55)	22 (15, 30)	12 (9, 15)	74 (52, 98)	11.2 (7.5, 15.4)	14 (9.6, 19.0)	7.4 (5.3, 9.5)	11.4 (7.9, 15.1)
Age 70 and over	0.919	3.3 (2.9, 3.8)	142 (131, 152)	419 (231, 636)	211 (130, 309)	135 (92, 180)	764 (486, 1091)	456 (251, 695)	229 (142, 338)	147 (100, 196)	831 (528, 1187)	4.5 (2.5, 6.8)	4 (2.5, 5.9)	3.5 (2.4, 4.7)	4.3 (2.7, 6.1)
Overall	3.85	3.3 (2.8, 3.7)	132 (124, 141)	536 (323, 786)	276 (176, 393)	170 (118, 223)	982 (645, 1363)	139 (84, 204)	72 (46, 102)	44 (31, 58)	255 (167, 354)	5.1 (3.1, 7.6)	5 (3.1, 6.8)	3.9 (2.7, 5.2)	4.9 (3.2, 6.9)
Djibouti															
Under age 70	0.349	2.4 (1.8, 3.0)	130 (121, 140)	8 (5, 11)	14 (9, 20)	5 (3, 7)	26 (17, 37)	22 (14, 31)	40 (25, 56)	14 (9, 20)	76 (48, 106)	7.1 (4.4, 10.0)	10 (6.2, 14.0)	5.4 (3.5, 7.5)	8.1 (5.1, 11.3)
Age 70 and over	0.0294	2.4 (1.8, 3.0)	150 (133, 166)	6 (4, 8)	12 (8, 16)	5 (3, 6)	22 (14, 30)	194 (121, 272)	398 (259, 553)	156 (101, 216)	749 (477, 1038)	4.0 (2.5, 5.6)	5 (3.1, 6.6)	3.8 (2.4, 5.2)	4.5 (2.8, 6.2)
Overall	0.379	2.4 (1.8, 3.0)	140 (127, 153)	13 (9, 19)	26 (16, 35)	10 (6, 13)	48 (31, 67)	35 (23, 49)	67 (44, 94)	25 (16, 35)	128 (82, 177)	5.3 (3.4, 7.4)	7 (4.3, 9.2)	4.5 (2.9, 6.2)	5.9 (3.8, 8.2)
Dominica															
Under age 70	0.0338	2.7 (2.0, 3.4)	132 (126, 138)	1 (0, 1)	1 (0, 1)	1 (1, 1)	2 (1, 3)	18 (11, 25)	19 (13, 26)	24 (16, 31)	60 (40, 80)	7.7 (5.0, 10.8)	10 (6.8, 13.8)	5.9 (4.0, 7.9)	8.0 (5.3, 10.6)
Age 70 and over	0.0059	2.7 (2.0, 3.4)	152 (141, 164)	1 (1, 2)	1 (1, 2)	2 (1, 2)	4 (3, 6)	233 (131, 342)	231 (145, 332)	286 (185, 397)	750 (470, 1037)	3.4 (1.9, 5.0)	3 (2.1, 4.9)	4.3 (2.8, 5.9)	3.9 (2.4, 5.4)
Overall	0.0397	2.7 (2.0, 3.4)	142 (133, 151)	2 (1, 3)	2 (1, 3)	2 (2, 3)	6 (4, 9)	50 (31, 71)	50 (33, 70)	63 (42, 86)	163 (106, 222)	4.1 (2.5, 5.8)	4 (2.8, 6.0)	4.7 (3.1, 6.4)	4.6 (3.0, 6.3)
Dominican Republic															
Under age 70	4.35	2.6 (2.0, 3.2)	128 (119, 136)	166 (110, 234)	119 (77, 163)	53 (36, 70)	337 (223, 458)	38 (25, 54)	27 (18, 37)	12 (8, 16)	78 (51, 105)	6.3 (4.2, 8.9)	9 (5.5, 11.7)	7.1 (4.8, 9.5)	7.2 (4.8, 9.8)
Age 70 and over	0.623	2.6 (2.0, 3.2)	149 (136, 162)	292 (172, 431)	192 (122, 275)	141 (93, 194)	625 (390, 877)	468 (275, 692)	307 (195, 443)	227 (150, 311)	1002 (626, 1407)	3.0 (1.8, 4.5)	3 (2.0, 4.5)	4.3 (2.9, 6.0)	3.3 (2.1, 4.7)
Overall	4.98	2.6 (2.0, 3.2)	138 (128, 149)	458 (286, 644)	311 (205, 432)	194 (130, 263)	962 (614, 1323)	92 (58, 129)	62 (41, 87)	39 (26, 53)	193 (123, 268)	3.7 (2.3, 5.2)	4 (2.7, 5.7)	4.9 (3.3, 6.6)	4.1 (2.6, 5.7)
Ecuador															
Under age 70	6.47	3.0 (2.3, 3.8)	125 (115, 135)	140 (89, 195)	143 (94, 194)	95 (63, 127)	377 (247, 510)	22 (14, 30)	22 (15, 30)	15 (10, 20)	58 (38, 79)	8.8 (5.6, 12.3)	12 (7.7, 15.8)	8.9 (5.9, 11.9)	10.1 (6.6, 13.7)
Age 70 and over	0.903	3.1 (2.3, 3.8)	142 (125, 159)	203 (120, 298)	155 (98, 221)	171 (112, 230)	529 (344, 719)	224 (133, 331)	171 (109, 247)	190 (124, 255)	585 (382, 800)	4.1 (2.4, 6.1)	4 (2.7, 6.2)	5.0 (3.3, 6.7)	4.6 (3.0, 6.3)
Overall	7.37	3.1 (2.3, 3.8)	134 (120, 147)	342 (216, 475)	298 (195, 408)	266 (175, 355)	906 (601, 1223)	46 (29, 65)	40 (26, 55)	36 (24, 48)	123 (82, 166)	5.3 (3.3, 7.4)	6 (4.0, 8.4)	5.9 (3.9, 7.9)	6.0 (4.0, 8.1)
Egypt															
Under age 70	35.5	3.7 (2.8, 4.6)	124 (119, 130)	4623 (3003, 6373)	3625 (2303, 4926)	3150 (2088, 4199)	11398 (7509, 15218)	130 (85, 180)	102 (65, 139)	89 (59, 118)	322 (212, 431)	13.2 (8.6, 18.2)	17 (10.9, 23.2)	11.2 (7.4, 14.9)	14.2 (9.4, 19.0)
Age 70 and over	4.08	3.7 (2.9, 4.6)	142 (133, 151)	4685 (2914, 6441)	3348 (2194, 4572)	3099 (2055, 4183)	11132 (7180, 15080)	1148 (714, 1592)	820 (538, 1121)	759 (504, 1025)	2728 (1760, 3698)	7.3 (4.5, 10.1)	8 (5.3, 11.1)	7.6 (5.1, 10.3)	7.9 (5.1, 10.8)
Overall	39.5	3.7 (2.8, 4.6)	133 (126, 141)	9308 (5964, 12636)	6973 (4517, 9359)	6249 (4140, 8365)	22530 (14621, 30058)	235 (151, 321)	176 (114, 237)	158 (105, 212)	570 (370, 761)	9.4 (6.0, 12.8)	11 (7.2, 15.0)	9.1 (6.0, 12.2)	10.2 (6.6, 13.7)
El Salvador															
Under age 70	2.44	3.2 (2.5, 4.0)	122 (114, 130)	93 (58, 126)	38 (25, 52)	33 (22, 44)	163 (106, 220)	38 (24, 52)	16 (10, 21)	13 (9, 18)	67 (43, 90)	9.2 (5.7, 12.6)	12 (7.9, 16.4)	8.3 (5.5, 11.1)	9.8 (6.4, 13.3)
Age 70 and over	0.432	3.3 (2.5, 4.0)	140 (127, 153)	211 (118, 316)	69 (44, 101)	67 (43, 90)	347 (211, 488)	489 (273, 732)	160 (103, 235)	154 (100, 209)	804 (489, 1137)	4.3 (2.4, 6.5)	4 (2.8, 6.3)	4.8 (3.1, 6.5)	4.5 (2.8, 6.4)
Overall	2.87	3.2 (2.5, 4.0)	131 (120, 141)	304 (180, 433)	107 (70, 149)	99 (65, 133)	511 (324, 697)	106 (63, 151)	37 (24, 52)	35 (23, 46)	178 (113, 244)	5.2 (3.1, 7.4)	6 (3.6, 7.7)	5.6 (3.6, 7.4)	5.5 (3.5, 7.5)
Equatorial Guinea															
Under age 70	0.269	2.3 (1.7, 3.0)	133 (122, 143)	7 (5, 11)	8 (5, 11)	4 (2, 5)	19 (12, 26)	28 (17, 40)	29 (19, 41)	14 (8, 19)	70 (45, 97)	7.1 (4.4, 10.3)	9 (6.0, 13.0)	5.6 (3.5, 7.7)	7.7 (4.9, 10.7)
Age 70 and over	0.0203	2.3 (1.7, 3.0)	154 (136, 171)	5 (3, 7)	6 (4, 8)	3 (2, 4)	14 (9, 19)	248 (152, 352)	287 (181, 395)	134 (88, 185)	670 (424, 916)	3.7 (2.3, 5.3)	4 (2.5, 5.5)	3.8 (2.5, 5.2)	4.0 (2.5, 5.4)
Overall	0.29	2.3 (1.7, 3.0)	143 (129, 157)	12 (8, 17)	14 (9, 19)	6 (4, 9)	33 (21, 45)	43 (27, 60)	47 (30, 65)	22 (14, 31)	112 (72, 155)	5.2 (3.2, 7.3)	6 (3.8, 8.1)	4.6 (3.0, 6.4)	5.5 (3.5, 7.6)
Eritrea															
Under age 70	1.88	2.4 (1.8, 3.0)	127 (119, 134)	39 (24, 55)	74 (48, 105)	31 (20, 42)	143 (93, 201)	21 (13, 30)	39 (25, 56)	16 (10, 23)	76 (50, 108)	6.8 (4.2, 9.7)	9 (6.0, 13.3)	5.1 (3.2, 7.0)	7.6 (5.0, 10.8)
Age 70 and over	0.13	2.4 (1.8, 3.0)	144 (131, 158)	27 (17, 38)	61 (39, 84)	26 (16, 36)	114 (73, 157)	206 (133, 292)	469 (301, 645)	199 (126, 277)	875 (558, 1206)	3.8 (2.4, 5.4)	5 (2.9, 6.2)	3.8 (2.4, 5.3)	4.3 (2.7, 5.9)
Overall	2.01	2.4 (1.8, 3.0)	136 (125, 146)	66 (42, 92)	135 (88, 187)	57 (37, 78)	257 (168, 357)	33 (21, 46)	67 (44, 94)	28 (18, 39)	128 (83, 178)	5.1 (3.3, 7.2)	6 (4.1, 8.8)	4.4 (2.8, 6.1)	5.7 (3.7, 7.9)
Estonia															
Under age 70	0.723	4.0 (3.6, 4.4)	133 (124, 141)	104 (70, 144)	56 (40, 72)	65 (47, 84)	225 (158, 295)	144 (96, 199)	77 (55, 100)	90 (65, 116)	312 (218, 409)	18.6 (12.4, 25.5)	24 (16.8, 30.6)	16.7 (12.0, 21.4)	19.9 (13.9, 26.1)
Age 70 and over	0.229	4.0 (3.6, 4.4)	158 (143, 172)	386 (214, 604)	162 (100, 233)	111 (74, 150)	659 (407, 953)	1688 (935, 2642)	709 (437, 1022)	487 (324, 655)	2885 (1782, 4166)	7.7 (4.3, 12.1)	8 (4.8, 11.2)	11.5 (7.6, 15.4)	8.3 (5.2, 12.1)
Overall	0.952	4.0 (3.6, 4.4)	145 (134, 156)	490 (294, 732)	218 (142, 303)	177 (122, 231)	885 (572, 1246)	515 (309, 768)	229 (149, 319)	185 (128, 243)	930 (601, 1309)	8.8 (5.3, 13.2)	9 (6.1, 13.1)	12.9 (9.0, 17.0)	9.8 (6.3, 13.8)
Ethiopia															
Under age 70	28.2	2.3 (1.7, 2.8)	128 (121, 134)	383 (231, 559)	857 (535, 1212)	474 (302, 654)	1714 (1107, 2415)	14 (8, 20)	30 (19, 43)	17 (11, 23)	61 (39, 86)	6.1 (3.7, 9.0)	8 (5.2, 11.8)	5.6 (3.5, 7.7)	7.2 (4.7, 10.1)
Age 70 and over	2.76	2.3 (1.8, 2.8)	144 (133, 155)	301 (189, 424)	780 (503, 1091)	367 (236, 509)	1448 (932, 2002)	109 (68, 154)	283 (182, 396)	133 (85, 184)	524 (338, 728)	3.4 (2.2, 4.8)	4 (2.6, 5.6)	3.6 (2.3, 5.0)	3.9 (2.5, 5.5)
Overall	31	2.3 (1.8, 2.8)	136 (127, 145)	685 (429, 975)	1637 (1049, 2285)	841 (538, 1164)	3162 (2029, 4408)	22 (14, 32)	53 (34, 74)	27 (17, 38)	102 (66, 142)	4.6 (2.9, 6.5)	6 (3.5, 7.7)	4.5 (2.9, 6.2)	5.2 (3.3, 7.3)
Fiji															
Under age 70	0.411	2.9 (2.2, 3.6)	128 (120, 135)	61 (40, 85)	19 (12, 27)	8 (5, 10)	88 (57, 121)	148 (96, 208)	47 (30, 66)	18 (12, 25)	214 (139, 295)	8.2 (5.3, 11.5)	11 (6.6, 14.7)	5.2 (3.4, 7.0)	8.3 (5.4, 11.5)
Age 70 and over	0.0416	2.9 (2.2, 3.6)	144 (130, 158)	27 (18, 37)	19 (12, 26)	5 (4, 7)	52 (34, 69)	657 (432, 900)	451 (295, 623)	130 (88, 175)	1238 (829, 1679)	4.7 (3.1, 6.4)	5 (3.3, 7.0)	3.7 (2.5, 5.0)	4.8 (3.2, 6.5)
Overall	0.452	2.9 (2.2, 3.6)	136 (125, 147)	88 (57, 121)	38 (25, 52)	13 (9, 17)	139 (90, 189)	195 (126, 268)	84 (55, 115)	29 (19, 39)	308 (200, 417)	6.6 (4.3, 9.1)	7 (4.5, 9.4)	4.4 (3.0, 6.0)	6.5 (4.2, 8.9)
Finland															
Under age 70	2.88	3.9 (3.5, 4.2)	130 (124, 135)	264 (169, 365)	102 (69, 135)	78 (56, 99)	443 (298, 590)	91 (59, 127)	35 (24, 47)	27 (19, 35)	154 (103, 205)	16.3 (10.5, 22.7)	21 (14.0, 27.4)	11.3 (8.0, 14.4)	16.4 (11.0, 21.9)
Age 70 and over	0.927	3.9 (3.6, 4.2)	147 (137, 156)	715 (398, 1096)	256 (162, 364)	161 (110, 214)	1131 (714, 1604)	771 (429, 1182)	276 (175, 392)	173 (118, 231)	1220 (771, 1730)	6.5 (3.6, 9.9)	6 (3.6, 8.2)	5.2 (3.6, 7.0)	6.2 (3.9, 8.9)
Overall	3.81	3.9 (3.5, 4.2)	138 (131, 146)	979 (598, 1421)	358 (235, 490)	238 (167, 312)	1575 (1039, 2149)	257 (157, 373)	94 (62, 129)	63 (44, 82)	413 (273, 564)	7.7 (4.7, 11.2)	7 (4.8, 9.9)	6.3 (4.4, 8.3)	7.6 (5.0, 10.3)
France															
Under age 70	32.9	3.8 (3.5, 4.1)	124 (119, 129)	1231 (812, 1716)	647 (435, 871)	491 (345, 629)	2368 (1629, 3129)	37 (25, 52)	20 (13, 26)	15 (10, 19)	72 (49, 96)	15.0 (9.9, 20.9)	19 (12.5, 25.1)	9.7 (6.8, 12.4)	14.8 (10.2, 19.7)
Age 70 and over	10.5	3.8 (3.5, 4.1)	144 (136, 152)	3881 (2060, 6248)	2164 (1320, 3164)	2524 (1639, 3444)	8570 (5343, 12304)	368 (195, 593)	205 (125, 303)	239 (155, 327)	813 (507, 1167)	5.7 (3.0, 9.2)	5 (3.1, 7.4)	4.5 (2.9, 6.2)	5.4 (3.4, 7.8)
Overall	43.5	3.8 (3.5, 4.1)	134 (127, 141)	5112 (3085, 7684)	2811 (1799, 3996)	3015 (1997, 4079)	10938 (7082, 15144)	118 (71, 177)	65 (41, 92)	69 (46, 94)	251 (163, 349)	6.7 (4.1, 10.1)	6 (3.9, 8.6)	5.0 (3.3, 6.7)	6.3 (4.1, 8.7)
Gabon															
Under age 70	0.588	2.0 (1.4, 2.6)	131 (125, 137)	13 (8, 18)	14 (9, 20)	6 (4, 9)	33 (21, 47)	21 (13, 31)	24 (15, 34)	10 (7, 15)	56 (35, 79)	3.9 (2.4, 5.7)	5 (3.3, 7.4)	3.2 (2.0, 4.5)	4.3 (2.8, 6.2)
Age 70 and over	0.0652	2.0 (1.4, 2.6)	148 (136, 161)	11 (7, 16)	13 (8, 19)	6 (4, 9)	31 (19, 42)	171 (105, 244)	203 (127, 287)	95 (62, 131)	470 (297, 651)	1.9 (1.2, 2.8)	2 (1.3, 2.9)	2.0 (1.3, 2.7)	2.1 (1.3, 2.9)
Overall	0.653	2.0 (1.4, 2.6)	140 (131, 149)	24 (15, 34)	27 (17, 38)	12 (8, 17)	63 (40, 89)	36 (23, 52)	42 (26, 59)	19 (12, 26)	97 (61, 136)	2.7 (1.7, 3.8)	3 (1.9, 4.2)	2.4 (1.6, 3.4)	2.8 (1.8, 4.0)
Gambia															
Under age 70	0.577	3.1 (2.3, 3.8)	131 (123, 138)	23 (14, 33)	45 (28, 62)	13 (9, 18)	81 (52, 112)	39 (25, 57)	77 (49, 108)	23 (15, 32)	140 (90, 195)	14.6 (9.1, 21.0)	20 (12.6, 27.7)	11.6 (7.6, 16.0)	16.8 (10.8, 23.4)
Age 70 and over	0.0375	3.1 (2.4, 3.9)	151 (139, 163)	17 (11, 24)	31 (20, 42)	10 (6, 13)	58 (38, 79)	464 (299, 643)	818 (528, 1113)	256 (167, 349)	1538 (1003, 2097)	9.4 (6.1, 13.0)	11 (7.3, 15.3)	9.1 (6.0, 12.5)	10.5 (6.9, 14.4)

Overall	0.614	3.1 (2.3, 3.9)	141 (131, 151)	40 (25, 56)	75 (48, 104)	23 (15, 31)	138 (89, 190)	65 (41, 91)	123 (78, 169)	37 (24, 51)	225 (144, 310)	11.8 (7.4, 16.4)	15 (9.7, 20.9)	10.4 (6.8, 14.3)	13.5 (8.6, 18.6)
							Georgia								
Under age 70	2.3	5.3 (4.1, 6.6)	132 (123, 141)	927 (623, 1264)	663 (461, 868)	309 (216, 399)	1899 (1323, 2491)	403 (271, 553)	288 (200, 377)	134 (94, 173)	826 (575, 1084)	26.6 (17.9, 36.5)	35 (24.0, 45.2)	21.2 (14.8, 27.3)	28.5 (19.9, 37.5)
Age 70 and over	0.624	5.4 (4.1, 6.6)	152 (138, 167)	1937 (1175, 2761)	1341 (825, 1914)	575 (390, 774)	3853 (2449, 5297)	3106 (1885, 4428)	2151 (1323, 3070)	922 (625, 1245)	6179 (3929, 8494)	13.7 (8.3, 19.6)	15 (9.0, 20.8)	13.0 (8.8, 17.6)	14.2 (9.0, 19.5)
Overall	2.92	5.4 (4.1, 6.6)	142 (130, 154)	2864 (1890, 3913)	2004 (1289, 2705)	884 (611, 1166)	5752 (3862, 7742)	979 (646, 1338)	685 (441, 925)	302 (209, 399)	1967 (1321, 2647)	16.3 (10.7, 22.2)	18 (11.6, 24.3)	15.1 (10.4, 19.8)	17.0 (11.4, 22.9)
							Germany								
Under age 70	45.2	3.6 (3.3, 3.8)	128 (122, 133)	2408 (1560, 3336)	768 (513, 1042)	812 (566, 1060)	3988 (2700, 5365)	53 (34, 74)	17 (11, 23)	18 (13, 23)	88 (60, 119)	13.5 (8.8, 18.7)	17 (11.4, 23.2)	9.6 (6.7, 12.6)	13.5 (9.1, 18.2)
Age 70 and over	16.8	3.6 (3.3, 3.9)	142 (133, 151)	9372 (5437, 14292)	3343 (2114, 4751)	4293 (2778, 5778)	17008 (10964, 24084)	559 (324, 852)	199 (126, 283)	256 (166, 345)	1014 (654, 1436)	5.3 (3.1, 8.0)	5 (2.9, 6.6)	4.7 (3.0, 6.3)	5.2 (3.3, 7.3)
Overall	62	3.6 (3.3, 3.9)	135 (128, 142)	11780 (7381, 17201)	4111 (2663, 5709)	5104 (3335, 6785)	20995 (13669, 28896)	190 (119, 277)	66 (43, 92)	82 (54, 110)	339 (220, 466)	6.0 (3.8, 8.8)	5 (3.5, 7.5)	5.1 (3.3, 6.8)	5.9 (3.8, 8.1)
							Ghana								
Under age 70	9.19	2.4 (2.0, 2.7)	128 (123, 132)	232 (148, 334)	448 (288, 631)	132 (83, 184)	812 (537, 1130)	25 (16, 36)	49 (31, 69)	14 (9, 20)	88 (58, 123)	6.8 (4.3, 9.8)	9 (5.8, 12.7)	5.4 (3.4, 7.5)	7.7 (5.1, 10.8)
Age 70 and over	0.93	2.4 (2.0, 2.8)	146 (139, 153)	224 (136, 314)	362 (228, 501)	129 (84, 178)	714 (449, 976)	240 (146, 338)	389 (245, 540)	138 (90, 191)	768 (483, 1058)	3.8 (2.3, 5.3)	4 (2.6, 5.8)	3.7 (2.4, 5.1)	4.0 (2.5, 5.6)
Overall	10.1	2.4 (2.0, 2.8)	137 (131, 143)	456 (293, 636)	809 (523, 1115)	261 (167, 361)	1526 (993, 2110)	45 (29, 63)	80 (52, 111)	26 (16, 36)	151 (98, 209)	4.9 (3.1, 6.8)	6 (3.8, 8.2)	4.4 (2.8, 6.1)	5.4 (3.5, 7.5)
							Greece								
Under age 70	6.41	3.8 (2.9, 4.7)	124 (117, 131)	518 (344, 702)	197 (132, 266)	66 (48, 82)	781 (537, 1041)	81 (54, 110)	31 (21, 42)	10 (8, 13)	122 (84, 162)	14.6 (9.7, 19.7)	19 (12.8, 25.7)	10.3 (7.6, 13.0)	15.2 (10.4, 20.2)
Age 70 and over	2.11	3.8 (2.9, 4.7)	144 (133, 154)	1416 (793, 2162)	1194 (733, 1757)	501 (328, 673)	3112 (1947, 4444)	672 (376, 1026)	567 (348, 833)	238 (156, 319)	1476 (924, 2108)	5.8 (3.3, 8.9)	5 (3.1, 7.3)	5.2 (3.4, 6.9)	5.5 (3.4, 7.9)
Overall	8.51	3.8 (2.9, 4.7)	134 (125, 143)	1934 (1158, 2821)	1392 (880, 2013)	567 (375, 754)	3893 (2526, 5407)	227 (136, 331)	163 (103, 236)	67 (44, 89)	457 (297, 635)	6.9 (4.2, 10.1)	6 (3.5, 8.0)	5.5 (3.6, 7.3)	6.3 (4.1, 8.8)
							Grenada								
Under age 70	0.0447	2.6 (2.0, 3.3)	128 (118, 137)	1 (1, 2)	1 (1, 2)	1 (1, 2)	4 (3, 5)	32 (20, 45)	31 (21, 42)	26 (17, 35)	89 (59, 120)	6.4 (4.1, 9.0)	9 (5.8, 11.6)	4.7 (3.1, 6.4)	6.7 (4.4, 9.0)
Age 70 and over	0.00753	2.6 (2.0, 3.3)	146 (130, 161)	3 (2, 4)	2 (2, 3)	2 (1, 2)	7 (4, 9)	356 (220, 508)	320 (205, 443)	240 (156, 325)	916 (594, 1248)	2.9 (1.8, 4.1)	3 (1.8, 3.9)	3.1 (2.0, 4.2)	3.0 (2.0, 4.1)
Overall	0.0522	2.6 (2.0, 3.3)	137 (124, 149)	4 (3, 6)	4 (3, 5)	3 (2, 4)	11 (7, 15)	79 (52, 109)	73 (48, 98)	57 (38, 77)	209 (138, 281)	3.6 (2.3, 4.9)	4 (2.5, 5.0)	3.6 (2.4, 4.9)	3.8 (2.5, 5.1)
							Guatemala								
Under age 70	4.88	3.0 (2.5, 3.5)	123 (116, 130)	131 (85, 181)	86 (57, 120)	44 (29, 59)	262 (173, 350)	27 (17, 37)	18 (12, 25)	9 (6, 12)	54 (35, 72)	7.4 (4.8, 10.3)	10 (6.3, 13.4)	6.3 (4.2, 8.4)	8.0 (5.3, 10.7)
Age 70 and over	0.621	3.0 (2.5, 3.5)	142 (129, 155)	172 (104, 256)	97 (62, 135)	60 (40, 82)	330 (209, 460)	277 (167, 412)	156 (100, 217)	97 (65, 131)	530 (336, 741)	4.0 (2.4, 5.9)	4 (2.7, 5.8)	4.4 (2.9, 5.9)	4.2 (2.7, 5.9)
Overall	5.51	3.0 (2.5, 3.5)	132 (122, 143)	303 (190, 425)	183 (120, 253)	105 (69, 141)	591 (386, 805)	55 (35, 78)	33 (22, 46)	19 (13, 26)	107 (70, 146)	5.0 (3.1, 7.0)	6 (3.7, 7.8)	5.0 (3.3, 6.7)	5.3 (3.5, 7.2)
							Guinea								
Under age 70	3.38	2.8 (2.1, 3.4)	132 (123, 141)	124 (80, 174)	232 (148, 323)	67 (43, 91)	423 (272, 588)	37 (24, 52)	68 (44, 96)	20 (13, 27)	125 (80, 174)	11.1 (7.1, 15.7)	15 (9.8, 21.3)	9.0 (5.8, 12.3)	12.9 (8.3, 17.9)
Age 70 and over	0.332	2.8 (2.2, 3.4)	151 (136, 167)	125 (80, 172)	201 (131, 278)	68 (44, 93)	393 (254, 540)	375 (241, 523)	604 (395, 839)	204 (131, 279)	1184 (763, 1628)	6.4 (4.1, 8.9)	7 (4.9, 10.3)	6.5 (4.2, 8.9)	7.1 (4.6, 9.8)
Overall	3.72	2.8 (2.1, 3.4)	142 (129, 154)	249 (163, 343)	432 (281, 594)	135 (87, 185)	816 (533, 1126)	67 (44, 92)	116 (76, 160)	36 (24, 50)	220 (144, 303)	8.1 (5.3, 11.2)	10 (6.7, 14.1)	7.5 (4.9, 10.4)	9.3 (6.1, 12.8)
							Guinea-Bissau								
Under age 70	0.537	3.0 (2.3, 3.8)	131 (122, 140)	30 (19, 42)	56 (37, 77)	19 (12, 26)	105 (69, 143)	56 (35, 79)	104 (69, 144)	35 (23, 48)	195 (129, 267)	13.9 (8.8, 19.5)	19 (12.4, 26.0)	11.8 (7.7, 16.2)	16.2 (10.6, 22.1)
Age 70 and over	0.0505	3.1 (2.3, 3.8)	150 (135, 165)	25 (16, 34)	41 (27, 55)	15 (10, 21)	81 (53, 110)	489 (314, 677)	811 (532, 1092)	305 (196, 410)	1605 (1050, 2176)	8.2 (5.3, 11.4)	10 (6.3, 12.9)	8.6 (5.5, 11.6)	9.2 (6.0, 12.5)
Overall	0.587	3.1 (2.3, 3.8)	140 (128, 152)	55 (36, 75)	97 (64, 132)	34 (22, 46)	186 (122, 254)	93 (61, 128)	165 (110, 224)	58 (38, 79)	317 (208, 433)	10.6 (6.9, 14.6)	13 (8.9, 18.2)	10.1 (6.6, 13.8)	12.1 (8.0, 16.6)
							Guyana								
Under age 70	0.331	2.5 (1.8, 3.1)	126 (117, 136)	17 (11, 24)	18 (12, 25)	9 (6, 12)	44 (29, 60)	52 (34, 73)	55 (36, 76)	27 (18, 37)	133 (89, 182)	5.2 (3.4, 7.3)	7 (4.6, 9.8)	5.4 (3.6, 7.2)	6.0 (4.0, 8.2)
Age 70 and over	0.0325	2.5 (1.9, 3.1)	144 (128, 160)	14 (9, 19)	14 (9, 20)	10 (6, 13)	38 (25, 51)	421 (265, 595)	443 (280, 613)	298 (198, 408)	1162 (759, 1588)	2.6 (1.6, 3.7)	3 (1.9, 4.1)	3.6 (2.4, 4.9)	3.0 (2.0, 4.1)
Overall	0.363	2.5 (1.8, 3.1)	135 (122, 148)	31 (20, 43)	32 (22, 44)	19 (12, 25)	82 (55, 110)	85 (56, 118)	89 (59, 122)	52 (34, 70)	225 (151, 303)	3.6 (2.4, 5.0)	4 (2.9, 6.0)	4.3 (2.8, 5.8)	4.1 (2.8, 5.6)
							Haiti								
Under age 70	3.85	2.7 (2.0, 3.3)	127 (117, 137)	135 (87, 188)	332 (215, 453)	151 (101, 201)	619 (408, 833)	35 (23, 49)	86 (56, 118)	39 (26, 52)	161 (106, 218)	6.0 (3.9, 8.4)	8 (5.4, 11.5)	6.7 (4.4, 8.9)	7.6 (5.0, 10.3)
Age 70 and over	0.44	2.7 (2.0, 3.4)	145 (128, 161)	130 (84, 180)	330 (210, 451)	136 (89, 184)	597 (388, 802)	296 (192, 409)	751 (478, 1027)	309 (203, 418)	1357 (882, 1847)	3.5 (2.3, 4.9)	4 (2.6, 5.7)	4.5 (3.0, 6.1)	4.2 (2.7, 5.7)
Overall	4.29	2.7 (2.0, 3.3)	136 (123, 149)	265 (174, 360)	663 (433, 898)	287 (191, 385)	1215 (797, 1626)	62 (41, 84)	155 (101, 209)	67 (45, 90)	283 (186, 380)	4.5 (2.9, 6.1)	6 (3.6, 7.5)	5.4 (3.6, 7.3)	5.4 (3.6, 7.3)
							Honduras								
Under age 70	2.86	3.0 (2.2, 3.7)	125 (117, 133)	136 (89, 190)	88 (58, 119)	42 (28, 56)	265 (177, 361)	48 (31, 67)	31 (20, 41)	15 (10, 19)	93 (62, 126)	8.0 (5.2, 11.2)	11 (7.0, 14.3)	7.5 (5.0, 10.1)	8.8 (5.9, 12.0)
Age 70 and over	0.328	3.0 (2.3, 3.7)	144 (130, 157)	196 (123, 284)	124 (79, 175)	64 (43, 87)	385 (253, 536)	599 (377, 868)	379 (242, 535)	197 (131, 266)	1174 (774, 1635)	4.2 (2.6, 6.1)	4 (2.7, 6.0)	4.8 (3.2, 6.4)	4.4 (2.9, 6.1)
Overall	3.19	3.0 (2.3, 3.7)	134 (123, 145)	332 (216, 463)	212 (140, 288)	106 (71, 142)	650 (429, 890)	104 (68, 145)	66 (44, 90)	33 (22, 45)	204 (135, 280)	5.2 (3.4, 7.2)	6 (3.7, 7.7)	5.6 (3.7, 7.5)	5.5 (3.6, 7.6)
							Hungary								
Under age 70	5.62	4.3 (3.7, 4.8)	131 (124, 138)	1139 (773, 1521)	614 (435, 805)	427 (307, 543)	2180 (1536, 2811)	203 (137, 271)	109 (77, 143)	76 (55, 97)	388 (273, 500)	19.6 (13.3, 26.2)	26 (18.1, 33.5)	17.3 (12.4, 22.1)	21.1 (14.9, 27.2)
Age 70 and over	1.67	4.3 (3.8, 4.8)	151 (139, 164)	2779 (1599, 4244)	1411 (900, 2001)	1044 (695, 1395)	5235 (3353, 7488)	1667 (959, 2552)	847 (540, 1201)	626 (417, 839)	3140 (2011, 4495)	8.6 (5.0, 13.2)	8 (5.4, 12.1)	10.4 (6.9, 14.0)	9.1 (5.8, 13.0)
Overall	7.29	4.3 (3.8, 4.8)	141 (131, 151)	3918 (2522, 5686)	2026 (1326, 2764)	1471 (1023, 1938)	7415 (4903, 10222)	538 (346, 780)	278 (182, 379)	202 (140, 266)	1018 (673, 1404)	10.3 (6.6, 14.9)	11 (7.0, 14.5)	11.8 (8.2, 15.6)	10.9 (7.2, 15.1)
							Iceland								
Under age 70	0.17	3.6 (3.0, 4.1)	123 (116, 130)	6 (4, 8)	1 (1, 2)	1 (1, 2)	8 (6, 11)	34 (22, 47)	8 (5, 10)	8 (5, 10)	49 (33, 67)	13.7 (8.8, 19.0)	17 (11.7, 23.2)	9.0 (6.4, 11.6)	13.5 (9.1, 18.3)
Age 70 and over	0.039	3.6 (3.1, 4.2)	139 (128, 151)	21 (11, 32)	7 (4, 11)	5 (3, 7)	33 (20, 48)	530 (280, 825)	189 (115, 289)	132 (88, 180)	850 (520, 1251)	5.2 (2.8, 8.1)	4 (2.7, 6.8)	4.1 (2.7, 5.5)	4.9 (3.0, 7.3)
Overall	0.209	3.6 (3.1, 4.1)	131 (122, 140)	26 (16, 40)	9 (5, 13)	6 (4, 9)	42 (27, 59)	126 (75, 189)	41 (26, 61)	31 (21, 41)	198 (129, 281)	6.0 (3.6, 9.0)	5 (3.1, 7.4)	4.6 (3.1, 6.1)	5.7 (3.7, 8.0)
							India								
Under age 70	555	3.7 (3.5, 3.9)	123 (118, 127)	60023 (39094, 84158)	29859 (20513, 40274)	18510 (12353, 24494)	108392 (72234, 147115)	108 (70, 152)	54 (37, 73)	33 (22, 44)	195 (130, 265)	13.5 (8.8, 19.0)	18 (12.5, 24.5)	10.8 (7.2, 14.3)	14.3 (9.6, 19.5)
Age 70 and over	60.3	3.8 (3.6, 3.9)	134 (128, 141)	48913 (31175, 68174)	33951 (22205, 46121)	18136 (12075, 24237)	101000 (65318, 136738)	811 (517, 1132)	563 (368, 766)	301 (200, 402)	1676 (1084, 2290)	7.3 (4.6, 10.2)	8 (5.1, 10.7)	7.8 (5.2, 10.4)	7.8 (5.0, 10.6)
Overall	615	3.8 (3.6, 3.9)	129 (123, 134)	108937 (70829, 150130)	63809 (43232, 85244)	36646 (24263, 48703)	209392 (137645, 283416)	177 (115, 244)	104 (70, 139)	60 (39, 79)	340 (224, 462)	9.8 (6.3, 13.5)	11 (7.2, 14.3)	9.1 (6.0, 12.1)	10.2 (6.7, 13.8)
							Indonesia								
Under age 70	119	3.4 (2.8, 3.9)	126 (120, 133)	5034 (3256, 7021)	13121 (8605, 17768)	4333 (2868, 5830)	22488 (14935, 29872)	42 (27, 59)	111 (73, 150)	37 (24, 49)	190 (126, 254)	11.8 (7.6, 16.5)	15 (10.0, 20.7)	10.0 (6.7, 13.5)	13.6 (9.0, 18.2)
Age 70 and over	13.3	3.4 (2.9, 4.0)	146 (137, 156)	5438 (3411, 7676)	14898 (9642, 20298)	4893 (3290, 6518)	25228 (16525, 34364)	408 (256, 577)	1119 (724, 1531)	367 (247, 490)	1894 (1241, 2584)	6.6 (4.1, 9.3)	7 (4.5, 9.5)	7.1 (4.8, 9.5)	7.1 (4.6, 9.6)
Overall	132	3.4 (2.9, 3.9)	136 (128, 144)	10471 (6898, 14390)	28019 (18593, 37609)	9226 (6196, 12264)	47716 (31789, 63755)	79 (52, 110)	212 (141, 287)	70 (47, 93)	362 (241, 484)	8.4 (5.5, 11.6)	9 (6.2, 12.5)	8.2 (5.5, 11.0)	9.1 (6.1, 12.2)
							Iran (Islamic Republic of)								
Under age 70	36.9	4.0 (3.4, 4.6)	126 (121, 130)	4013 (2651, 5586)	1532 (1033, 2022)	1489 (1018, 1958)	7034 (4773, 9460)	109 (72, 151)	42 (28, 55)	40 (28, 53)	191 (129, 257)	16.0 (10.6, 22.3)	21 (14.2, 27.9)	13.2 (9.0, 17.4)	16.7 (11.4, 22.5)
Age 70 and over	3.87	4.1 (3.5, 4.7)	145 (138, 153)	5472 (3479, 7835)	2546 (1674, 3557)	2757 (1837, 3704)	10776 (7088, 14735)	1414 (899, 2024)	658 (433, 921)	713 (475, 958)	2785 (1832, 3808)	8.7 (5.5, 12.4)	9 (5.7, 12.2)	9.1 (6.0, 12.2)	9.1 (6.0, 12.4)
Overall	40.7	4.1 (3.5, 4.6)	135 (129, 141)	9485 (6269, 13173)	4078 (2766, 5444)	4246 (2873, 5619)	17809 (11995, 23878)	233 (154, 323)	100 (68, 134)	104 (71, 138)	437 (294, 586)	10.7 (7.1, 14.9)	11 (7.6, 14.9)	10.2 (6.9, 13.5)	11.1 (7.5, 14.9)
							Iraq								
Under age 70	10.8	3.8 (2.9, 4.7)	126 (117, 135)	957 (616, 1316)	666 (443, 888)	394 (264, 521)	2017 (1331, 2674)	89 (57, 122)	62 (41, 83)	37 (25, 48)	187 (124, 249)	13.5 (8.7, 18.6)	18 (12.0, 24.0)	11.4 (7.7, 15.1)	14.7 (9.7, 19.5)
Age 70 and over	1.04	3.8 (2.9, 4.7)	143 (127, 158)	1171 (735, 1627)	894 (598, 1226)	575 (388, 770)	2640 (1730, 3578)	1131 (710, 1577)	864 (578, 1184)	555 (375, 744)	2549 (1671, 3460)	7.5 (4.7, 10.5)	8 (5.5, 11.4)	7.6 (5.1, 10.2)	8.0 (5.3, 10.9)
Overall	11.8	3.8 (2.9, 4.7)	134 (122, 147)	2128 (1367, 2875)	1561 (1035, 2094)	968 (657, 1281)	4656 (3058, 6228)	180 (116, 245)	132 (88, 178)	82 (56, 109)	395 (259, 528)	9.4 (6.0, 12.7)	11 (7.1, 14.5)	8.8 (6.0, 11.7)	10.0 (6.6, 13.4)
							Ireland								
Under age 70	2.47	3.7 (3.2, 4.3)	128 (123, 134)	135 (88, 190)	40 (27, 54)	27 (19, 35)	203 (137, 275)	55 (36, 77)	16 (11, 22)	11 (8, 14)	82 (56, 112)	15.2 (9.9, 21.4)	19 (12.6, 25.3)	9.7 (6.8, 12.6)	15.0 (10.2, 20.6)
Age 70 and over	0.514	3.8 (3.2, 4.4)	147 (139, 155)	350 (215, 529)	123 (77, 177)	94 (64, 126)	567 (365, 801)	681 (418, 1029)	240 (149, 344)	183 (124, 246)	1103 (711, 1558)	6.3 (3.9, 9.6)	5 (3.4, 7.8)	4.7 (3.2, 6.4)	6.0 (3.8, 8.4)
Overall	2.98	3.8 (3.2, 4.4)	138 (131, 144)	485 (313, 691)	163 (107, 227)	121 (83, 160)	769 (515, 1054)	163 (105, 232)	55 (36, 76)	41 (28, 54)	258 (173, 354)	7.6 (4.9, 10.8)	7 (4.3, 9.1)	5.4 (3.7, 7.1)	7.1 (4.7, 9.7)
							Israel								
Under age 70	3.55	3.8 (3.0, 4.6)	122 (116, 129)	124 (80, 171)	53 (36, 71)	32 (22, 41)	208 (138, 277)	35 (23, 48)	15 (10, 20)	9 (6, 12)	59 (39, 78)	14.7 (9.5, 20.3)	19 (13.0, 25.6)	9.8 (6.8, 12.7)	14.9 (9.9, 19.9)
Age 70 and over	0.747	3.8 (3.0, 4.6)	141 (132, 150)	383 (211, 593)	163 (98, 241)	141 (93, 193)	687 (422, 983)	513 (283, 793)	219 (131, 323)	189 (124, 258)	920 (565, 1321)	5.8 (3.2, 9.0)	6 (3.3, 8.1)	4.7 (3.1, 6.4)	5.7 (3.5, 8.1)

Overall	4.3	3.8 (3.0, 4.6)	132 (124, 139)	507 (299, 743)	216 (136, 306)	173 (115, 232)	896 (580, 1241)	118 (70, 173)	50 (32, 72)	40 (27, 54)	209 (135, 289)	6.8 (4.0, 10.0)	7 (4.2, 9.5)	5.2 (3.4, 6.9)	6.6 (4.3, 9.2)
							Italy								
Under age 70	33.2	4.4 (4.1, 4.8)	126 (121, 131)	1679 (1133, 2311)	819 (559, 1080)	608 (440, 772)	3105 (2148, 4128)	50 (34, 70)	25 (17, 33)	18 (13, 23)	93 (65, 124)	19.6 (13.2, 27.2)	25 (17.0, 32.8)	15.2 (11.0, 19.3)	20.3 (14.0, 27.0)
Age 70 and over	12.3	4.5 (4.1, 4.8)	146 (138, 153)	8224 (4250, 12783)	4872 (3042, 7100)	5715 (3827, 7640)	18811 (11876, 26622)	671 (347, 1042)	397 (248, 587)	466 (312, 628)	1534 (968, 2171)	7.8 (4.0, 12.1)	6 (4.0, 9.5)	8.5 (5.7, 11.4)	7.8 (5.0, 11.1)
Overall	45.5	4.5 (4.1, 4.8)	136 (130, 142)	9902 (5624, 14944)	5691 (3669, 8129)	6323 (4281, 8413)	21916 (14079, 30512)	218 (124, 328)	125 (81, 181)	139 (94, 185)	482 (309, 670)	8.6 (4.9, 13.0)	7 (4.6, 10.4)	8.8 (6.0, 11.8)	8.6 (5.5, 12.0)
							Jamaica								
Under age 70	1.24	1.9 (1.7, 2.2)	127 (118, 137)	6 (4, 9)	11 (7, 15)	7 (4, 9)	23 (15, 31)	5 (3, 7)	9 (6, 12)	5 (3, 7)	19 (12, 26)	1.9 (1.2, 2.8)	3 (1.6, 3.5)	1.9 (1.3, 2.6)	2.3 (1.5, 3.1)
Age 70 and over	0.215	1.9 (1.7, 2.2)	145 (129, 161)	13 (8, 20)	20 (12, 28)	17 (11, 24)	50 (32, 70)	62 (35, 93)	91 (56, 131)	81 (52, 112)	233 (151, 325)	0.8 (0.5, 1.2)	1 (0.5, 1.1)	1.1 (0.7, 1.6)	0.9 (0.6, 1.3)
Overall	1.45	1.9 (1.7, 2.2)	136 (123, 149)	19 (11, 28)	30 (20, 42)	24 (16, 33)	73 (48, 101)	13 (8, 19)	21 (13, 29)	16 (11, 23)	51 (33, 69)	1.0 (0.6, 1.4)	1 (0.7, 1.4)	1.3 (0.8, 1.8)	1.1 (0.7, 1.5)
							Japan								
Under age 70	67.3	4.9 (4.6, 5.2)	125 (121, 129)	3117 (2114, 4194)	4118 (2749, 5445)	1200 (872, 1507)	8435 (5775, 10994)	46 (31, 62)	61 (41, 81)	18 (13, 22)	125 (86, 163)	22.2 (15.1, 29.9)	29 (19.4, 38.6)	16.2 (11.8, 20.3)	24.4 (16.7, 31.8)
Age 70 and over	29.2	5.0 (4.7, 5.3)	139 (133, 144)	11068 (6025, 17140)	13171 (8200, 18609)	7086 (4804, 9465)	31324 (19760, 43440)	380 (207, 588)	452 (281, 639)	243 (165, 325)	1075 (678, 1495)	8.8 (4.8, 13.7)	8 (4.9, 11.2)	7.3 (5.0, 9.8)	8.4 (5.3, 11.6)
Overall	96.4	4.9 (4.6, 5.3)	132 (127, 137)	14185 (8460, 21126)	17289 (11061, 23883)	8286 (5710, 10946)	39759 (25896, 54122)	147 (88, 219)	179 (115, 248)	86 (59, 114)	412 (269, 562)	10.2 (6.1, 15.1)	10 (6.1, 13.3)	7.9 (5.5, 10.5)	9.7 (6.3, 13.2)
							Jordan								
Under age 70	2.29	4.1 (3.1, 5.2)	123 (117, 128)	181 (116, 251)	102 (68, 135)	87 (59, 113)	369 (243, 494)	79 (50, 110)	44 (30, 59)	38 (26, 49)	161 (106, 216)	16.1 (10.3, 22.4)	21 (13.9, 27.5)	16.5 (11.3, 21.5)	17.9 (11.8, 23.9)
Age 70 and over	0.242	4.2 (3.2, 5.2)	135 (126, 144)	212 (137, 296)	170 (111, 227)	143 (96, 191)	525 (346, 713)	874 (566, 1225)	702 (457, 938)	592 (395, 789)	2169 (1429, 2947)	8.6 (5.6, 12.1)	9 (5.9, 12.0)	12.2 (8.1, 16.2)	9.8 (6.5, 13.3)
Overall	2.53	4.2 (3.1, 5.2)	129 (122, 136)	392 (253, 538)	272 (179, 361)	230 (154, 303)	894 (583, 1192)	155 (100, 212)	107 (71, 142)	91 (61, 120)	353 (230, 470)	11.0 (7.1, 15.1)	11 (7.5, 15.2)	13.5 (9.0, 17.9)	12.1 (7.9, 16.1)
							Kazakhstan								
Under age 70	8.02	6.0 (4.6, 7.5)	130 (121, 140)	4316 (2796, 5906)	2634 (1901, 3388)	1236 (860, 1592)	8186 (5547, 10736)	538 (349, 736)	328 (237, 424)	154 (107, 199)	1021 (692, 1345)	30.5 (19.7, 41.7)	39 (28.3, 50.5)	24.1 (16.8, 31.1)	32.4 (21.9, 42.7)
Age 70 and over	1.09	6.1 (4.6, 7.5)	150 (134, 166)	5161 (3284, 7171)	3052 (1989, 4140)	676 (470, 875)	8889 (5797, 11971)	4749 (3022, 6598)	2808 (1831, 3823)	622 (433, 808)	8179 (5335, 11014)	16.2 (10.3, 22.4)	18 (11.5, 24.0)	22.2 (15.5, 28.9)	17.2 (11.2, 23.1)
Overall	9.11	6.1 (4.6, 7.5)	140 (127, 153)	9477 (6325, 12765)	5686 (3939, 7521)	1912 (1336, 2454)	17075 (11532, 22482)	1041 (695, 1401)	624 (433, 829)	210 (147, 270)	1875 (1266, 2469)	20.6 (13.7, 27.7)	24 (16.4, 31.5)	23.4 (16.4, 30.1)	22.1 (15.0, 29.2)
							Kenya								
Under age 70	13.8	1.5 (1.3, 1.7)	130 (123, 138)	10 (6, 15)	18 (10, 26)	5 (3, 7)	33 (20, 46)	1 (0, 1)	1 (1, 2)	0 (0, 1)	2 (1, 3)	0.4 (0.3, 0.6)	1 (0.3, 0.8)	0.2 (0.1, 0.3)	0.5 (0.3, 0.6)
Age 70 and over	1.07	1.5 (1.3, 1.7)	148 (135, 160)	8 (5, 12)	17 (11, 24)	5 (3, 7)	31 (20, 43)	8 (5, 11)	16 (10, 22)	5 (3, 7)	29 (18, 40)	0.2 (0.1, 0.3)	0 (0.1, 0.3)	0.1 (0.1, 0.2)	0.2 (0.1, 0.3)
Overall	14.9	1.5 (1.3, 1.7)	139 (129, 149)	18 (12, 26)	35 (22, 49)	10 (7, 14)	64 (40, 90)	1 (1, 2)	2 (1, 3)	1 (0, 1)	4 (3, 6)	0.3 (0.2, 0.4)	0 (0.2, 0.5)	0.2 (0.1, 0.3)	0.3 (0.2, 0.4)
							Kiribati								
Under age 70	0.0377	2.2 (1.6, 2.9)	125 (117, 132)	1 (1, 2)	2 (1, 3)	0 (0, 1)	3 (2, 5)	28 (18, 41)	49 (31, 68)	12 (8, 17)	90 (57, 123)	3.6 (2.2, 5.1)	5 (3.1, 6.8)	2.2 (1.4, 3.0)	4.0 (2.5, 5.4)
Age 70 and over	0.0028	2.2 (1.6, 2.9)	139 (125, 152)	0 (0, 0)	1 (0, 1)	0 (0, 0)	1 (1, 2)	83 (54, 114)	279 (176, 389)	79 (53, 107)	440 (286, 606)	2.1 (1.4, 2.9)	2 (1.5, 3.4)	1.5 (1.0, 2.0)	2.2 (1.4, 3.0)
Overall	0.0406	2.2 (1.6, 2.9)	132 (121, 142)	1 (1, 2)	3 (2, 4)	1 (0, 1)	5 (3, 6)	32 (20, 46)	65 (41, 90)	17 (11, 23)	114 (73, 156)	3.2 (2.0, 4.5)	4 (2.4, 5.2)	1.9 (1.3, 2.6)	3.3 (2.1, 4.5)
							Kuwait								
Under age 70	1.51	3.8 (3.3, 4.4)	124 (118, 130)	116 (72, 168)	36 (23, 50)	33 (22, 44)	185 (120, 257)	76 (48, 111)	24 (15, 33)	22 (14, 29)	122 (79, 170)	14.3 (8.9, 20.8)	18 (11.6, 25.0)	14.1 (9.2, 19.0)	15.3 (9.9, 21.3)
Age 70 and over	0.0687	3.9 (3.3, 4.5)	140 (129, 151)	65 (43, 89)	37 (24, 50)	33 (22, 44)	135 (90, 182)	950 (624, 1304)	536 (350, 728)	481 (323, 640)	1967 (1312, 2648)	8.7 (5.7, 12.0)	9 (5.9, 12.3)	11.0 (7.4, 14.7)	9.6 (6.4, 12.9)
Overall	1.58	3.9 (3.3, 4.4)	132 (123, 141)	181 (117, 247)	73 (47, 98)	66 (44, 88)	320 (211, 434)	114 (74, 158)	46 (30, 63)	42 (28, 56)	202 (133, 275)	11.6 (7.5, 16.1)	12 (7.8, 16.3)	12.4 (8.3, 16.5)	12.2 (8.1, 16.6)
							Kyrgyzstan								
Under age 70	2.28	5.4 (4.1, 6.7)	130 (121, 140)	626 (419, 844)	687 (475, 888)	160 (108, 211)	1474 (1016, 1910)	274 (183, 370)	301 (208, 390)	70 (47, 92)	645 (445, 839)	26.2 (17.5, 35.3)	34 (23.6, 44.1)	17.9 (12.0, 23.6)	28.5 (19.6, 37.0)
Age 70 and over	0.236	5.5 (4.2, 6.7)	150 (134, 165)	1011 (632, 1447)	617 (404, 830)	93 (63, 122)	1721 (1144, 2345)	4278 (2675, 6166)	2611 (1709, 3515)	393 (269, 518)	7282 (4839, 9938)	13.6 (8.5, 19.6)	15 (10.1, 20.8)	18.6 (12.7, 24.5)	14.5 (9.6, 19.8)
Overall	2.52	5.4 (4.2, 6.7)	140 (127, 153)	1637 (1084, 2231)	1305 (889, 1702)	253 (171, 332)	3195 (2169, 4207)	650 (430, 887)	518 (353, 681)	100 (68, 132)	1268 (861, 1701)	16.6 (11.0, 22.7)	22 (14.8, 28.5)	18.1 (12.3, 23.8)	18.7 (12.7, 25.1)
							Lao People's Democratic Republic								
Under age 70	2.4	4.5 (3.4, 5.6)	124 (117, 131)	329 (212, 456)	351 (236, 469)	144 (95, 190)	824 (552, 1091)	137 (88, 191)	146 (98, 196)	60 (40, 79)	344 (230, 457)	18.2 (11.7, 25.3)	24 (16.4, 32.6)	14.3 (9.5, 18.9)	20.1 (13.4, 26.7)
Age 70 and over	0.24	4.5 (3.4, 5.6)	139 (126, 152)	291 (187, 403)	317 (203, 435)	131 (87, 172)	739 (487, 995)	1213 (777, 1682)	1321 (846, 1812)	545 (364, 719)	3079 (2027, 4144)	10.2 (6.5, 14.1)	11 (7.3, 15.7)	10.8 (7.2, 14.2)	11.1 (7.3, 14.9)
Overall	2.64	4.5 (3.4, 5.6)	131 (121, 141)	620 (408, 839)	668 (441, 893)	275 (184, 361)	1564 (1029, 2084)	235 (155, 319)	253 (167, 339)	104 (70, 137)	592 (390, 792)	13.3 (8.7, 18.0)	16 (10.5, 21.2)	12.4 (8.3, 16.3)	14.5 (9.5, 19.4)
							Latvia								
Under age 70	1.23	4.2 (3.2, 5.2)	132 (122, 141)	286 (185, 392)	149 (103, 193)	108 (74, 142)	542 (369, 715)	232 (151, 320)	121 (84, 157)	88 (60, 115)	441 (300, 583)	19.3 (12.6, 26.6)	25 (17.3, 32.3)	12.9 (8.8, 17.0)	19.4 (13.2, 25.7)
Age 70 and over	0.39	4.3 (3.2, 5.3)	152 (136, 168)	775 (441, 1164)	455 (290, 648)	92 (63, 123)	1321 (819, 1869)	1984 (1130, 3006)	1164 (744, 1662)	237 (161, 317)	3385 (2099, 4806)	8.6 (4.9, 13.1)	8 (5.3, 11.8)	9.6 (6.5, 12.8)	8.6 (5.4, 12.3)
Overall	1.62	4.2 (3.2, 5.2)	142 (129, 155)	1060 (646, 1507)	603 (392, 838)	200 (137, 265)	1864 (1202, 2538)	654 (399, 936)	373 (242, 518)	123 (85, 164)	1150 (742, 1568)	10.2 (6.2, 14.5)	10 (6.4, 13.7)	11.1 (7.6, 14.7)	10.3 (6.6, 14.0)
							Lebanon								
Under age 70	2.11	3.1 (2.6, 3.7)	127 (118, 136)	128 (83, 176)	61 (40, 81)	30 (20, 40)	219 (146, 295)	61 (39, 83)	29 (19, 39)	14 (9, 19)	104 (69, 140)	10.1 (6.5, 13.8)	12 (8.2, 16.6)	8.7 (5.7, 11.5)	10.6 (7.1, 14.4)
Age 70 and over	0.309	3.2 (2.6, 3.7)	145 (129, 160)	235 (147, 336)	68 (44, 95)	64 (42, 86)	367 (235, 511)	762 (475, 1090)	220 (142, 308)	206 (137, 280)	1189 (761, 1657)	5.2 (3.2, 7.4)	5 (3.1, 6.6)	5.6 (3.7, 7.6)	5.3 (3.4, 7.3)
Overall	2.42	3.2 (2.6, 3.7)	136 (124, 148)	363 (236, 502)	129 (85, 173)	94 (63, 126)	586 (379, 802)	150 (98, 208)	53 (35, 72)	39 (26, 52)	242 (157, 331)	6.2 (4.1, 8.6)	7 (4.4, 9.0)	6.3 (4.2, 8.5)	6.5 (4.2, 8.9)
							Lesotho								
Under age 70	0.759	2.6 (2.0, 3.3)	131 (121, 140)	22 (13, 31)	63 (39, 88)	42 (27, 58)	127 (80, 177)	29 (18, 41)	83 (52, 117)	55 (35, 77)	167 (106, 233)	9.8 (6.0, 14.1)	13 (8.1, 18.4)	8.9 (5.7, 12.5)	11.4 (7.3, 15.9)
Age 70 and over	0.0931	2.7 (2.0, 3.3)	150 (134, 166)	28 (18, 40)	68 (44, 94)	53 (35, 73)	149 (98, 203)	302 (197, 426)	726 (473, 1018)	567 (372, 781)	1595 (1050, 2192)	5.4 (3.5, 7.6)	6 (3.9, 8.4)	5.9 (3.9, 8.1)	6.2 (4.1, 8.5)
Overall	0.852	2.7 (2.0, 3.3)	140 (128, 153)	50 (32, 70)	131 (84, 181)	95 (61, 130)	275 (178, 378)	59 (38, 82)	153 (99, 213)	111 (72, 153)	323 (209, 445)	6.8 (4.4, 9.5)	8 (5.2, 11.3)	7.0 (4.5, 9.6)	7.8 (5.1, 10.8)
							Liberia								
Under age 70	1.37	2.7 (2.0, 3.4)	131 (122, 140)	35 (23, 49)	70 (45, 98)	21 (14, 30)	126 (81, 176)	26 (17, 36)	51 (33, 72)	16 (10, 22)	92 (60, 129)	10.1 (6.5, 14.2)	14 (8.7, 19.2)	8.3 (5.4, 11.6)	11.7 (7.6, 16.4)
Age 70 and over	0.112	2.7 (2.0, 3.4)	151 (135, 166)	29 (19, 41)	53 (34, 73)	18 (11, 24)	100 (65, 137)	264 (172, 368)	472 (305, 653)	158 (102, 217)	894 (581, 1225)	5.9 (3.9, 8.3)	7 (4.5, 9.6)	6.2 (4.0, 8.5)	6.7 (4.3, 9.1)
Overall	1.48	2.7 (2.0, 3.4)	141 (129, 153)	64 (42, 88)	123 (79, 170)	39 (25, 54)	226 (147, 312)	44 (28, 60)	83 (53, 115)	26 (17, 36)	153 (99, 211)	7.6 (5.0, 10.5)	10 (6.2, 13.4)	7.2 (4.6, 9.9)	8.8 (5.7, 12.1)
							Libyan Arab Jamahiriya								
Under age 70	3.02	4.3 (3.2, 5.3)	134 (129, 140)	379 (245, 516)	230 (155, 309)	134 (90, 176)	743 (491, 989)	125 (81, 171)	76 (51, 102)	44 (30, 58)	246 (162, 327)	18.7 (12.1, 25.5)	24 (16.4, 32.6)	15.8 (10.6, 20.8)	20.1 (13.2, 26.7)
Age 70 and over	0.274	4.3 (3.3, 5.3)	155 (145, 165)	393 (249, 551)	262 (168, 358)	164 (109, 221)	819 (535, 1112)	1435 (910, 2018)	957 (615, 1310)	599 (398, 810)	2992 (1956, 4063)	10.7 (6.8, 15.1)	11 (7.1, 15.1)	11.4 (7.6, 15.4)	11.3 (7.4, 15.3)
Overall	3.3	4.3 (3.2, 5.3)	145 (137, 152)	772 (503, 1048)	492 (329, 655)	298 (203, 394)	1563 (1052, 2080)	234 (153, 318)	149 (100, 199)	90 (61, 120)	474 (319, 632)	13.6 (8.8, 18.4)	15 (9.9, 19.7)	13.0 (8.8, 17.3)	14.2 (9.6, 19.0)
							Lithuania								
Under age 70	1.8	4.1 (3.1, 5.0)	133 (125, 141)	366 (238, 510)	152 (105, 198)	114 (79, 149)	633 (426, 845)	204 (133, 284)	85 (59, 110)	64 (44, 83)	352 (237, 470)	18.7 (12.1, 26.0)	24 (16.5, 31.1)	12.9 (9.0, 16.9)	18.8 (12.7, 25.2)
Age 70 and over	0.539	4.1 (3.2, 5.1)	153 (140, 167)	1060 (622, 1575)	395 (251, 559)	97 (65, 129)	1552 (971, 2202)	1968 (1154, 2929)	734 (467, 1038)	180 (121, 241)	2881 (1803, 4086)	8.1 (4.7, 12.0)	8 (5.1, 11.4)	8.6 (5.8, 11.5)	8.2 (5.1, 11.6)
Overall	2.34	4.1 (3.2, 5.1)	143 (132, 154)	1427 (900, 2041)	548 (358, 749)	211 (146, 276)	2185 (1423, 3001)	611 (385, 875)	234 (153, 321)	90 (63, 118)	935 (609, 1299)	9.5 (6.0, 13.6)	10 (6.5, 13.6)	10.5 (7.3, 13.8)	9.8 (6.4, 13.6)
							Luxembourg								
Under age 70	0.282	4.1 (3.1, 5.1)	125 (116, 134)	16 (10, 22)	6 (4, 9)	5 (3, 6)	27 (18, 36)	55 (36, 76)	23 (15, 30)	16 (11, 21)	95 (64, 127)	17.1 (11.1, 23.7)	22 (14.8, 29.4)	11.0 (7.8, 14.4)	17.1 (11.7, 23.1)
Age 70 and over	0.0706	4.1 (3.1, 5.1)	142 (127, 157)	42 (24, 62)	24 (15, 36)	20 (13, 28)	86 (55, 122)	595 (341, 882)	342 (206, 511)	284 (186, 391)	1221 (773, 1723)	6.9 (4.0, 10.3)	6 (3.7, 9.3)	5.3 (3.5, 7.3)	6.6 (4.2, 9.3)
Overall	0.352	4.1 (3.1, 5.1)	134 (122, 146)	58 (35, 83)	31 (20, 44)	25 (16, 33)	113 (73, 156)	164 (100, 234)	87 (55, 124)	70 (47, 94)	320 (208, 443)	8.3 (5.1, 11.9)	7 (4.7, 10.4)	5.9 (3.9, 8.0)	7.7 (5.0, 10.6)

							Macedonia (Former Yugoslav Republic of)								
Under age 70	1.14	3.9 (3.0, 4.8)	131 (121, 140)	159 (108, 217)	147 (100, 197)	41 (29, 53)	347 (242, 458)	139 (95, 190)	129 (88, 174)	36 (25, 47)	304 (212, 402)	16.9 (11.5, 23.0)	22 (14.9, 29.4)	13.0 (9.0, 16.8)	18.4 (12.8, 24.3)
Age 70 and over	0.243	4.0 (3.0, 4.9)	150 (134, 166)	298 (189, 429)	446 (295, 613)	167 (112, 225)	911 (609, 1254)	1223 (776, 1762)	1831 (1210, 2520)	687 (461, 924)	3740 (2502, 5194)	8.4 (5.3, 12.2)	8 (5.6, 11.6)	8.8 (5.9, 11.8)	8.7 (5.8, 12.1)
Overall	1.38	3.9 (3.0, 4.9)	141 (128, 153)	456 (301, 633)	593 (400, 810)	209 (142, 275)	1258 (865, 1706)	330 (218, 457)	428 (289, 586)	151 (103, 200)	908 (624, 1235)	10.2 (6.7, 14.1)	10 (6.7, 13.6)	9.4 (6.4, 12.4)	10.2 (7.0, 13.8)
							Madagascar								
Under age 70	7.03	2.2 (1.7, 2.7)	133 (126, 140)	210 (126, 300)	445 (281, 631)	117 (73, 164)	771 (490, 1075)	30 (18, 43)	63 (40, 91)	17 (10, 23)	110 (70, 153)	5.5 (3.3, 7.8)	7 (4.7, 10.6)	3.9 (2.4, 5.5)	6.2 (3.9, 8.7)
Age 70 and over	0.651	2.2 (1.7, 2.7)	151 (138, 164)	145 (89, 203)	355 (225, 489)	100 (64, 137)	600 (382, 824)	223 (136, 313)	546 (345, 759)	153 (98, 212)	923 (588, 1269)	3.0 (1.8, 4.2)	3 (2.1, 4.7)	2.7 (1.7, 3.8)	3.2 (2.1, 4.5)
Overall	7.68	2.2 (1.7, 2.7)	142 (132, 152)	355 (221, 497)	800 (508, 1108)	217 (137, 301)	1372 (871, 1898)	46 (29, 65)	104 (66, 144)	28 (18, 40)	179 (113, 248)	4.1 (2.5, 5.7)	5 (3.1, 6.7)	3.3 (2.1, 4.6)	4.4 (2.8, 6.1)
							Malawi								
Under age 70	4.58	1.7 (1.4, 1.9)	135 (130, 140)	22 (14, 32)	44 (27, 62)	16 (10, 23)	82 (52, 115)	5 (3, 7)	10 (6, 13)	4 (2, 5)	18 (11, 25)	1.0 (0.7, 1.5)	1 (0.9, 2.0)	0.7 (0.4, 1.0)	1.1 (0.7, 1.6)
Age 70 and over	0.46	1.7 (1.4, 2.0)	153 (143, 164)	19 (12, 27)	44 (27, 62)	15 (10, 21)	79 (50, 108)	42 (26, 58)	96 (59, 134)	33 (21, 46)	171 (109, 236)	0.6 (0.4, 0.8)	1 (0.4, 1.0)	0.5 (0.3, 0.7)	0.7 (0.4, 0.9)
Overall	5.04	1.7 (1.4, 2.0)	144 (136, 152)	41 (26, 58)	88 (56, 123)	32 (20, 44)	161 (103, 223)	8 (5, 11)	17 (11, 24)	6 (4, 9)	32 (20, 44)	0.8 (0.5, 1.1)	1 (0.6, 1.3)	0.6 (0.4, 0.9)	0.8 (0.5, 1.2)
							Malaysia								
Under age 70	13.3	3.6 (3.1, 4.1)	124 (118, 131)	1202 (798, 1626)	733 (498, 993)	330 (222, 433)	2265 (1547, 2971)	90 (60, 122)	55 (37, 75)	25 (17, 33)	170 (116, 223)	13.4 (8.9, 18.1)	17 (11.8, 23.6)	10.0 (6.8, 13.2)	14.1 (9.7, 18.6)
Age 70 and over	1.35	3.6 (3.1, 4.1)	139 (129, 149)	1230 (794, 1696)	740 (487, 1017)	317 (214, 420)	2288 (1504, 3078)	908 (586, 1261)	547 (360, 751)	234 (158, 311)	1689 (1110, 2273)	7.0 (4.5, 9.8)	8 (5.1, 10.7)	5.9 (4.0, 7.9)	7.2 (4.8, 9.7)
Overall	14.7	3.6 (3.1, 4.1)	132 (123, 140)	2432 (1636, 3232)	1474 (984, 1959)	647 (438, 853)	4553 (3078, 6011)	166 (111, 220)	100 (67, 134)	44 (30, 58)	310 (210, 411)	9.2 (6.2, 12.2)	11 (7.1, 14.3)	7.5 (5.1, 9.9)	9.6 (6.5, 12.7)
							Maldives								
Under age 70	0.138	3.3 (2.2, 4.5)	125 (115, 135)	2 (1, 3)	2 (1, 3)	2 (1, 2)	6 (4, 8)	14 (9, 19)	16 (10, 21)	13 (8, 17)	43 (29, 57)	11.2 (7.3, 15.4)	15 (10.1, 20.9)	7.2 (4.7, 9.8)	11.2 (7.5, 15.1)
Age 70 and over	0.0165	3.4 (2.2, 4.5)	141 (124, 158)	5 (3, 7)	5 (4, 8)	3 (2, 4)	13 (9, 18)	311 (194, 435)	331 (219, 456)	161 (107, 215)	803 (520, 1099)	6.0 (3.8, 8.4)	7 (4.7, 9.8)	4.5 (3.0, 6.1)	6.2 (4.0, 8.5)
Overall	0.155	3.3 (2.2, 4.5)	133 (119, 146)	7 (5, 10)	8 (5, 10)	4 (3, 6)	19 (13, 26)	46 (29, 63)	49 (33, 67)	29 (19, 38)	124 (82, 168)	6.9 (4.4, 9.5)	8 (5.6, 11.3)	5.3 (3.5, 7.1)	7.2 (4.8, 9.8)
							Mali								
Under age 70	4.75	3.2 (2.4, 4.0)	127 (119, 134)	217 (135, 308)	382 (241, 537)	140 (87, 196)	739 (470, 1031)	46 (28, 65)	80 (51, 113)	30 (18, 41)	156 (99, 217)	14.3 (8.8, 20.3)	19 (12.2, 27.3)	11.2 (6.9, 15.7)	16.2 (10.3, 22.6)
Age 70 and over	0.338	3.2 (2.4, 4.0)	147 (134, 160)	177 (112, 243)	275 (176, 379)	99 (64, 134)	551 (356, 757)	522 (331, 719)	813 (521, 1125)	294 (190, 398)	1629 (1052, 2243)	9.0 (5.7, 12.4)	11 (6.8, 14.7)	9.2 (5.9, 12.4)	10.0 (6.5, 13.8)
Overall	5.09	3.2 (2.4, 4.0)	137 (126, 147)	394 (255, 548)	657 (425, 909)	240 (151, 331)	1290 (840, 1788)	77 (50, 108)	129 (83, 179)	47 (30, 65)	253 (165, 352)	11.3 (7.3, 15.7)	14 (9.3, 20.0)	10.3 (6.5, 14.2)	12.8 (8.4, 17.8)
							Malta								
Under age 70	0.236	4.1 (3.6, 4.7)	127 (119, 135)	17 (11, 23)	5 (3, 6)	3 (2, 4)	25 (17, 33)	70 (46, 96)	21 (14, 27)	13 (9, 17)	105 (71, 140)	17.6 (11.7, 24.0)	23 (15.5, 29.5)	12.2 (8.5, 15.8)	17.9 (12.2, 23.9)
Age 70 and over	0.0586	4.1 (3.6, 4.7)	144 (130, 158)	55 (32, 80)	22 (14, 31)	11 (8, 15)	88 (55, 121)	936 (549, 1361)	381 (239, 538)	189 (128, 254)	1506 (945, 2067)	7.6 (4.4, 11.0)	7 (4.3, 9.8)	6.6 (4.5, 8.8)	7.4 (4.7, 10.2)
Overall	0.295	4.1 (3.6, 4.7)	135 (124, 146)	71 (44, 101)	27 (18, 38)	14 (10, 19)	113 (74, 153)	242 (150, 342)	92 (60, 128)	48 (33, 64)	383 (250, 519)	8.7 (5.4, 12.3)	8 (5.1, 11.0)	7.3 (5.0, 9.7)	8.5 (5.5, 11.5)
							Marshall Islands								
Under age 70	0.025	2.6 (1.9, 3.2)	123 (115, 132)	1 (1, 2)	1 (1, 2)	0 (0, 1)	3 (2, 4)	51 (32, 73)	46 (30, 63)	19 (12, 26)	115 (75, 159)	5.6 (3.6, 8.1)	8 (4.9, 10.4)	3.5 (2.3, 4.8)	5.9 (3.8, 8.1)
Age 70 and over	0.00186	2.6 (2.0, 3.2)	142 (128, 156)	0 (0, 1)	1 (0, 1)	0 (0, 0)	1 (1, 2)	205 (133, 288)	348 (225, 481)	161 (109, 214)	715 (470, 971)	3.4 (2.2, 4.8)	4 (2.5, 5.2)	2.5 (1.7, 3.4)	3.5 (2.3, 4.7)
Overall	0.0268	2.6 (2.0, 3.2)	133 (122, 144)	2 (1, 2)	2 (1, 2)	1 (1, 1)	4 (3, 6)	61 (39, 86)	67 (44, 92)	29 (19, 38)	157 (104, 215)	4.9 (3.1, 6.8)	6 (3.7, 7.6)	3.1 (2.0, 4.1)	4.8 (3.2, 6.6)
							Mauritania								
Under age 70	1.3	3.0 (2.2, 3.7)	130 (121, 140)	52 (33, 73)	96 (61, 132)	31 (20, 42)	179 (115, 243)	40 (25, 56)	74 (47, 103)	24 (15, 33)	138 (89, 188)	13.4 (8.3, 18.6)	18 (11.6, 25.4)	10.7 (6.9, 14.7)	15.3 (9.8, 20.9)
Age 70 and over	0.0932	3.0 (2.3, 3.8)	150 (134, 165)	37 (24, 52)	61 (39, 83)	22 (14, 30)	120 (78, 165)	402 (261, 557)	650 (419, 888)	236 (154, 321)	1289 (841, 1775)	8.2 (5.3, 11.4)	10 (6.3, 13.3)	8.1 (5.3, 11.1)	9.2 (6.0, 12.7)
Overall	1.39	3.0 (2.3, 3.7)	140 (128, 152)	90 (57, 124)	156 (102, 215)	53 (34, 73)	299 (195, 410)	65 (41, 90)	112 (73, 155)	38 (25, 52)	215 (140, 295)	10.6 (6.7, 14.7)	14 (8.9, 18.8)	9.5 (6.1, 13.0)	12.1 (7.9, 16.6)
							Mauritius								
Under age 70	0.709	5.5 (4.1, 6.8)	132 (122, 142)	223 (154, 299)	136 (96, 174)	76 (56, 93)	435 (305, 561)	315 (218, 423)	192 (136, 246)	107 (79, 132)	614 (431, 793)	38.9 (26.9, 52.2)	50 (35.1, 63.6)	38.6 (28.6, 47.8)	42.9 (30.1, 55.4)
Age 70 and over	0.0895	5.5 (4.1, 6.9)	152 (135, 168)	252 (152, 362)	166 (107, 227)	107 (73, 138)	526 (348, 708)	2820 (1697, 4052)	1859 (1192, 2534)	1197 (818, 1550)	5876 (3886, 7922)	20.0 (12.0, 28.8)	19 (12.4, 26.3)	25.1 (17.1, 32.5)	21.1 (14.0, 28.5)
Overall	0.798	5.5 (4.1, 6.9)	142 (128, 155)	476 (315, 638)	303 (205, 394)	183 (129, 232)	961 (660, 1258)	596 (395, 801)	379 (257, 495)	229 (162, 290)	1204 (827, 1576)	25.9 (17.2, 34.8)	27 (18.1, 34.8)	29.3 (20.7, 37.2)	27.4 (18.8, 35.9)
							Mexico								
Under age 70	52.4	2.8 (2.5, 3.1)	124 (118, 130)	1347 (854, 1906)	751 (484, 1015)	395 (260, 531)	2493 (1630, 3413)	26 (16, 36)	14 (9, 19)	8 (5, 10)	48 (31, 65)	7.1 (4.5, 10.0)	9 (6.0, 12.5)	6.1 (4.0, 8.2)	7.6 (5.0, 10.5)
Age 70 and over	7.2	2.8 (2.5, 3.1)	136 (127, 145)	1873 (1147, 2755)	928 (596, 1308)	753 (493, 1026)	3554 (2278, 4951)	260 (159, 384)	129 (83, 182)	105 (69, 143)	494 (316, 690)	3.2 (1.9, 4.7)	3 (2.1, 4.5)	3.9 (2.5, 5.3)	3.4 (2.2, 4.7)
Overall	59.6	2.8 (2.5, 3.1)	130 (123, 137)	3220 (2042, 4522)	1679 (1075, 2317)	1148 (760, 1548)	6047 (3913, 8251)	54 (34, 76)	28 (18, 39)	19 (13, 26)	101 (66, 138)	4.1 (2.6, 5.8)	5 (2.9, 6.3)	4.4 (2.9, 6.0)	4.4 (2.8, 6.0)
							Micronesia (Federated States of)								
Under age 70	0.0413	2.6 (2.0, 3.2)	128 (120, 136)	3 (2, 4)	3 (2, 4)	1 (0, 1)	6 (4, 8)	63 (40, 90)	66 (43, 91)	18 (12, 24)	148 (98, 202)	6.2 (3.9, 8.8)	8 (5.5, 11.5)	3.9 (2.6, 5.3)	6.7 (4.4, 9.2)
Age 70 and over	0.00407	2.6 (2.0, 3.2)	144 (130, 158)	1 (1, 1)	2 (1, 3)	1 (0, 1)	3 (2, 4)	219 (137, 302)	443 (286, 616)	133 (89, 180)	795 (519, 1089)	3.2 (2.0, 4.4)	3 (2.2, 4.8)	2.5 (1.7, 3.4)	3.3 (2.1, 4.5)
Overall	0.0454	2.6 (2.0, 3.2)	136 (125, 147)	4 (2, 5)	5 (3, 6)	1 (1, 2)	9 (6, 13)	77 (51, 108)	100 (66, 136)	28 (19, 38)	206 (136, 279)	5.0 (3.3, 7.0)	5 (3.6, 7.3)	3.2 (2.1, 4.2)	4.9 (3.2, 6.7)
							Moldova								
Under age 70	1.94	4.0 (3.0, 5.0)	131 (121, 140)	455 (314, 623)	354 (244, 465)	82 (57, 107)	891 (617, 1183)	235 (162, 322)	183 (126, 241)	42 (30, 55)	460 (319, 611)	17.0 (11.7, 23.3)	22 (15.4, 29.4)	13.1 (9.1, 17.2)	18.6 (12.9, 24.7)
Age 70 and over	0.398	4.0 (3.0, 5.0)	151 (134, 167)	1141 (696, 1631)	499 (324, 689)	79 (53, 105)	1720 (1110, 2414)	2864 (1747, 4096)	1253 (814, 1730)	199 (134, 265)	4315 (2786, 6072)	8.3 (5.0, 11.8)	10 (6.3, 13.3)	12.7 (8.6, 17.0)	8.8 (5.7, 12.4)
Overall	2.33	4.0 (3.0, 5.0)	141 (128, 154)	1597 (1041, 2202)	853 (572, 1141)	161 (111, 212)	2611 (1735, 3519)	684 (446, 944)	365 (245, 490)	69 (48, 91)	1119 (743, 1518)	9.7 (6.3, 13.3)	13 (8.5, 16.9)	12.9 (8.9, 17.0)	10.7 (7.1, 14.6)
							Mongolia								
Under age 70	1.29	5.2 (4.7, 5.6)	132 (128, 137)	400 (263, 549)	459 (310, 602)	128 (86, 170)	988 (663, 1304)	311 (204, 426)	357 (241, 468)	99 (67, 132)	767 (515, 1013)	24.4 (16.1, 33.5)	33 (22.0, 42.7)	16.9 (11.3, 22.5)	26.7 (17.9, 35.3)
Age 70 and over	0.112	5.2 (4.8, 5.7)	152 (142, 161)	384 (245, 541)	310 (200, 430)	95 (65, 126)	789 (524, 1069)	3415 (2181, 4826)	2758 (1783, 3824)	846 (577, 1125)	7019 (4663, 9522)	13.4 (8.6, 19.0)	16 (10.2, 21.8)	14.4 (9.8, 19.2)	14.6 (9.7, 19.9)
Overall	1.4	5.2 (4.7, 5.7)	142 (135, 149)	784 (526, 1074)	769 (523, 1027)	223 (149, 293)	1776 (1210, 2365)	560 (376, 768)	550 (374, 738)	159 (107, 209)	1269 (865, 1695)	17.5 (11.7, 23.9)	23 (15.5, 30.6)	15.8 (10.6, 20.7)	19.6 (13.3, 26.1)
							Montenegro								
Under age 70	0.34	3.6 (2.8, 4.5)	131 (122, 141)	42 (28, 59)	30 (20, 40)	15 (11, 20)	88 (60, 117)	125 (82, 173)	88 (60, 118)	46 (31, 60)	259 (178, 345)	15.1 (9.9, 21.0)	20 (13.3, 26.5)	8.3 (5.7, 10.8)	14.8 (10.2, 19.8)
Age 70 and over	0.0787	3.7 (2.8, 4.5)	151 (135, 167)	77 (46, 111)	79 (50, 112)	48 (30, 67)	204 (132, 277)	973 (583, 1405)	1009 (630, 1423)	605 (387, 849)	2587 (1683, 3522)	7.8 (4.6, 11.2)	8 (4.7, 10.6)	4.1 (2.6, 5.7)	6.7 (4.3, 9.1)
Overall	0.418	3.7 (2.8, 4.5)	141 (128, 154)	119 (74, 164)	109 (72, 150)	63 (42, 87)	292 (192, 388)	285 (178, 393)	262 (172, 359)	151 (101, 208)	697 (460, 929)	9.4 (5.9, 13.0)	9 (6.0, 12.4)	4.6 (3.1, 6.4)	8.0 (5.3, 10.7)
							Morocco								
Under age 70	15	4.3 (3.3, 5.4)	126 (117, 135)	964 (624, 1323)	1096 (727, 1468)	777 (524, 1019)	2836 (1901, 3750)	64 (42, 89)	73 (49, 99)	52 (35, 68)	189 (127, 251)	17.4 (11.2, 23.9)	23 (15.2, 30.9)	15.1 (10.2, 19.8)	19.2 (12.9, 25.5)
Age 70 and over	1.75	4.4 (3.3, 5.4)	143 (127, 159)	1165 (733, 1639)	1451 (955, 1963)	1069 (713, 1428)	3685 (2449, 4959)	664 (418, 934)	827 (544, 1120)	609 (406, 816)	2100 (1396, 2832)	9.7 (6.1, 13.6)	10 (6.6, 13.7)	10.4 (6.9, 13.9)	10.5 (7.0, 14.1)
Overall	16.7	4.4 (3.3, 5.4)	134 (122, 147)	2129 (1367, 2900)	2548 (1694, 3389)	1845 (1242, 2448)	6522 (4372, 8705)	127 (82, 174)	152 (101, 203)	110 (74, 147)	390 (261, 520)	12.1 (7.8, 16.5)	13 (8.8, 17.7)	11.9 (8.0, 15.8)	13.0 (8.7, 17.4)
							Mozambique								
Under age 70	7.7	2.3 (1.7, 2.8)	136 (129, 142)	69 (43, 99)	220 (141, 308)	87 (56, 121)	376 (243, 524)	9 (6, 13)	29 (18, 40)	11 (7, 16)	49 (32, 68)	6.0 (3.8, 8.7)	9 (5.7, 12.4)	4.3 (2.7, 5.9)	7.0 (4.5, 9.8)
Age 70 and over	0.773	2.3 (1.7, 2.8)	157 (144, 169)	80 (50, 113)	235 (149, 328)	95 (61, 131)	410 (261, 564)	104 (65, 147)	304 (193, 424)	123 (79, 169)	530 (337, 732)	3.4 (2.1, 4.7)	4 (2.6, 5.7)	3.0 (2.0, 4.2)	3.8 (2.4, 5.2)
Overall	8.47	2.3 (1.7, 2.8)	146 (136, 156)	149 (95, 207)	455 (298, 629)	182 (116, 253)	786 (511, 1084)	18 (11, 24)	54 (35, 74)	22 (14, 30)	93 (60, 129)	4.2 (2.7, 5.9)	6 (3.6, 7.7)	3.5 (2.2, 4.9)	4.9 (3.2, 6.7)
							Myanmar								
Under age 70	24.3	4.5 (3.4, 5.6)	123 (114, 133)	1719 (1136, 2341)	4358 (2877, 5804)	1617 (1089, 2128)	7694 (5153, 10083)	71 (47, 97)	180 (119, 239)	67 (45, 88)	317 (212, 416)	18.8 (12.4, 25.9)	25 (16.7, 33.7)	15.9 (10.7, 20.9)	21.9 (14.7, 28.7)
Age 70 and over	2.46	4.6 (3.4, 5.7)	139 (124, 155)	1801 (1175, 2489)	4018 (2661, 5438)	1422 (958, 1884)	7241 (4805, 9698)	732 (478, 1014)	1634 (1082, 2212)	578 (390, 767)	2944 (1954, 3963)	10.0 (6.5, 13.8)	11 (7.5, 15.4)	11.3 (7.6, 15.0)	11.3 (7.5, 15.2)

Overall	26.7	4.5 (3.4, 5.6)	131 (119, 144)	3520 (2347, 4705)	8376 (5527, 11095)	3039 (2047, 4003)	14935 (9998, 19784)	132 (88, 176)	314 (207, 416)	114 (77, 150)	559 (374, 741)	12.9 (8.6, 17.3)	16 (10.5, 21.1)	13.4 (9.0, 17.7)	15.1 (10.1, 19.9)
							Namibia								
Under age 70	0.885	2.7 (2.0, 3.3)	134 (127, 141)	30 (19, 43)	66 (43, 93)	55 (36, 75)	151 (99, 207)	34 (22, 49)	75 (48, 105)	62 (41, 85)	171 (112, 234)	10.5 (6.7, 14.9)	14 (9.0, 19.5)	10.0 (6.6, 13.7)	12.2 (8.0, 16.7)
Age 70 and over	0.0838	2.7 (2.1, 3.3)	151 (139, 164)	29 (18, 41)	55 (34, 76)	52 (33, 70)	135 (87, 185)	344 (216, 484)	653 (410, 911)	618 (397, 846)	1614 (1044, 2213)	5.7 (3.6, 8.0)	6 (3.9, 8.6)	6.4 (4.1, 8.7)	6.5 (4.2, 8.9)
Overall	0.969	2.7 (2.0, 3.3)	143 (133, 152)	59 (38, 82)	121 (78, 168)	107 (70, 147)	287 (184, 390)	61 (39, 85)	125 (80, 174)	110 (72, 152)	296 (190, 404)	7.4 (4.7, 10.3)	9 (5.7, 12.3)	7.8 (5.1, 10.8)	8.6 (5.5, 11.7)
							Nepal								
Under age 70	11.7	3.9 (3.0, 4.9)	125 (115, 134)	634 (413, 875)	543 (365, 732)	340 (227, 453)	1517 (1021, 2024)	54 (35, 75)	47 (31, 63)	29 (19, 39)	130 (88, 174)	14.1 (9.2, 19.5)	19 (12.8, 25.8)	11.6 (7.7, 15.5)	15.4 (10.4, 20.6)
Age 70 and over	1.25	4.0 (3.0, 4.9)	141 (125, 157)	597 (384, 821)	671 (448, 913)	403 (270, 536)	1671 (1107, 2252)	478 (307, 659)	537 (359, 732)	322 (216, 430)	1337 (886, 1803)	8.3 (5.3, 11.4)	9 (6.0, 12.3)	9.3 (6.3, 12.5)	9.1 (6.0, 12.3)
Overall	12.9	3.9 (3.0, 4.9)	133 (120, 146)	1231 (803, 1678)	1214 (811, 1625)	743 (495, 984)	3188 (2132, 4237)	95 (62, 130)	94 (63, 126)	58 (38, 76)	247 (165, 330)	10.5 (6.9, 14.4)	12 (7.9, 15.8)	10.3 (6.8, 13.6)	11.3 (7.6, 15.1)
							Netherlands								
Under age 70	9.08	3.3 (3.0, 3.7)	125 (119, 131)	303 (191, 423)	140 (96, 190)	87 (62, 111)	530 (357, 709)	33 (21, 47)	15 (11, 21)	10 (7, 12)	58 (39, 78)	11.5 (7.3, 16.1)	14 (9.7, 19.3)	7.4 (5.3, 9.5)	11.5 (7.7, 15.3)
Age 70 and over	2.57	3.4 (3.0, 3.7)	144 (135, 154)	833 (463, 1248)	459 (282, 677)	416 (277, 565)	1708 (1067, 2384)	324 (180, 485)	178 (110, 264)	161 (108, 220)	664 (415, 928)	4.8 (2.7, 7.2)	4 (2.6, 6.2)	3.5 (2.3, 4.8)	4.4 (2.8, 6.2)
Overall	11.7	3.3 (3.0, 3.7)	135 (127, 142)	1137 (684, 1634)	600 (382, 858)	502 (340, 675)	2239 (1451, 3061)	98 (59, 142)	51 (33, 74)	43 (29, 58)	192 (125, 265)	5.7 (3.4, 8.2)	5 (3.2, 7.2)	3.8 (2.6, 5.2)	5.2 (3.4, 7.1)
							New Zealand								
Under age 70	2.27	3.5 (3.2, 3.7)	122 (114, 129)	98 (65, 136)	29 (19, 39)	22 (15, 28)	148 (100, 197)	43 (29, 60)	13 (8, 17)	9 (7, 12)	65 (44, 87)	12.3 (8.1, 17.0)	15 (9.9, 20.2)	7.0 (4.9, 9.1)	11.8 (8.0, 15.8)
Age 70 and over	0.568	3.5 (3.3, 3.8)	139 (127, 151)	276 (150, 434)	103 (63, 151)	68 (47, 89)	447 (277, 647)	486 (264, 767)	182 (110, 265)	119 (82, 158)	787 (488, 1142)	5.0 (2.7, 7.8)	4 (2.5, 6.1)	3.5 (2.4, 4.6)	4.6 (2.8, 6.7)
Overall	2.84	3.5 (3.3, 3.7)	130 (120, 140)	374 (224, 552)	132 (83, 187)	89 (62, 116)	595 (380, 833)	132 (79, 195)	47 (29, 66)	31 (22, 41)	210 (134, 294)	5.9 (3.5, 8.7)	5 (3.1, 7.0)	3.9 (2.7, 5.1)	5.4 (3.5, 7.6)
							Nicaragua								
Under age 70	2.29	3.2 (2.4, 4.0)	126 (118, 134)	74 (49, 101)	62 (41, 85)	33 (22, 43)	169 (113, 225)	32 (21, 44)	27 (18, 37)	14 (9, 19)	74 (49, 98)	10.3 (6.7, 14.0)	14 (9.2, 19.0)	10.3 (6.9, 13.7)	11.7 (7.8, 15.6)
Age 70 and over	0.267	3.3 (2.5, 4.1)	140 (127, 154)	158 (92, 240)	99 (63, 135)	74 (49, 100)	331 (205, 463)	593 (346, 900)	369 (237, 506)	275 (185, 374)	1238 (770, 1733)	4.8 (2.8, 7.3)	5 (3.3, 7.0)	6.9 (4.6, 9.4)	5.4 (3.4, 7.6)
Overall	2.56	3.3 (2.5, 4.1)	133 (122, 144)	233 (144, 333)	161 (106, 218)	106 (71, 142)	500 (323, 684)	91 (56, 130)	63 (41, 86)	42 (28, 56)	196 (127, 268)	5.8 (3.6, 8.3)	7 (4.5, 9.2)	7.7 (5.1, 10.4)	6.6 (4.3, 9.1)
							Niger								
Under age 70	4.75	2.9 (2.2, 3.6)	137 (131, 143)	177 (111, 242)	359 (236, 499)	100 (65, 137)	637 (414, 874)	37 (23, 51)	76 (50, 105)	21 (14, 29)	134 (87, 184)	13.0 (8.1, 17.8)	18 (11.6, 24.7)	9.9 (6.4, 13.6)	15.0 (9.7, 20.6)
Age 70 and over	0.34	3.0 (2.2, 3.7)	154 (143, 166)	119 (76, 163)	213 (136, 293)	63 (41, 85)	395 (252, 543)	349 (225, 480)	627 (399, 863)	185 (120, 251)	1161 (741, 1595)	8.1 (5.2, 11.2)	10 (6.2, 13.5)	7.8 (5.1, 10.7)	9.1 (5.8, 12.6)
Overall	5.09	2.9 (2.2, 3.7)	146 (137, 155)	296 (189, 401)	573 (372, 786)	163 (106, 222)	1032 (672, 1411)	58 (37, 79)	113 (73, 155)	32 (21, 44)	203 (132, 277)	10.5 (6.7, 14.2)	14 (8.9, 18.8)	9.0 (5.8, 12.2)	12.0 (7.8, 16.5)
							Nigeria								
Under age 70	54.3	2.8 (2.4, 3.3)	133 (127, 140)	1294 (827, 1782)	2245 (1444, 3055)	766 (486, 1059)	4305 (2793, 5843)	24 (15, 33)	41 (27, 56)	14 (9, 20)	79 (51, 108)	11.7 (7.5, 16.2)	16 (10.2, 21.5)	9.6 (6.1, 13.3)	13.4 (8.7, 18.3)
Age 70 and over	5.38	2.9 (2.4, 3.3)	150 (140, 160)	1376 (875, 1900)	2197 (1433, 2985)	794 (511, 1091)	4367 (2876, 5963)	256 (163, 356)	408 (266, 559)	148 (95, 203)	811 (535, 1109)	6.8 (4.3, 9.4)	8 (5.0, 10.6)	6.9 (4.4, 9.5)	7.4 (4.9, 10.2)
Overall	59.7	2.8 (2.4, 3.3)	142 (133, 150)	2670 (1698, 3693)	4442 (2910, 6064)	1560 (1007, 2144)	8672 (5621, 11808)	45 (28, 62)	74 (49, 102)	26 (17, 36)	145 (94, 199)	8.5 (5.4, 11.8)	10 (6.8, 14.2)	8.0 (5.2, 11.1)	9.6 (6.2, 13.1)
							Norway								
Under age 70	2.58	3.8 (2.9, 4.7)	128 (122, 135)	126 (83, 178)	47 (33, 62)	26 (19, 34)	199 (136, 266)	49 (32, 69)	18 (13, 24)	10 (8, 13)	77 (53, 103)	15.6 (10.3, 22.1)	20 (13.8, 26.4)	9.7 (7.1, 12.3)	15.6 (10.7, 20.9)
Age 70 and over	0.734	3.8 (2.9, 4.7)	149 (139, 159)	442 (244, 707)	211 (122, 316)	163 (110, 220)	816 (515, 1186)	602 (333, 964)	287 (166, 432)	222 (150, 301)	1112 (702, 1619)	6.2 (3.4, 9.8)	5 (3.0, 7.9)	4.5 (3.0, 6.0)	5.7 (3.6, 8.3)
Overall	3.31	3.8 (2.9, 4.7)	139 (131, 147)	568 (342, 856)	257 (158, 372)	190 (131, 254)	1015 (673, 1431)	171 (103, 260)	78 (48, 113)	57 (40, 77)	306 (203, 432)	7.1 (4.3, 10.8)	6 (3.7, 8.7)	4.8 (3.3, 6.5)	6.5 (4.3, 9.2)
							Occupied Palestinian Territory								
Under age 70	1.35	3.9 (2.9, 4.8)	127 (119, 135)	109 (69, 153)	126 (82, 170)	47 (31, 63)	282 (185, 381)	80 (51, 113)	93 (60, 126)	35 (23, 47)	208 (137, 281)	15.3 (9.7, 21.5)	20 (12.8, 26.7)	12.1 (7.9, 16.2)	16.8 (11.0, 22.6)
Age 70 and over	0.111	3.9 (3.0, 4.9)	145 (131, 159)	77 (50, 107)	138 (93, 193)	34 (23, 46)	249 (168, 342)	698 (453, 972)	1240 (838, 1738)	310 (207, 414)	2248 (1511, 3084)	9.3 (6.0, 12.9)	9 (6.0, 12.4)	8.4 (5.6, 11.3)	9.1 (6.1, 12.5)
Overall	1.46	3.9 (2.9, 4.8)	136 (125, 147)	186 (123, 256)	264 (178, 353)	82 (54, 109)	532 (354, 717)	127 (84, 175)	180 (122, 242)	56 (37, 74)	363 (242, 491)	12.0 (8.0, 16.6)	12 (8.1, 16.1)	10.2 (6.8, 13.6)	12.0 (8.0, 16.3)
							Oman								
Under age 70	1.35	3.8 (2.9, 4.6)	128 (120, 135)	64 (40, 90)	44 (30, 60)	29 (19, 39)	137 (89, 187)	47 (30, 67)	33 (22, 45)	22 (14, 29)	102 (66, 139)	14.3 (9.1, 20.3)	19 (12.8, 26.0)	10.9 (7.0, 14.7)	15.2 (9.9, 20.8)
Age 70 and over	0.0707	3.8 (2.9, 4.7)	139 (127, 150)	54 (35, 79)	39 (24, 53)	27 (19, 36)	120 (79, 164)	767 (490, 1112)	547 (346, 753)	387 (262, 516)	1701 (1113, 2320)	7.1 (4.5, 10.3)	7 (4.5, 9.9)	6.9 (4.6, 9.2)	7.3 (4.8, 10.0)
Overall	1.42	3.8 (2.9, 4.7)	133 (124, 143)	118 (77, 163)	83 (55, 112)	56 (37, 75)	257 (170, 348)	83 (54, 115)	59 (39, 79)	40 (26, 53)	182 (120, 246)	9.8 (6.4, 13.5)	11 (7.1, 14.6)	8.5 (5.6, 11.4)	10.1 (6.7, 13.7)
							Pakistan								
Under age 70	67.5	3.9 (2.9, 4.9)	126 (118, 134)	5252 (3351, 7369)	3605 (2361, 4921)	2575 (1693, 3410)	11432 (7516, 15468)	78 (50, 109)	53 (35, 73)	38 (25, 51)	169 (111, 229)	14.6 (9.3, 20.5)	20 (12.8, 26.6)	12.5 (8.2, 16.6)	15.8 (10.4, 21.4)
Age 70 and over	7.47	4.0 (3.0, 4.9)	141 (129, 153)	5113 (3248, 7129)	4685 (3122, 6405)	3087 (2073, 4102)	12886 (8522, 17386)	684 (435, 954)	627 (418, 857)	413 (278, 550)	1725 (1141, 2331)	8.2 (5.2, 11.4)	9 (5.8, 11.9)	9.4 (6.3, 12.5)	8.9 (5.9, 12.1)
Overall	74.9	3.9 (3.0, 4.9)	133 (124, 143)	10366 (6799, 14190)	8290 (5534, 11149)	5662 (3755, 7497)	24318 (16124, 32607)	138 (91, 189)	111 (74, 149)	76 (50, 100)	325 (215, 435)	10.5 (6.9, 14.4)	11 (7.7, 15.4)	10.6 (7.0, 14.1)	11.2 (7.5, 15.1)
							Panama								
Under age 70	1.66	3.4 (2.6, 4.2)	125 (116, 135)	64 (42, 89)	52 (35, 69)	22 (15, 28)	138 (94, 183)	39 (25, 54)	31 (21, 42)	13 (9, 17)	83 (57, 110)	12.3 (8.0, 17.0)	16 (11.1, 22.0)	9.3 (6.4, 12.3)	13.3 (9.0, 17.6)
Age 70 and over	0.232	3.4 (2.6, 4.3)	142 (127, 158)	109 (70, 160)	90 (57, 127)	34 (23, 46)	234 (152, 324)	472 (300, 689)	390 (248, 547)	148 (100, 199)	1010 (655, 1401)	5.8 (3.7, 8.5)	6 (3.7, 8.1)	6.1 (4.1, 8.1)	6.0 (3.9, 8.3)
Overall	1.89	3.4 (2.6, 4.2)	134 (121, 147)	174 (115, 242)	142 (93, 195)	56 (39, 74)	372 (249, 503)	92 (61, 128)	75 (49, 103)	30 (20, 39)	197 (132, 267)	7.2 (4.8, 10.1)	8 (5.0, 10.4)	7.0 (4.8, 9.3)	7.5 (5.0, 10.2)
							Papua New Guinea								
Under age 70	2.68	2.5 (1.9, 3.0)	121 (115, 127)	52 (32, 73)	66 (40, 93)	29 (19, 40)	147 (92, 201)	19 (12, 27)	25 (15, 35)	11 (7, 15)	55 (34, 75)	4.6 (2.9, 6.6)	7 (4.0, 9.2)	2.9 (1.9, 4.0)	4.9 (3.1, 6.8)
Age 70 and over	0.191	2.5 (1.9, 3.0)	129 (119, 139)	23 (14, 32)	21 (13, 29)	19 (12, 25)	63 (40, 85)	119 (75, 168)	111 (70, 153)	99 (64, 133)	329 (209, 448)	2.4 (1.5, 3.3)	3 (2.0, 4.4)	2.0 (1.3, 2.7)	2.6 (1.6, 3.5)
Overall	2.87	2.5 (1.9, 3.0)	125 (117, 133)	74 (47, 103)	87 (53, 121)	48 (31, 65)	209 (132, 288)	26 (16, 36)	30 (19, 42)	17 (11, 23)	73 (46, 100)	3.6 (2.2, 5.0)	5 (3.2, 7.3)	2.5 (1.6, 3.4)	3.9 (2.4, 5.3)
							Paraguay								
Under age 70	2.65	4.3 (3.3, 5.4)	126 (116, 136)	211 (142, 285)	270 (182, 359)	89 (63, 115)	570 (398, 743)	80 (53, 108)	102 (68, 136)	34 (24, 43)	215 (150, 280)	18.5 (12.4, 25.0)	24 (16.4, 32.5)	16.3 (11.5, 20.9)	20.9 (14.6, 27.3)
Age 70 and over	0.329	4.4 (3.3, 5.4)	144 (127, 160)	303 (183, 434)	316 (208, 432)	190 (127, 253)	809 (537, 1086)	918 (557, 1326)	958 (632, 1311)	578 (386, 769)	2454 (1630, 3298)	9.2 (5.6, 13.2)	9 (6.3, 13.0)	10.4 (6.9, 13.8)	9.9 (6.5, 13.3)
Overall	2.98	4.3 (3.3, 5.4)	135 (122, 148)	514 (334, 699)	585 (400, 776)	280 (193, 369)	1379 (948, 1811)	172 (112, 235)	196 (134, 261)	94 (65, 124)	462 (318, 608)	11.6 (7.5, 15.8)	13 (9.0, 17.6)	11.7 (8.1, 15.5)	12.6 (8.7, 16.6)
							Peru								
Under age 70	13	3.1 (2.3, 3.8)	122 (115, 128)	231 (146, 318)	214 (142, 296)	115 (77, 153)	560 (369, 749)	18 (11, 24)	16 (11, 23)	9 (6, 12)	43 (28, 58)	8.6 (5.4, 11.8)	11 (7.4, 15.4)	6.9 (4.6, 9.2)	9.3 (6.1, 12.5)
Age 70 and over	1.77	3.1 (2.4, 3.9)	138 (128, 148)	410 (243, 619)	286 (180, 402)	212 (140, 287)	907 (581, 1280)	231 (137, 350)	161 (102, 227)	120 (79, 163)	513 (328, 724)	4.1 (2.5, 6.3)	4 (2.8, 6.3)	4.2 (2.8, 5.6)	4.4 (2.8, 6.2)
Overall	14.8	3.1 (2.3, 3.8)	130 (121, 138)	641 (402, 918)	500 (325, 687)	327 (216, 441)	1467 (966, 2022)	43 (27, 62)	34 (22, 46)	22 (15, 30)	99 (65, 137)	5.1 (3.2, 7.3)	6 (3.9, 8.3)	4.8 (3.2, 6.5)	5.5 (3.6, 7.6)
							Philippines								
Under age 70	38.3	4.3 (3.2, 5.4)	123 (117, 130)	5053 (3192, 6941)	5034 (3287, 6766)	2735 (1851, 3556)	12822 (8390, 16996)	132 (83, 182)	132 (86, 177)	71 (48, 93)	335 (219, 445)	16.9 (10.7, 23.2)	23 (15.1, 31.2)	19.7 (13.3, 25.6)	20.2 (13.2, 26.8)
Age 70 and over	3.39	4.4 (3.2, 5.5)	140 (130, 150)	3446 (2186, 4842)	3019 (1976, 4121)	2163 (1476, 2862)	8628 (5696, 11655)	1016 (645, 1428)	890 (583, 1218)	638 (435, 846)	2545 (1680, 3459)	9.4 (6.0, 13.2)	11 (7.2, 15.0)	14.1 (9.6, 18.6)	11.2 (7.4, 15.2)
Overall	41.6	4.3 (3.2, 5.4)	132 (123, 140)	8499 (5470, 11617)	8053 (5300, 10722)	4898 (3352, 6434)	21450 (14137, 28405)	204 (131, 279)	193 (127, 257)	118 (81, 155)	515 (339, 686)	12.8 (8.2, 17.4)	16 (10.8, 21.8)	16.7 (11.4, 22.0)	15.2 (10.0, 20.3)
							Poland								
Under age 70	21.9	3.9 (3.5, 4.2)	131 (125, 137)	2878 (1909, 4021)	1906 (1310, 2512)	959 (672, 1235)	5743 (3960, 7643)	132 (87, 184)	87 (60, 116)	44 (31, 57)	263 (181, 351)	16.8 (11.1, 23.5)	22 (14.9, 28.9)	12.8 (8.9, 16.4)	17.7 (12.2, 23.7)
Age 70 and over	5.18	3.9 (3.5, 4.3)	150 (141, 159)	5413 (3105, 8253)	4019 (2558, 5659)	2054 (1377, 2800)	11487 (7354, 16160)	1045 (600, 1593)	776 (494, 1093)	397 (266, 541)	2218 (1420, 3120)	7.2 (4.1, 11.0)	7 (4.3, 9.6)	7.2 (4.9, 9.9)	7.2 (4.6, 10.2)
Overall	27	3.9 (3.5, 4.2)	141 (133, 148)	8291 (5317, 11894)	5925 (3902, 8077)	3013 (2085, 4023)	17230 (11462, 23454)	307 (197, 440)	219 (144, 300)	111 (77, 149)	637 (424, 869)	9.0 (5.8, 12.9)	9 (5.7, 11.9)	8.4 (5.8, 11.2)	9.0 (6.0, 12.3)
							Portugal								
Under age 70	5.93	4.3 (3.8, 4.7)	129 (123, 136)	283 (186, 392)	298 (202, 400)	95 (67, 122)	677 (465, 899)	48 (31, 66)	50 (34, 67)	16 (11, 21)	114 (78, 152)	18.7 (12.2, 25.8)	24 (16.4, 32.6)	12.1 (8.4, 15.5)	19.8 (13.6, 26.3)
Age 70 and over	1.92	4.3 (3.9, 4.7)	150 (140, 159)	1055 (594, 1603)	1341 (839, 1927)	578 (377, 795)	2975 (1912, 4142)	550 (310, 851)	699 (438, 1007)	301 (197, 414)	1551 (997, 2162)	7.9 (4.5, 12.3)	7 (4.5, 10.3)	6.6 (4.3, 9.1)	7.5 (4.8, 10.5)
Overall	7.85	4.3 (3.9, 4.7)	140 (132, 148)	1339 (807, 1972)	1640 (1061, 2294)	673 (446, 914)	3651 (2372, 4965)	171 (103, 252)	209 (135, 293)	86 (57, 116)	465 (302, 634)	9.0 (5.5, 13.4)	8 (5.3, 11.6)	7.1 (4.7, 9.6)	8.5 (5.5, 11.6)

							Qatar								
Under age 70	1.25	4.1 (3.0, 5.2)	127 (121, 133)	30 (19, 43)	12 (8, 17)	8 (5, 11)	50 (33, 68)	24 (15, 34)	10 (6, 14)	6 (4, 9)	40 (26, 54)	17.4 (11.2, 24.7)	22 (13.5, 31.3)	10.8 (6.6, 14.9)	17.2 (11.3, 23.4)
Age 70 and over	0.0182	4.2 (3.1, 5.2)	145 (134, 155)	13 (8, 18)	3 (2, 4)	3 (2, 4)	18 (12, 25)	693 (443, 995)	156 (100, 218)	148 (99, 200)	998 (649, 1385)	9.8 (6.3, 14.1)	10 (6.2, 13.6)	7.6 (5.1, 10.3)	9.7 (6.3, 13.4)
Overall	1.27	4.1 (3.0, 5.2)	136 (128, 144)	42 (28, 59)	15 (10, 21)	11 (7, 14)	68 (45, 93)	34 (22, 47)	12 (8, 17)	8 (5, 11)	54 (35, 73)	14.2 (9.3, 19.6)	18 (11.3, 24.9)	9.7 (6.2, 13.3)	14.3 (9.4, 19.4)
							Republic of Korea								
Under age 70	28.4	5.2 (4.8, 5.6)	119 (113, 125)	895 (566, 1214)	1911 (1311, 2494)	314 (223, 399)	3120 (2123, 4054)	32 (20, 43)	67 (46, 88)	11 (8, 14)	110 (75, 143)	22.9 (14.5, 31.1)	30 (20.5, 39.0)	19.7 (14.0, 25.0)	26.7 (18.2, 34.8)
Age 70 and over	5.37	5.3 (4.9, 5.7)	135 (126, 144)	2008 (1179, 3022)	4532 (2878, 6279)	1214 (806, 1627)	7753 (5016, 10586)	374 (220, 563)	844 (536, 1169)	226 (150, 303)	1444 (934, 1976)	10.1 (5.9, 15.1)	10 (6.6, 14.3)	11.4 (7.6, 15.3)	10.6 (6.9, 14.6)
Overall	33.7	5.3 (4.9, 5.7)	127 (120, 134)	2902 (1790, 4123)	6444 (4206, 8748)	1528 (1028, 2019)	10874 (7090, 14534)	86 (53, 123)	191 (125, 259)	45 (30, 60)	322 (210, 431)	12.2 (7.5, 17.4)	13 (8.4, 17.4)	12.5 (8.4, 16.6)	12.9 (8.4, 17.2)
							Romania								
Under age 70	12.1	4.1 (3.1, 5.1)	130 (121, 138)	2155 (1441, 2935)	1840 (1273, 2426)	875 (614, 1119)	4870 (3366, 6351)	178 (119, 242)	152 (105, 200)	72 (51, 92)	402 (278, 524)	18.5 (12.4, 25.3)	24 (16.8, 32.0)	17.8 (12.5, 22.9)	20.8 (14.4, 27.2)
Age 70 and over	3.2	4.2 (3.2, 5.2)	154 (139, 169)	5189 (3010, 7533)	5125 (3291, 7049)	2882 (1893, 3897)	13197 (8502, 17942)	1619 (939, 2351)	1599 (1027, 2202)	899 (591, 1221)	4118 (2653, 5602)	8.8 (5.1, 12.7)	9 (5.8, 12.4)	11.9 (7.8, 16.2)	9.6 (6.2, 13.1)
Overall	15.3	4.2 (3.2, 5.2)	142 (130, 153)	7344 (4610, 10158)	6966 (4613, 9408)	3757 (2555, 4982)	18067 (12069, 24183)	479 (301, 664)	454 (301, 617)	245 (167, 326)	1178 (787, 1583)	10.4 (6.5, 14.4)	11 (7.2, 14.7)	12.9 (8.8, 17.2)	11.3 (7.5, 15.2)
							Russian Federation								
Under age 70	81.7	4.2 (3.8, 4.6)	129 (124, 135)	30055 (19671, 40933)	15844 (11232, 20692)	4591 (3176, 5996)	50491 (34843, 66263)	368 (241, 501)	194 (137, 254)	56 (39, 74)	618 (427, 811)	18.3 (12.0, 24.9)	24 (17.1, 31.5)	13.0 (9.0, 17.0)	19.4 (13.4, 25.5)
Age 70 and over	18.1	4.2 (3.9, 4.6)	149 (140, 157)	45248 (27753, 65735)	31969 (20570, 44410)	3635 (2471, 4804)	80851 (51147, 112439)	2496 (1531, 3630)	1764 (1135, 2457)	201 (136, 265)	4461 (2822, 6232)	8.7 (5.4, 12.7)	9 (5.6, 12.2)	10.5 (7.1, 13.9)	8.9 (5.6, 12.4)
Overall	99.8	4.2 (3.9, 4.6)	139 (132, 146)	75303 (49469, 104068)	47812 (32035, 65726)	8226 (5707, 10736)	131342 (87093, 177437)	754 (496, 1043)	479 (321, 659)	82 (57, 108)	1316 (873, 1781)	11.0 (7.3, 15.3)	11 (7.4, 15.3)	11.8 (8.2, 15.4)	11.2 (7.4, 15.2)
							Rwanda								
Under age 70	3.6	1.6 (1.1, 2.1)	135 (124, 145)	9 (5, 13)	19 (12, 28)	5 (3, 7)	33 (21, 47)	2 (2, 4)	5 (3, 8)	1 (1, 2)	9 (6, 13)	0.9 (0.5, 1.3)	1 (0.8, 1.8)	0.6 (0.4, 0.9)	1.0 (0.6, 1.4)
Age 70 and over	0.282	1.6 (1.2, 2.1)	156 (139, 173)	7 (4, 9)	16 (10, 22)	5 (3, 7)	27 (17, 37)	23 (14, 32)	56 (35, 77)	17 (11, 23)	95 (60, 133)	0.5 (0.3, 0.7)	1 (0.4, 0.8)	0.4 (0.3, 0.6)	0.5 (0.3, 0.7)
Overall	3.88	1.6 (1.2, 2.1)	145 (132, 159)	15 (10, 22)	35 (22, 50)	10 (6, 14)	60 (39, 84)	4 (3, 6)	9 (6, 13)	3 (2, 4)	16 (10, 22)	0.6 (0.4, 0.9)	1 (0.5, 1.1)	0.5 (0.3, 0.7)	0.7 (0.5, 1.0)
							Saint Lucia								
Under age 70	0.0831	2.9 (2.4, 3.5)	128 (118, 137)	2 (1, 3)	3 (2, 3)	2 (1, 2)	6 (4, 9)	24 (15, 34)	30 (20, 41)	22 (15, 30)	76 (51, 104)	8.9 (5.7, 12.8)	12 (7.9, 16.1)	6.6 (4.4, 8.9)	9.4 (6.3, 12.8)
Age 70 and over	0.0118	3.0 (2.5, 3.5)	146 (130, 162)	4 (2, 6)	5 (3, 8)	3 (2, 5)	13 (8, 17)	337 (195, 497)	449 (283, 639)	291 (194, 400)	1077 (703, 1484)	3.8 (2.2, 5.6)	4 (2.4, 5.4)	4.1 (2.7, 5.7)	4.0 (2.6, 5.5)
Overall	0.0948	3.0 (2.5, 3.5)	137 (124, 150)	6 (4, 8)	8 (5, 11)	5 (4, 7)	19 (13, 26)	63 (40, 87)	82 (53, 114)	56 (37, 75)	200 (133, 270)	4.7 (3.0, 6.6)	5 (3.1, 6.7)	4.7 (3.2, 6.4)	5.0 (3.3, 6.7)
							Saint Vincent and the Grenadines								
Under age 70	0.0526	2.8 (2.1, 3.5)	127 (118, 137)	2 (1, 2)	1 (1, 2)	1 (1, 2)	4 (3, 6)	30 (19, 41)	26 (17, 35)	24 (16, 31)	79 (53, 106)	7.8 (5.1, 11.0)	11 (7.1, 14.3)	6.4 (4.3, 8.6)	8.5 (5.7, 11.3)
Age 70 and over	0.00741	2.9 (2.2, 3.6)	145 (130, 161)	3 (2, 5)	3 (2, 4)	2 (1, 3)	8 (5, 11)	452 (274, 654)	362 (229, 508)	286 (186, 389)	1101 (709, 1507)	3.6 (2.2, 5.2)	4 (2.5, 5.4)	4.8 (3.1, 6.5)	4.1 (2.6, 5.6)
Overall	0.06	2.8 (2.1, 3.5)	136 (124, 149)	5 (3, 7)	4 (3, 6)	3 (2, 4)	12 (8, 16)	82 (52, 113)	68 (44, 93)	56 (37, 75)	206 (135, 277)	4.3 (2.8, 6.0)	5 (3.2, 6.8)	5.3 (3.5, 7.1)	4.9 (3.3, 6.7)
							Samoa								
Under age 70	0.0704	2.1 (1.7, 2.4)	129 (121, 136)	1 (1, 1)	1 (1, 1)	0 (0, 0)	2 (1, 3)	11 (7, 16)	14 (9, 19)	5 (3, 7)	30 (20, 41)	2.9 (1.9, 4.3)	4 (2.6, 5.5)	1.8 (1.2, 2.4)	3.1 (2.1, 4.3)
Age 70 and over	0.00921	2.1 (1.7, 2.4)	145 (131, 159)	0 (0, 1)	1 (1, 1)	0 (0, 1)	2 (1, 2)	46 (29, 65)	105 (66, 148)	45 (30, 61)	196 (126, 269)	1.4 (0.9, 2.0)	2 (1.0, 2.2)	1.0 (0.7, 1.4)	1.4 (0.9, 1.9)
Overall	0.0796	2.1 (1.7, 2.4)	137 (126, 148)	1 (1, 2)	2 (1, 3)	1 (1, 1)	4 (3, 5)	15 (10, 21)	24 (16, 34)	10 (6, 13)	49 (33, 67)	2.1 (1.4, 3.0)	2 (1.5, 3.1)	1.3 (0.9, 1.7)	2.0 (1.3, 2.7)
							São Tomé and Príncipe								
Under age 70	0.0574	2.4 (1.8, 2.9)	136 (130, 142)	1 (0, 1)	2 (1, 3)	1 (0, 1)	3 (2, 4)	12 (8, 18)	32 (20, 45)	9 (6, 13)	54 (35, 76)	6.9 (4.2, 10.0)	10 (6.0, 13.5)	5.9 (3.7, 8.1)	8.3 (5.3, 11.7)
Age 70 and over	0.0064	2.4 (1.8, 3.0)	158 (147, 169)	1 (1, 1)	2 (2, 3)	1 (1, 1)	4 (3, 6)	153 (97, 216)	376 (242, 523)	131 (84, 178)	660 (431, 908)	3.8 (2.4, 5.3)	4 (2.7, 5.9)	4.0 (2.6, 5.4)	4.2 (2.7, 5.8)
Overall	0.0638	2.4 (1.8, 3.0)	147 (139, 155)	2 (1, 2)	4 (3, 6)	1 (1, 2)	7 (5, 10)	27 (17, 37)	67 (43, 93)	22 (14, 30)	115 (75, 160)	4.7 (3.0, 6.5)	6 (3.6, 7.8)	4.6 (2.9, 6.3)	5.3 (3.4, 7.4)
							Saudi Arabia								
Under age 70	13.4	3.2 (2.4, 4.0)	127 (121, 133)	604 (365, 831)	375 (247, 508)	222 (147, 298)	1201 (772, 1624)	45 (27, 62)	28 (18, 38)	17 (11, 22)	90 (58, 122)	10.2 (6.2, 14.1)	14 (9.0, 18.6)	9.4 (6.2, 12.6)	11.2 (7.2, 15.2)
Age 70 and over	0.812	3.2 (2.4, 4.0)	146 (136, 156)	453 (282, 657)	374 (238, 531)	207 (137, 282)	1034 (669, 1444)	558 (347, 809)	460 (293, 656)	255 (169, 347)	1273 (824, 1781)	5.3 (3.3, 7.7)	5 (3.2, 7.2)	5.9 (3.9, 8.0)	5.5 (3.5, 7.6)
Overall	14.2	3.2 (2.4, 4.0)	137 (129, 145)	1057 (671, 1445)	749 (490, 1020)	430 (286, 577)	2235 (1450, 3003)	75 (47, 102)	53 (35, 72)	30 (20, 41)	158 (102, 212)	7.3 (4.6, 10.0)	7 (4.8, 10.1)	7.3 (4.9, 9.8)	7.5 (4.9, 10.2)
							Senegal								
Under age 70	4.13	3.2 (2.4, 3.9)	130 (122, 139)	108 (67, 153)	194 (124, 271)	70 (44, 97)	372 (240, 512)	26 (16, 37)	47 (30, 66)	17 (11, 23)	90 (58, 124)	15.1 (9.3, 21.5)	20 (13.0, 28.5)	12.0 (7.6, 16.7)	17.2 (11.1, 23.7)
Age 70 and over	0.3	3.2 (2.4, 4.0)	150 (135, 165)	78 (49, 106)	127 (84, 172)	44 (29, 59)	248 (163, 336)	259 (164, 355)	423 (279, 576)	146 (95, 198)	828 (543, 1123)	10.0 (6.3, 13.7)	12 (7.9, 16.3)	9.7 (6.3, 13.1)	11.2 (7.3, 15.1)
Overall	4.43	3.2 (2.4, 4.0)	140 (128, 152)	186 (119, 257)	321 (209, 439)	114 (73, 155)	620 (404, 844)	42 (27, 58)	72 (47, 99)	26 (17, 35)	140 (91, 192)	12.4 (8.0, 17.3)	16 (10.4, 21.8)	11.0 (7.1, 15.1)	14.1 (9.2, 19.4)
							Serbia								
Under age 70	5.35	3.7 (2.7, 4.6)	132 (124, 140)	540 (354, 759)	468 (322, 610)	161 (116, 208)	1170 (799, 1538)	101 (66, 142)	88 (60, 114)	30 (22, 39)	219 (149, 290)	15.6 (10.2, 21.9)	20 (13.7, 26.1)	12.3 (8.8, 15.8)	16.9 (11.5, 22.4)
Age 70 and over	1.41	3.7 (2.8, 4.7)	154 (141, 168)	1455 (856, 2164)	1560 (1009, 2174)	606 (396, 826)	3621 (2329, 5028)	1029 (606, 1532)	1103 (713, 1540)	428 (280, 586)	2561 (1647, 3562)	7.2 (4.3, 10.7)	7 (4.6, 9.9)	7.7 (5.0, 10.5)	7.4 (4.8, 10.3)
Overall	6.76	3.7 (2.8, 4.7)	143 (133, 154)	1996 (1253, 2878)	2028 (1366, 2760)	767 (514, 1035)	4791 (3113, 6549)	295 (185, 426)	300 (202, 408)	113 (76, 153)	709 (460, 969)	8.4 (5.3, 12.2)	8 (5.6, 11.4)	8.4 (5.6, 11.3)	8.6 (5.6, 11.8)
							Seychelles								
Under age 70	0.0284	4.4 (3.3, 5.4)	131 (124, 138)	8 (5, 11)	5 (3, 6)	6 (4, 7)	19 (13, 24)	282 (181, 384)	173 (118, 225)	204 (143, 260)	658 (444, 862)	28.8 (18.5, 39.2)	37 (25.4, 48.7)	32.9 (23.0, 41.9)	33.4 (22.5, 43.7)
Age 70 and over	0.00262	4.4 (3.4, 5.5)	152 (139, 164)	5 (4, 8)	4 (3, 5)	6 (4, 7)	15 (10, 20)	2094 (1353, 2945)	1510 (981, 2039)	2151 (1470, 2804)	5754 (3780, 7713)	16.5 (10.7, 23.2)	18 (11.8, 24.6)	24.0 (16.4, 31.3)	20.1 (13.2, 26.9)
Overall	0.031	4.4 (3.3, 5.4)	141 (132, 151)	13 (9, 18)	9 (6, 12)	11 (8, 15)	34 (22, 45)	435 (280, 587)	286 (192, 375)	369 (255, 477)	1089 (724, 1439)	22.1 (14.2, 29.8)	25 (17.1, 33.4)	27.8 (19.3, 36.0)	25.8 (17.1, 34.1)
							Sierra Leone								
Under age 70	2.1	2.5 (1.9, 3.1)	134 (129, 138)	62 (39, 86)	134 (83, 186)	33 (21, 46)	229 (147, 315)	30 (18, 41)	64 (40, 89)	16 (10, 22)	109 (70, 150)	8.6 (5.4, 12.0)	12 (7.4, 16.4)	6.8 (4.3, 9.4)	10.1 (6.5, 13.9)
Age 70 and over	0.111	2.5 (2.0, 3.1)	155 (146, 164)	28 (18, 39)	55 (35, 76)	14 (9, 19)	97 (63, 133)	253 (162, 353)	500 (315, 689)	126 (82, 172)	879 (566, 1202)	5.8 (3.7, 8.1)	7 (4.6, 10.0)	5.6 (3.6, 7.6)	6.7 (4.3, 9.1)
Overall	2.21	2.5 (1.9, 3.1)	144 (138, 151)	90 (57, 125)	189 (121, 259)	47 (30, 66)	326 (206, 445)	41 (26, 57)	86 (55, 118)	21 (14, 30)	148 (93, 202)	7.5 (4.8, 10.4)	10 (6.4, 13.8)	6.4 (4.1, 8.9)	8.7 (5.5, 11.9)
							Singapore								
Under age 70	2.2	5.2 (3.9, 6.4)	123 (117, 128)	187 (126, 249)	89 (60, 115)	59 (42, 75)	334 (226, 431)	85 (57, 113)	40 (27, 52)	27 (19, 34)	152 (103, 196)	23.4 (15.7, 31.1)	30 (20.1, 38.6)	21.6 (15.5, 27.4)	25.1 (17.0, 32.4)
Age 70 and over	0.283	5.2 (4.0, 6.5)	147 (139, 156)	292 (185, 412)	156 (102, 214)	90 (63, 118)	539 (352, 726)	1032 (653, 1460)	553 (360, 755)	320 (223, 418)	1904 (1246, 2570)	12.4 (7.8, 17.5)	12 (7.9, 16.5)	14.2 (9.9, 18.5)	12.8 (8.4, 17.3)
Overall	2.49	5.2 (4.0, 6.4)	135 (128, 142)	479 (319, 645)	245 (165, 326)	149 (105, 191)	873 (584, 1140)	193 (128, 260)	99 (66, 132)	60 (42, 77)	351 (235, 459)	15.2 (10.1, 20.5)	15 (10.4, 20.6)	16.4 (11.5, 21.0)	15.8 (10.6, 20.7)
							Slovakia								
Under age 70	3.15	4.3 (3.3, 5.3)	131 (122, 141)	559 (373, 779)	255 (180, 332)	143 (100, 184)	957 (662, 1276)	177 (118, 247)	81 (57, 105)	45 (32, 58)	303 (210, 405)	19.9 (13.3, 27.8)	26 (18.3, 33.8)	15.3 (10.7, 19.7)	20.8 (14.4, 27.8)
Age 70 and over	0.669	4.3 (3.3, 5.3)	151 (135, 167)	1412 (835, 2157)	542 (350, 743)	245 (164, 327)	2200 (1382, 3158)	2110 (1247, 3224)	810 (523, 1110)	367 (246, 490)	3286 (2065, 4722)	8.7 (5.1, 13.2)	9 (5.7, 12.1)	8.8 (5.9, 11.8)	8.9 (5.6, 12.7)
Overall	3.82	4.3 (3.3, 5.3)	141 (129, 154)	1972 (1233, 2846)	797 (533, 1065)	388 (271, 510)	3157 (2093, 4389)	516 (323, 747)	208 (139, 281)	102 (71, 133)	826 (547, 1148)	10.3 (6.5, 15.0)	11 (7.5, 15.1)	10.5 (7.3, 13.7)	10.7 (7.1, 14.9)
							Slovenia								
Under age 70	1.18	4.2 (3.6, 4.9)	132 (122, 141)	78 (51, 108)	51 (36, 67)	36 (26, 46)	165 (114, 216)	66 (43, 92)	43 (30, 57)	30 (22, 39)	139 (97, 183)	20.1 (13.2, 28.1)	26 (18.0, 33.9)	15.2 (10.9, 19.5)	20.9 (14.5, 27.5)
Age 70 and over	0.339	4.3 (3.7, 4.9)	152 (136, 168)	256 (140, 393)	186 (114, 263)	177 (116, 240)	618 (390, 873)	754 (414, 1161)	548 (337, 777)	521 (344, 710)	1824 (1152, 2577)	8.2 (4.5, 12.7)	8 (4.8, 11.2)	8.5 (5.6, 11.5)	8.5 (5.4, 12.0)
Overall	1.52	4.3 (3.7, 4.9)	142 (129, 155)	333 (198, 492)	237 (154, 325)	212 (143, 285)	783 (511, 1080)	219 (130, 323)	156 (101, 214)	139 (94, 188)	514 (336, 713)	9.5 (5.7, 14.1)	9 (6.0, 12.7)	9.2 (6.2, 12.3)	9.7 (6.4, 13.5)
							Solomon Islands								
Under age 70	0.202	2.3 (1.8, 2.9)	124 (117, 131)	8 (5, 11)	10 (7, 14)	2 (2, 3)	20 (13, 28)	38 (24, 54)	52 (33, 71)	12 (8, 16)	101 (66, 139)	4.1 (2.7, 5.9)	6 (3.7, 7.9)	2.4 (1.5, 3.3)	4.5 (2.9, 6.2)

Age 70 and over	0.017	2.4 (1.8, 2.9)	141 (128, 154)	3 (2, 4)	6 (4, 9)	2 (1, 2)	11 (7, 14)	153 (99, 212)	378 (241, 528)	89 (59, 119)	620 (400, 856)	2.4 (1.5, 3.3)	3 (1.8, 3.9)	1.9 (1.2, 2.5)	2.6 (1.7, 3.6)
Overall	0.219	2.3 (1.8, 2.9)	133 (122, 143)	10 (7, 14)	17 (11, 23)	4 (3, 5)	31 (20, 42)	47 (30, 65)	77 (49, 107)	18 (12, 24)	142 (92, 194)	3.5 (2.3, 4.9)	4 (2.6, 5.7)	2.2 (1.4, 2.9)	3.6 (2.3, 4.9)
							Somalia								
Under age 70	3.15	2.1 (1.6, 2.6)	132 (122, 141)	43 (27, 61)	94 (58, 132)	33 (21, 46)	169 (106, 234)	14 (9, 19)	30 (18, 42)	10 (7, 15)	54 (34, 75)	4.3 (2.7, 6.1)	6 (3.7, 8.3)	2.9 (1.8, 4.0)	4.7 (3.0, 6.6)
Age 70 and over	0.254	2.1 (1.6, 2.6)	152 (136, 168)	30 (19, 41)	76 (48, 104)	26 (16, 35)	131 (83, 179)	117 (73, 164)	297 (190, 410)	101 (65, 139)	516 (329, 705)	2.4 (1.5, 3.4)	3 (1.8, 4.0)	2.1 (1.4, 2.9)	2.7 (1.7, 3.7)
Overall	3.41	2.1 (1.6, 2.6)	142 (129, 154)	72 (47, 101)	169 (107, 233)	58 (37, 81)	300 (189, 413)	21 (14, 30)	50 (32, 69)	17 (11, 24)	88 (56, 122)	3.3 (2.1, 4.6)	4 (2.5, 5.6)	2.5 (1.6, 3.5)	3.5 (2.2, 4.9)
							South Africa								
Under age 70	22.6	2.5 (2.3, 2.7)	132 (127, 136)	565 (345, 829)	988 (626, 1362)	887 (572, 1217)	2440 (1578, 3354)	25 (15, 37)	44 (28, 60)	39 (25, 54)	108 (70, 149)	8.6 (5.3, 12.7)	11 (7.2, 15.6)	8.3 (5.4, 11.5)	10.0 (6.5, 13.8)
Age 70 and over	2.32	2.5 (2.3, 2.7)	148 (142, 155)	479 (299, 670)	744 (473, 1032)	798 (515, 1095)	2020 (1290, 2791)	206 (129, 289)	320 (204, 444)	343 (222, 472)	869 (555, 1205)	4.5 (2.8, 6.3)	5 (3.1, 6.8)	5.2 (3.4, 7.2)	5.2 (3.3, 7.2)
Overall	25	2.5 (2.3, 2.7)	140 (135, 146)	1044 (662, 1461)	1731 (1101, 2359)	1685 (1087, 2324)	4460 (2873, 6107)	42 (27, 59)	69 (44, 95)	68 (44, 93)	179 (115, 245)	6.1 (3.9, 8.5)	7 (4.6, 9.9)	6.5 (4.2, 9.0)	7.0 (4.5, 9.7)
							Spain								
Under age 70	25.6	4.0 (3.7, 4.4)	125 (120, 130)	1089 (715, 1475)	504 (345, 675)	344 (237, 444)	1937 (1298, 2544)	43 (28, 58)	20 (13, 26)	13 (9, 17)	76 (51, 99)	16.3 (10.7, 22.1)	21 (14.1, 27.6)	10.5 (7.2, 13.6)	16.2 (10.9, 21.3)
Age 70 and over	7.79	4.1 (3.7, 4.4)	144 (136, 152)	3636 (2009, 5744)	2250 (1406, 3262)	1938 (1288, 2644)	7824 (4927, 11235)	467 (258, 737)	289 (180, 418)	249 (165, 339)	1004 (632, 1441)	6.5 (3.6, 10.3)	6 (3.5, 8.1)	5.3 (3.5, 7.2)	6.1 (3.9, 8.8)
Overall	33.4	4.1 (3.7, 4.4)	134 (128, 141)	4726 (2816, 7146)	2754 (1765, 3893)	2281 (1529, 3088)	9761 (6247, 13607)	141 (84, 214)	82 (53, 116)	68 (46, 92)	292 (187, 407)	7.5 (4.5, 11.4)	6 (4.1, 9.1)	5.7 (3.8, 7.7)	7.0 (4.5, 9.7)
							Sri Lanka								
Under age 70	10.7	3.9 (2.9, 4.8)	126 (119, 132)	1198 (783, 1638)	518 (352, 708)	329 (222, 432)	2046 (1401, 2707)	112 (73, 153)	48 (33, 66)	31 (21, 40)	191 (131, 253)	15.5 (10.1, 21.2)	21 (14.0, 28.1)	13.5 (9.1, 17.7)	16.5 (11.3, 21.9)
Age 70 and over	1.7	3.9 (3.0, 4.9)	141 (129, 153)	1640 (1033, 2345)	854 (549, 1175)	439 (292, 583)	2933 (1888, 4048)	963 (606, 1376)	501 (322, 690)	258 (171, 343)	1722 (1109, 2376)	7.7 (4.8, 11.0)	8 (5.0, 10.7)	8.1 (5.4, 10.8)	7.9 (5.1, 10.9)
Overall	12.4	3.9 (3.0, 4.9)	133 (124, 143)	2839 (1889, 3847)	1372 (903, 1834)	769 (518, 1011)	4979 (3327, 6633)	229 (152, 312)	111 (73, 148)	62 (42, 82)	402 (268, 536)	9.7 (6.5, 13.3)	10 (6.7, 13.5)	9.8 (6.6, 12.9)	10.1 (6.7, 13.4)
							Sudan								
Under age 70	16	2.4 (1.8, 3.0)	131 (122, 140)	162 (98, 229)	276 (176, 388)	128 (83, 177)	566 (362, 782)	10 (6, 14)	17 (11, 24)	8 (5, 11)	35 (23, 49)	7.3 (4.4, 10.3)	10 (6.4, 14.0)	5.2 (3.4, 7.3)	8.0 (5.1, 11.1)
Age 70 and over	1.55	2.4 (1.8, 3.0)	150 (135, 166)	195 (123, 273)	378 (236, 522)	166 (106, 226)	739 (465, 1013)	126 (79, 176)	243 (152, 337)	107 (68, 146)	476 (300, 653)	4.1 (2.6, 5.7)	5 (2.9, 6.5)	3.6 (2.3, 4.8)	4.4 (2.8, 6.0)
Overall	17.5	2.4 (1.8, 3.0)	141 (128, 153)	357 (221, 495)	654 (409, 905)	294 (191, 404)	1305 (826, 1790)	20 (13, 28)	37 (23, 52)	17 (11, 23)	74 (47, 102)	5.1 (3.2, 7.1)	6 (3.8, 8.4)	4.1 (2.7, 5.7)	5.5 (3.5, 7.5)
							Suriname								
Under age 70	0.251	2.9 (2.2, 3.6)	127 (117, 136)	10 (6, 13)	11 (7, 15)	4 (3, 5)	25 (17, 33)	38 (25, 53)	44 (29, 60)	16 (10, 21)	98 (66, 131)	8.4 (5.4, 11.7)	11 (7.5, 15.4)	7.9 (5.3, 10.5)	9.6 (6.5, 12.9)
Age 70 and over	0.0338	2.9 (2.2, 3.7)	144 (128, 160)	10 (7, 15)	16 (10, 22)	8 (5, 10)	34 (22, 46)	309 (195, 434)	471 (303, 648)	224 (148, 306)	1005 (653, 1366)	4.2 (2.6, 5.9)	4 (2.8, 5.9)	5.1 (3.4, 7.0)	4.6 (3.0, 6.2)
Overall	0.285	2.9 (2.2, 3.6)	135 (123, 148)	20 (13, 27)	27 (18, 36)	11 (8, 15)	59 (39, 78)	70 (47, 96)	95 (62, 127)	40 (27, 54)	205 (135, 275)	5.5 (3.7, 7.5)	6 (3.8, 7.7)	5.8 (3.9, 7.8)	5.8 (3.8, 7.8)
							Swaziland								
Under age 70	0.395	2.6 (1.9, 3.2)	132 (122, 142)	15 (9, 21)	30 (19, 42)	27 (17, 36)	72 (46, 98)	38 (24, 53)	76 (48, 107)	68 (44, 93)	182 (116, 248)	9.1 (5.6, 12.7)	12 (7.5, 16.7)	8.6 (5.5, 11.8)	10.5 (6.7, 14.3)
Age 70 and over	0.0398	2.6 (2.0, 3.2)	152 (136, 168)	14 (9, 19)	25 (16, 34)	25 (16, 33)	63 (40, 86)	343 (215, 482)	616 (394, 851)	616 (392, 844)	1575 (1008, 2161)	5.1 (3.2, 7.2)	6 (3.6, 7.8)	5.7 (3.6, 7.8)	5.9 (3.8, 8.1)
Overall	0.435	2.6 (2.0, 3.2)	142 (129, 155)	29 (18, 40)	55 (35, 75)	51 (33, 70)	135 (86, 184)	66 (42, 91)	126 (80, 174)	118 (76, 163)	310 (199, 425)	6.6 (4.2, 9.2)	8 (5.1, 11.1)	6.9 (4.4, 9.5)	7.7 (4.9, 10.5)
							Sweden								
Under age 70	4.8	3.7 (3.4, 4.0)	126 (120, 132)	239 (153, 340)	85 (57, 113)	52 (38, 66)	376 (256, 504)	50 (32, 71)	18 (12, 24)	11 (8, 14)	78 (53, 105)	14.4 (9.2, 20.5)	18 (12.3, 24.6)	8.8 (6.4, 11.2)	14.3 (9.8, 19.2)
Age 70 and over	1.72	3.7 (3.4, 4.0)	144 (135, 153)	1073 (588, 1724)	413 (257, 589)	343 (227, 466)	1828 (1126, 2684)	624 (342, 1003)	240 (150, 343)	199 (132, 273)	1064 (655, 1562)	5.4 (3.0, 8.7)	5 (2.8, 6.4)	4.0 (2.7, 5.5)	5.0 (3.1, 7.4)
Overall	6.52	3.7 (3.4, 4.0)	135 (128, 142)	1311 (769, 2026)	498 (320, 691)	395 (267, 533)	2204 (1399, 3151)	201 (118, 311)	76 (49, 106)	61 (41, 82)	338 (215, 483)	6.1 (3.6, 9.4)	5 (3.3, 7.2)	4.3 (2.9, 5.8)	5.7 (3.6, 8.1)
							Switzerland								
Under age 70	4.23	3.6 (3.3, 4.0)	124 (117, 131)	147 (98, 202)	46 (31, 62)	37 (27, 48)	230 (158, 307)	35 (23, 48)	11 (7, 15)	9 (6, 11)	54 (37, 72)	13.6 (9.1, 18.9)	17 (11.6, 23.2)	9.1 (6.6, 11.8)	13.6 (9.3, 18.1)
Age 70 and over	1.33	3.6 (3.3, 4.0)	139 (129, 149)	698 (367, 1122)	253 (154, 371)	191 (127, 256)	1142 (704, 1683)	523 (275, 841)	190 (116, 278)	143 (95, 192)	856 (528, 1261)	5.0 (2.6, 8.1)	4 (2.5, 6.1)	4.2 (2.8, 5.7)	4.8 (3.0, 7.1)
Overall	5.57	3.6 (3.3, 4.0)	131 (123, 140)	844 (487, 1297)	300 (187, 427)	228 (154, 302)	1372 (862, 1973)	152 (88, 233)	54 (34, 77)	41 (28, 54)	247 (155, 354)	5.6 (3.3, 8.7)	5 (2.9, 6.7)	4.7 (3.1, 6.2)	5.4 (3.4, 7.7)
							Syrian Arab Republic								
Under age 70	7.91	4.2 (3.2, 5.2)	127 (118, 136)	1246 (807, 1696)	635 (409, 867)	234 (156, 308)	2114 (1402, 2821)	158 (102, 215)	80 (52, 110)	30 (20, 39)	267 (177, 357)	16.5 (10.7, 22.6)	22 (14.3, 30.3)	12.2 (8.2, 16.1)	17.6 (11.6, 23.5)
Age 70 and over	0.805	4.2 (3.2, 5.2)	144 (129, 160)	1310 (810, 1872)	573 (376, 792)	335 (222, 448)	2219 (1432, 3066)	1628 (1006, 2325)	712 (468, 987)	416 (277, 560)	2757 (1779, 3861)	9.0 (5.6, 12.9)	10 (6.6, 13.9)	8.4 (5.6, 11.3)	9.4 (6.1, 13.2)
Overall	8.71	4.2 (3.2, 5.2)	135 (123, 148)	2556 (1687, 3480)	1208 (796, 1625)	569 (381, 750)	4333 (2866, 5839)	293 (194, 400)	139 (91, 189)	65 (44, 86)	497 (329, 670)	11.6 (7.7, 15.8)	14 (9.3, 19.2)	9.7 (6.5, 12.8)	12.2 (8.0, 16.4)
							Taiwan								
Under age 70	13.7	3.9 (3.5, 4.3)	120 (115, 126)	418 (268, 573)	708 (467, 965)	225 (156, 291)	1351 (913, 1793)	30 (20, 42)	52 (34, 70)	16 (11, 21)	98 (66, 130)	15.2 (9.8, 20.9)	20 (13.4, 27.7)	12.1 (8.4, 15.7)	17.3 (11.7, 22.9)
Age 70 and over	2.47	4.0 (3.6, 4.3)	138 (130, 146)	766 (447, 1173)	1051 (668, 1483)	562 (386, 741)	2379 (1563, 3273)	310 (181, 477)	425 (270, 600)	227 (156, 300)	962 (632, 1324)	6.7 (3.9, 10.3)	7 (4.3, 9.5)	6.6 (4.6, 8.8)	7.0 (4.6, 9.6)
Overall	16.2	3.9 (3.6, 4.3)	129 (123, 136)	1183 (750, 1695)	1760 (1164, 2389)	787 (543, 1026)	3730 (2504, 5013)	73 (46, 105)	109 (72, 147)	49 (33, 63)	230 (154, 309)	8.4 (5.3, 12.0)	9 (6.1, 12.6)	7.6 (5.3, 10.0)	8.9 (6.0, 11.9)
							Tajikistan								
Under age 70	2.48	5.4 (4.1, 6.8)	130 (121, 140)	655 (434, 891)	464 (321, 606)	142 (94, 188)	1261 (859, 1660)	264 (175, 360)	187 (129, 245)	57 (38, 76)	508 (346, 670)	25.9 (17.1, 35.2)	34 (23.3, 44.2)	18.2 (12.1, 24.1)	27.5 (18.8, 36.3)
Age 70 and over	0.239	5.5 (4.2, 6.8)	150 (133, 166)	903 (573, 1268)	614 (403, 836)	121 (82, 159)	1638 (1088, 2225)	3774 (2393, 5299)	2567 (1685, 3497)	505 (345, 663)	6845 (4550, 9327)	13.9 (8.8, 19.6)	15 (9.9, 20.6)	18.2 (12.4, 23.9)	14.7 (9.8, 20.1)
Overall	2.72	5.5 (4.2, 6.8)	140 (127, 153)	1558 (1055, 2119)	1078 (714, 1394)	263 (178, 343)	2899 (1969, 3847)	573 (388, 779)	396 (263, 513)	97 (66, 126)	1066 (724, 1418)	17.3 (11.7, 23.5)	20 (13.1, 25.7)	18.2 (12.4, 23.8)	18.5 (12.6, 24.6)
							Thailand								
Under age 70	38.3	5.3 (4.7, 6.0)	122 (115, 128)	3070 (2039, 4198)	3381 (2304, 4473)	1587 (1084, 2066)	8038 (5493, 10490)	80 (53, 110)	88 (60, 117)	41 (28, 54)	210 (143, 274)	24.0 (16.0, 32.9)	32 (21.6, 41.9)	17.8 (12.1, 23.2)	25.8 (17.7, 33.8)
Age 70 and over	6.14	5.4 (4.8, 6.0)	137 (128, 147)	5429 (3306, 7932)	4300 (2745, 6075)	2023 (1364, 2657)	11752 (7611, 16277)	884 (538, 1291)	700 (447, 996)	329 (222, 433)	1913 (1239, 2649)	11.3 (6.9, 16.4)	11 (7.3, 16.3)	11.0 (7.4, 14.4)	11.6 (7.5, 16.0)
Overall	44.5	5.4 (4.7, 6.0)	130 (121, 138)	8500 (5426, 11797)	7681 (5110, 10500)	3610 (2420, 4754)	19791 (13097, 26663)	191 (122, 265)	173 (115, 237)	81 (54, 107)	445 (295, 602)	13.9 (8.9, 19.3)	16 (10.6, 21.9)	13.2 (8.9, 17.5)	14.9 (9.9, 20.2)
							Timor-Leste								
Under age 70	0.343	4.5 (3.4, 5.6)	124 (114, 133)	41 (27, 57)	43 (29, 57)	18 (12, 24)	102 (69, 135)	120 (79, 167)	125 (83, 167)	52 (35, 69)	297 (200, 395)	18.1 (11.9, 25.1)	24 (16.2, 32.6)	15.0 (10.1, 19.7)	20.2 (13.5, 26.7)
Age 70 and over	0.033	4.5 (3.4, 5.6)	140 (124, 155)	35 (23, 47)	35 (23, 47)	15 (10, 20)	85 (57, 114)	1059 (691, 1440)	1069 (701, 1439)	464 (311, 619)	2592 (1736, 3476)	10.7 (7.0, 14.6)	13 (8.2, 16.8)	11.7 (7.8, 15.6)	11.9 (7.9, 15.9)
Overall	0.376	4.5 (3.4, 5.6)	132 (119, 144)	76 (51, 103)	78 (53, 104)	33 (22, 44)	188 (126, 248)	203 (137, 275)	207 (140, 277)	88 (60, 116)	499 (334, 661)	13.8 (9.3, 18.6)	17 (11.5, 22.7)	13.3 (8.9, 17.4)	15.3 (10.2, 20.3)
							Togo								
Under age 70	2.18	2.8 (2.1, 3.5)	131 (122, 140)	75 (48, 107)	142 (91, 197)	42 (27, 59)	260 (166, 361)	35 (22, 49)	65 (42, 91)	19 (12, 27)	119 (76, 166)	11.4 (7.3, 16.3)	15 (10.0, 21.6)	9.2 (5.9, 12.8)	13.2 (8.4, 18.3)
Age 70 and over	0.205	2.8 (2.1, 3.5)	151 (136, 166)	71 (46, 100)	122 (77, 168)	40 (26, 54)	233 (148, 320)	347 (223, 486)	594 (377, 817)	194 (125, 264)	1135 (720, 1560)	6.5 (4.2, 9.1)	7 (4.7, 10.3)	6.6 (4.2, 8.9)	7.2 (4.5, 9.9)
Overall	2.39	2.8 (2.1, 3.5)	141 (129, 153)	147 (94, 203)	264 (169, 362)	82 (53, 112)	492 (315, 677)	61 (39, 86)	111 (71, 152)	34 (22, 47)	206 (132, 284)	8.3 (5.4, 11.6)	10 (6.6, 14.2)	7.7 (5.0, 10.6)	9.4 (6.0, 13.0)
							Tonga								
Under age 70	0.0397	2.7 (2.0, 3.4)	127 (120, 135)	1 (1, 2)	1 (1, 1)	0 (0, 0)	3 (2, 3)	35 (22, 50)	19 (13, 27)	9 (6, 12)	63 (41, 88)	7.5 (4.7, 10.8)	10 (6.5, 13.6)	4.8 (3.2, 6.4)	7.6 (4.9, 10.6)
Age 70 and over	0.00611	2.8 (2.1, 3.5)	142 (129, 155)	1 (1, 2)	1 (1, 2)	1 (0, 1)	3 (2, 5)	245 (152, 352)	202 (131, 279)	108 (73, 146)	555 (363, 766)	3.6 (2.2, 5.2)	4 (2.3, 5.0)	2.7 (1.8, 3.7)	3.5 (2.3, 4.8)
Overall	0.0458	2.8 (2.1, 3.4)	135 (125, 145)	3 (2, 4)	2 (1, 3)	1 (1, 1)	6 (4, 8)	63 (41, 88)	44 (29, 60)	22 (15, 30)	129 (85, 177)	4.8 (3.1, 6.7)	5 (3.2, 6.5)	3.2 (2.2, 4.3)	4.6 (3.0, 6.3)
							Trinidad and Tobago								
Under age 70	0.733	2.9 (2.5, 3.4)	127 (118, 136)	56 (37, 79)	32 (21, 44)	22 (15, 29)	111 (75, 148)	77 (50, 107)	44 (29, 60)	30 (21, 40)	151 (103, 202)	9.1 (6.0, 12.7)	12 (7.9, 16.4)	8.7 (6.0, 11.4)	10.0 (6.8, 13.4)
Age 70 and over	0.0934	3.0 (2.5, 3.4)	147 (133, 162)	63 (38, 90)	40 (25, 56)	31 (20, 41)	133 (85, 182)	672 (407, 967)	423 (271, 597)	327 (218, 443)	1422 (915, 1944)	4.5 (2.7, 6.4)	5 (2.9, 6.5)	5.5 (3.7, 7.5)	4.9 (3.1, 6.6)
Overall	0.827	3.0 (2.5, 3.4)	137 (125, 149)	119 (78, 165)	72 (48, 97)	53 (36, 70)	244 (163, 328)	144 (94, 199)	87 (58, 118)	64 (43, 85)	295 (198, 397)	5.9 (3.8, 8.2)	6 (4.2, 8.7)	6.5 (4.4, 8.7)	6.3 (4.3, 8.5)
							Tunisia								
Under age 70	5.3	4.4 (3.4, 5.5)	128 (120, 135)	606 (407, 827)	360 (245, 471)	195 (135, 254)	1161 (797, 1547)	114 (77, 156)	68 (46, 89)	37 (25, 48)	219 (150, 293)	19.2 (12.9, 26.2)	25 (17.0, 32.9)	16.2 (11.2, 21.1)	20.6 (14.1, 27.5)

Age 70 and over	0.729	4.5 (3.4, 5.6)	147 (135, 158)	894 (575, 1260)	594 (393, 803)	357 (242, 475)	1846 (1222, 2521)	1227 (789, 1729)	816 (539, 1110)	490 (332, 653)	2534 (1678, 3462)	10.5 (6.7, 14.8)	11 (7.0, 14.5)	10.9 (7.4, 14.4)	10.9 (7.2, 14.9)
Overall	6.03	4.5 (3.4, 5.5)	137 (128, 146)	1500 (998, 2042)	955 (645, 1273)	553 (376, 726)	3008 (2021, 3995)	249 (166, 339)	158 (107, 212)	92 (62, 120)	499 (335, 663)	12.8 (8.5, 17.5)	14 (9.2, 18.2)	12.3 (8.4, 16.1)	13.3 (9.0, 17.7)
							Turkey								
Under age 70	36.3	4.1 (3.6, 4.6)	123 (118, 127)	4679 (2957, 6479)	3021 (1987, 4080)	1420 (956, 1870)	9119 (6002, 12240)	129 (81, 178)	83 (55, 112)	39 (26, 52)	251 (165, 337)	15.9 (10.1, 22.1)	21 (13.7, 28.1)	12.6 (8.5, 16.7)	17.1 (11.2, 22.9)
Age 70 and over	4.35	4.2 (3.7, 4.6)	138 (131, 146)	4551 (2905, 6367)	3376 (2192, 4570)	1896 (1267, 2533)	9823 (6409, 13352)	1047 (668, 1471)	777 (504, 1052)	436 (291, 584)	2259 (1474, 3072)	8.7 (5.6, 12.3)	9 (5.9, 12.2)	7.9 (5.3, 10.5)	8.9 (5.8, 12.1)
Overall	40.7	4.1 (3.7, 4.6)	131 (125, 136)	9229 (6015, 12590)	6397 (4155, 8614)	3315 (2222, 4389)	18942 (12445, 25419)	227 (148, 310)	157 (102, 212)	81 (55, 108)	466 (306, 625)	11.3 (7.4, 15.5)	12 (8.0, 16.6)	9.4 (6.3, 12.4)	11.6 (7.6, 15.5)
							Turkmenistan								
Under age 70	2.26	5.5 (4.2, 6.7)	130 (121, 139)	921 (627, 1247)	515 (352, 680)	149 (101, 196)	1586 (1090, 2066)	408 (278, 554)	228 (156, 301)	66 (44, 87)	702 (482, 919)	26.0 (17.7, 35.4)	34 (23.5, 45.3)	20.5 (13.8, 27.0)	28.0 (19.2, 36.6)
Age 70 and over	0.208	5.5 (4.2, 6.8)	149 (134, 165)	1028 (650, 1446)	406 (270, 552)	95 (66, 125)	1530 (994, 2088)	4948 (3129, 6955)	1955 (1297, 2656)	459 (316, 601)	7362 (4784, 10043)	14.1 (8.9, 19.8)	16 (10.7, 21.9)	18.9 (13.0, 24.7)	14.9 (9.7, 20.4)
Overall	2.47	5.5 (4.2, 6.8)	140 (127, 152)	1950 (1309, 2625)	922 (629, 1219)	245 (169, 317)	3116 (2132, 4123)	790 (530, 1065)	374 (255, 494)	99 (69, 129)	1263 (864, 1671)	18.0 (12.1, 24.3)	23 (15.6, 30.3)	19.9 (13.7, 25.9)	19.6 (13.4, 25.9)
							Uganda								
Under age 70	9.68	2.1 (1.6, 2.7)	134 (124, 144)	107 (65, 154)	198 (125, 281)	73 (46, 101)	377 (241, 527)	11 (7, 16)	20 (13, 29)	8 (5, 11)	39 (25, 54)	4.8 (2.9, 6.9)	7 (4.1, 9.4)	3.5 (2.2, 4.9)	5.4 (3.4, 7.5)
Age 70 and over	0.838	2.1 (1.6, 2.7)	155 (139, 172)	97 (61, 136)	211 (134, 291)	84 (54, 116)	392 (251, 534)	116 (73, 162)	252 (160, 348)	100 (64, 139)	468 (300, 640)	2.6 (1.7, 3.7)	3 (1.9, 4.1)	2.5 (1.6, 3.4)	2.9 (1.8, 3.9)
Overall	10.5	2.1 (1.6, 2.7)	145 (131, 158)	204 (129, 283)	409 (262, 561)	157 (100, 217)	769 (492, 1055)	19 (12, 27)	39 (25, 53)	15 (9, 21)	73 (47, 101)	3.4 (2.2, 4.8)	4 (2.6, 5.6)	2.9 (1.8, 4.0)	3.7 (2.4, 5.1)
							Ukraine								
Under age 70	25.7	4.2 (3.2, 5.2)	133 (128, 139)	9513 (6347, 12944)	4185 (2920, 5535)	1425 (995, 1850)	15122 (10442, 20183)	370 (247, 505)	163 (114, 216)	55 (39, 72)	588 (406, 788)	19.3 (12.9, 26.4)	25 (17.7, 33.5)	13.7 (9.5, 17.7)	20.3 (14.0, 27.1)
Age 70 and over	7.12	4.3 (3.3, 5.3)	153 (141, 165)	24857 (15096, 35807)	9167 (5880, 12690)	1405 (946, 1850)	35428 (22397, 49829)	3489 (2119, 5026)	1287 (826, 1788)	197 (133, 260)	4974 (3145, 6994)	9.1 (5.5, 13.1)	9 (5.9, 12.8)	11.5 (7.7, 15.1)	9.2 (5.8, 13.0)
Overall	32.8	4.2 (3.3, 5.2)	143 (134, 152)	34370 (22197, 48213)	13352 (8903, 18029)	2829 (1950, 3697)	50551 (33409, 68899)	1047 (676, 1469)	407 (271, 549)	86 (59, 113)	1540 (1018, 2099)	10.7 (6.9, 14.9)	12 (7.7, 15.5)	12.5 (8.6, 16.3)	11.0 (7.3, 15.0)
							United Arab Emirates								
Under age 70	4.99	3.6 (2.7, 4.5)	124 (117, 131)	236 (139, 349)	95 (57, 134)	70 (44, 98)	401 (247, 571)	47 (28, 70)	19 (11, 27)	14 (9, 20)	80 (49, 114)	12.8 (7.5, 18.9)	17 (10.1, 23.7)	10.4 (6.4, 14.5)	13.4 (8.2, 19.0)
Age 70 and over	0.0321	3.6 (2.7, 4.6)	138 (126, 151)	31 (19, 44)	15 (10, 21)	12 (8, 16)	58 (38, 79)	959 (607, 1379)	481 (313, 656)	373 (246, 497)	1813 (1187, 2475)	6.9 (4.4, 9.9)	7 (4.4, 9.2)	7.3 (4.8, 9.7)	7.1 (4.7, 9.7)
Overall	5.02	3.6 (2.7, 4.6)	131 (121, 141)	267 (162, 389)	110 (68, 154)	82 (51, 113)	460 (288, 648)	53 (32, 78)	22 (14, 31)	16 (10, 23)	92 (57, 129)	11.6 (7.1, 16.9)	14 (8.6, 19.4)	9.8 (6.0, 13.5)	12.0 (7.5, 17.0)
							United Kingdom								
Under age 70	32.8	3.6 (3.4, 3.9)	126 (122, 130)	1882 (1262, 2609)	639 (423, 879)	469 (328, 609)	2990 (2059, 4037)	57 (38, 80)	19 (13, 27)	14 (10, 19)	91 (63, 124)	13.7 (9.2, 19.0)	17 (11.5, 23.9)	9.1 (6.3, 11.8)	13.7 (9.4, 18.6)
Age 70 and over	10.3	3.7 (3.4, 3.9)	142 (135, 148)	5398 (2958, 8234)	2482 (1542, 3597)	1545 (1082, 2038)	9425 (5736, 13189)	525 (288, 800)	241 (150, 349)	150 (105, 198)	916 (557, 1281)	5.6 (3.1, 8.5)	4 (2.8, 6.4)	3.8 (2.7, 5.0)	5.0 (3.1, 7.0)
Overall	43.1	3.6 (3.4, 3.9)	134 (128, 139)	7280 (4404, 10503)	3121 (1993, 4449)	2014 (1411, 2661)	12416 (8052, 17078)	169 (102, 244)	72 (46, 103)	47 (33, 62)	288 (187, 396)	6.6 (4.0, 9.5)	5 (3.3, 7.5)	4.4 (3.1, 5.8)	5.9 (3.8, 8.1)
							United Republic of Tanzania								
Under age 70	14.5	2.8 (2.3, 3.2)	131 (123, 138)	258 (156, 366)	381 (243, 525)	234 (150, 323)	872 (550, 1207)	18 (11, 25)	26 (17, 36)	16 (10, 22)	60 (38, 83)	11.1 (6.7, 15.8)	15 (9.7, 21.1)	8.7 (5.6, 12.1)	12.3 (7.7, 17.0)
Age 70 and over	1.41	2.8 (2.3, 3.3)	144 (133, 156)	276 (178, 381)	501 (319, 691)	302 (195, 416)	1080 (686, 1478)	196 (126, 273)	356 (227, 492)	215 (139, 296)	768 (488, 1059)	6.0 (3.9, 8.4)	7 (4.5, 9.8)	5.9 (3.8, 8.1)	6.7 (4.3, 9.3)
Overall	15.9	2.8 (2.3, 3.2)	138 (128, 147)	534 (339, 744)	882 (561, 1206)	536 (346, 735)	1952 (1246, 2663)	34 (21, 47)	55 (35, 76)	34 (22, 46)	123 (78, 168)	7.7 (4.9, 10.7)	9 (5.9, 12.6)	6.9 (4.4, 9.4)	8.4 (5.4, 11.5)
							United States of America								
Under age 70	163	3.6 (3.4, 3.8)	120 (116, 124)	11658 (7719, 16160)	3216 (2113, 4370)	4407 (3036, 5781)	19282 (13130, 25912)	72 (47, 99)	20 (13, 27)	27 (19, 36)	118 (81, 159)	12.7 (8.4, 17.6)	16 (10.6, 22.0)	10.7 (7.4, 14.1)	13.1 (8.9, 17.7)
Age 70 and over	40.2	3.6 (3.5, 3.8)	136 (130, 143)	23747 (13112, 36846)	6619 (4050, 9697)	7931 (5259, 10736)	38297 (23992, 54893)	591 (326, 919)	165 (101, 243)	197 (131, 267)	953 (597, 1378)	5.0 (2.8, 7.8)	4 (2.7, 6.4)	4.6 (3.1, 6.3)	5.0 (3.1, 7.2)
Overall	203	3.6 (3.4, 3.8)	128 (123, 133)	35405 (21709, 51815)	9835 (6264, 13869)	12338 (8378, 16401)	57578 (37401, 79966)	174 (107, 256)	48 (31, 68)	61 (41, 81)	284 (184, 394)	6.3 (3.9, 9.2)	6 (3.6, 8.1)	5.8 (3.9, 7.7)	6.3 (4.1, 8.7)
							Uruguay								
Under age 70	1.63	2.7 (2.1, 3.4)	127 (120, 134)	56 (37, 79)	56 (37, 78)	24 (17, 31)	137 (94, 183)	35 (23, 48)	35 (23, 48)	15 (10, 19)	84 (58, 112)	7.8 (5.1, 11.0)	10 (6.5, 13.6)	5.6 (3.9, 7.2)	8.2 (5.7, 11.0)
Age 70 and over	0.464	2.8 (2.1, 3.4)	146 (134, 159)	136 (80, 197)	120 (75, 169)	71 (47, 96)	327 (210, 452)	293 (172, 425)	259 (163, 364)	154 (101, 208)	705 (453, 976)	3.3 (2.0, 4.8)	3 (1.9, 4.3)	2.9 (1.9, 3.9)	3.2 (2.1, 4.5)
Overall	2.09	2.8 (2.1, 3.4)	137 (127, 147)	192 (124, 267)	176 (117, 243)	95 (64, 127)	464 (309, 625)	92 (59, 128)	84 (56, 116)	45 (30, 61)	221 (148, 299)	4.0 (2.6, 5.6)	4 (2.6, 5.4)	3.3 (2.2, 4.4)	3.9 (2.6, 5.3)
							Uzbekistan								
Under age 70	12	5.7 (4.4, 7.0)	126 (118, 133)	3929 (2590, 5294)	2554 (1774, 3284)	727 (491, 951)	7210 (4910, 9413)	326 (215, 440)	212 (147, 276)	60 (41, 79)	599 (408, 782)	26.3 (17.3, 35.4)	34 (23.9, 44.7)	19.2 (13.0, 25.1)	28.2 (19.2, 36.8)
Age 70 and over	1.19	5.7 (4.4, 7.0)	143 (129, 157)	5715 (3534, 8266)	2658 (1775, 3635)	609 (417, 801)	8982 (5872, 12467)	4785 (2959, 6929)	2225 (1486, 3047)	510 (350, 672)	7520 (4916, 10440)	13.7 (8.5, 19.8)	14 (9.5, 19.6)	19.4 (13.3, 25.5)	14.2 (9.3, 19.8)
Overall	13.2	5.7 (4.4, 7.0)	134 (123, 145)	9644 (6285, 13166)	5212 (3595, 6778)	1336 (916, 1735)	16192 (10808, 21510)	729 (475, 998)	394 (272, 513)	101 (69, 132)	1224 (817, 1630)	17.0 (11.1, 23.3)	20 (13.8, 26.1)	19.3 (13.2, 25.1)	18.3 (12.2, 24.3)
							Vanuatu								
Under age 70	0.0917	2.2 (1.7, 2.8)	132 (125, 139)	3 (2, 5)	4 (3, 6)	1 (1, 1)	9 (6, 12)	37 (23, 52)	48 (31, 66)	10 (7, 14)	95 (62, 130)	3.9 (2.4, 5.5)	5 (3.5, 7.4)	2.4 (1.6, 3.2)	4.3 (2.8, 5.9)
Age 70 and over	0.00827	2.3 (1.7, 2.8)	149 (136, 163)	1 (1, 2)	3 (2, 4)	1 (0, 1)	5 (3, 7)	152 (98, 214)	353 (223, 490)	78 (51, 106)	583 (375, 806)	2.2 (1.4, 3.1)	3 (1.6, 3.5)	1.8 (1.2, 2.4)	2.4 (1.5, 3.3)
Overall	0.1	2.3 (1.7, 2.8)	141 (131, 151)	5 (3, 6)	7 (5, 10)	2 (1, 2)	14 (9, 18)	47 (30, 65)	73 (47, 101)	16 (10, 21)	136 (88, 186)	3.2 (2.1, 4.5)	4 (2.4, 5.1)	2.1 (1.4, 2.8)	3.3 (2.2, 4.6)
							Venezuela (Bolivarian Republic of)								
Under age 70	13.4	3.6 (2.7, 4.4)	127 (119, 135)	1022 (675, 1401)	517 (343, 695)	325 (224, 422)	1864 (1267, 2478)	76 (50, 104)	39 (26, 52)	24 (17, 31)	139 (94, 185)	13.5 (8.9, 18.5)	18 (11.6, 23.7)	14.8 (10.2, 19.2)	15.0 (10.2, 19.9)
Age 70 and over	1.62	3.6 (2.8, 4.4)	145 (132, 157)	1132 (693, 1610)	553 (356, 775)	575 (383, 770)	2260 (1439, 3070)	698 (427, 993)	341 (219, 478)	354 (236, 475)	1392 (887, 1897)	6.7 (4.1, 9.6)	7 (4.3, 9.4)	8.9 (5.9, 12.0)	7.4 (4.7, 10.1)
Overall	15	3.6 (2.8, 4.4)	136 (126, 146)	2154 (1405, 2932)	1070 (707, 1431)	900 (610, 1186)	4124 (2719, 5525)	143 (93, 195)	71 (47, 95)	60 (41, 79)	274 (181, 368)	8.8 (5.7, 12.0)	10 (6.3, 12.8)	10.4 (7.1, 13.7)	9.6 (6.3, 12.9)
							Viet Nam								
Under age 70	43.9	4.6 (3.5, 5.7)	123 (116, 130)	1373 (908, 1866)	4479 (2979, 5909)	854 (577, 1117)	6706 (4510, 8821)	31 (21, 43)	102 (68, 135)	19 (13, 26)	153 (103, 201)	19.9 (13.2, 27.0)	27 (18.1, 36.0)	15.3 (10.3, 20.1)	23.8 (16.0, 31.5)
Age 70 and over	5.27	4.7 (3.5, 5.8)	145 (134, 155)	2036 (1243, 2939)	7437 (4493, 10782)	1698 (1152, 2246)	11170 (7081, 15493)	386 (236, 558)	1410 (852, 2051)	322 (218, 428)	2118 (1343, 2959)	10.2 (6.2, 14.7)	10 (6.3, 15.2)	10.2 (6.9, 13.6)	10.6 (6.7, 14.8)
Overall	49.2	4.6 (3.5, 5.8)	134 (125, 142)	3408 (2243, 4618)	11915 (7811, 16332)	2552 (1716, 3372)	17876 (11986, 23886)	69 (46, 94)	242 (159, 334)	52 (35, 69)	363 (244, 486)	12.7 (8.3, 17.2)	14 (8.9, 18.8)	11.5 (7.7, 15.2)	13.4 (9.0, 17.9)
							Yemen								
Under age 70	7.47	3.4 (2.5, 4.3)	127 (118, 136)	587 (384, 817)	500 (332, 673)	242 (160, 328)	1329 (873, 1788)	79 (51, 109)	67 (44, 90)	32 (21, 44)	178 (117, 240)	11.1 (7.3, 15.4)	14 (9.6, 19.5)	8.2 (5.4, 11.2)	11.8 (7.8, 15.9)
Age 70 and over	0.614	3.4 (2.5, 4.3)	144 (129, 160)	441 (282, 614)	388 (256, 523)	204 (134, 274)	1033 (681, 1407)	719 (460, 1000)	632 (417, 854)	332 (219, 447)	1683 (1110, 2292)	6.6 (4.2, 9.2)	7 (4.7, 9.6)	6.6 (4.4, 8.9)	7.0 (4.6, 9.5)
Overall	8.09	3.4 (2.5, 4.3)	136 (123, 148)	1029 (679, 1391)	887 (580, 1185)	446 (298, 600)	2362 (1567, 3165)	127 (84, 172)	110 (72, 147)	55 (37, 74)	292 (194, 392)	8.6 (5.7, 11.6)	10 (6.5, 13.4)	7.4 (5.0, 10.0)	9.1 (6.0, 12.2)
							Zambia								
Under age 70	4.01	2.3 (1.7, 2.8)	133 (126, 140)	78 (50, 111)	151 (97, 211)	55 (36, 76)	284 (184, 391)	20 (13, 28)	38 (24, 53)	14 (9, 19)	71 (46, 98)	6.3 (4.0, 8.9)	9 (5.6, 12.1)	5.1 (3.3, 7.0)	7.3 (4.7, 10.0)
Age 70 and over	0.399	2.3 (1.8, 2.9)	154 (142, 166)	86 (54, 121)	188 (117, 260)	77 (49, 104)	351 (222, 484)	216 (136, 303)	471 (294, 652)	192 (123, 262)	880 (555, 1217)	3.6 (2.2, 5.0)	4 (2.6, 5.7)	3.4 (2.2, 4.6)	4.0 (2.5, 5.5)
Overall	4.41	2.3 (1.8, 2.8)	143 (134, 153)	165 (106, 229)	339 (221, 463)	132 (85, 182)	636 (412, 876)	37 (24, 52)	77 (50, 105)	30 (19, 41)	144 (93, 199)	4.5 (2.9, 6.3)	5 (3.5, 7.4)	4.0 (2.6, 5.5)	5.0 (3.2, 6.9)
							Zimbabwe								
Under age 70	4.04	3.1 (2.7, 3.5)	131 (123, 139)	141 (90, 197)	398 (254, 562)	436 (281, 595)	975 (632, 1331)	35 (22, 49)	99 (63, 139)	108 (70, 148)	241 (156, 331)	14.6 (9.3, 20.5)	19 (12.2, 27.0)	13.6 (8.8, 18.7)	16.8 (10.9, 23.1)
Age 70 and over	0.529	3.1 (2.7, 3.6)	149 (136, 162)	248 (157, 352)	435 (287, 600)	527 (344, 719)	1210 (790, 1643)	468 (296, 665)	823 (543, 1136)	996 (650, 1359)	2287 (1493, 3117)	7.6 (4.8, 10.8)	9 (5.7, 12.0)	9.7 (6.3, 13.2)	9.3 (6.1, 12.7)
Overall	4.57	3.1 (2.7, 3.6)	140 (129, 150)	389 (254, 542)	834 (533, 1156)	963 (637, 1322)	2185 (1413, 2990)	85 (56, 118)	182 (117, 253)	211 (139, 289)	478 (309, 655)	9.2 (6.0, 12.8)	12 (7.5, 16.3)	11.1 (7.3, 15.3)	11.7 (7.5, 16.0)

Table S6. Global Cardiovascular Deaths Attributed to Sodium Consumption >1 g/d in 2010.

	Population characteristics, adults age 20+ y			Number of deaths attributed to sodium (95% UI)*				Deaths per million adults attributed to sodium (95% UI)				Proportion of total CVD deaths attributed to sodium (95% UI) †			
	No. of adults (millions)	Mean sodium (g/day)	Mean SBP (mmHg)	CHD	Stroke	Other CVD	All CVD	CHD	Stroke	Other CVD	All CVD	CHD	Stroke	Other CVD	All CVD
Worldwide	3830	4.0 (3.9, 4.0)	134 (125, 144)	968873 (624459, 1344883)	944251 (636186, 1262834)	389569 (268284, 508400)	2302693 (1548094, 3072643)	667 (416, 947)	493 (326, 671)	247 (168, 327)	1407 (923, 1915)	15.1 (9.9, 20.8)	18.7 (12.6, 24.9)	12.7 (8.7, 16.8)	14.0 (9.5, 18.6)
Women	1930	3.8 (3.7, 3.9)	133 (123, 143)	360233 (223604, 512234)	381382 (253718, 517179)	172039 (117227, 226165)	913653 (604381, 1229896)	486 (290, 708)	397 (260, 547)	217 (145, 289)	1100 (711, 1512)	13.4 (8.6, 18.6)	16.4 (11.0, 22.1)	11.2 (7.7, 14.9)	12.4 (8.4, 16.5)
Men	1890	4.1 (4.0, 4.2)	135 (126, 145)	608640 (400856, 832649)	562870 (382468, 745655)	217531 (151058, 282235)	1389040 (943713, 1842748)	849 (543, 1185)	589 (392, 794)	278 (191, 365)	1715 (1135, 2318)	16.9 (11.2, 23.1)	20.9 (14.2, 27.8)	14.2 (9.8, 18.7)	15.7 (10.7, 20.8)
Age <=69 y	3300	4.0 (3.9, 4.0)	126 (118, 133)	386246 (268366, 499623)	380812 (272319, 485086)	150078 (106095, 191863)	917136 (646780, 1176572)	117 (81, 152)	116 (83, 147)	46 (32, 58)	278 (196, 357)	22.1 (15.3, 28.6)	30.3 (21.7, 38.7)	20.4 (14.4, 26.1)	24.5 (17.4, 31.4)
Age 70+ y	524	4.1 (4.0, 4.1)	143 (131, 155)	582627 (388554, 785664)	563439 (381418, 752761)	239491 (165985, 312299)	1385557 (935956, 1850724)	1115 (744, 1504)	1078 (730, 1441)	458 (318, 598)	2652 (1791, 3542)	11.1 (7.5, 15.1)	12.4 (8.4, 16.5)	13.1 (9.1, 17.0)	12.0 (8.1, 16.0)
High income countries ‡	763	3.9 (3.3, 4.5)	134 (125, 143)	188949 (127179, 255552)	103023 (68736, 137625)	76863 (53289, 100973)	368835 (249204, 494150)	250 (168, 339)	68 (46, 91)	15 (10, 19)	49 (33, 66)	10.5 (7.1, 14.3)	10.3 (6.9, 13.8)	10.7 (7.4, 13.9)	10.5 (7.1, 14.0)
Upper-middle income countries	1530	3.6 (2.9, 4.3)	136 (126, 146)	420467 (288203, 556701)	531624 (366051, 699117)	167546 (118468, 215493)	1119637 (772721, 1471311)	275 (189, 365)	174 (120, 229)	16 (11, 20)	73 (51, 96)	15.6 (10.7, 20.6)	18.5 (12.7, 24.2)	18.1 (12.9, 23.2)	17.2 (12.0, 22.5)
Lower-middle income countries	1210	3.4 (2.6, 4.1)	135 (125, 145)	318785 (215531, 429630)	247748 (170046, 323944)	116497 (79724, 151518)	683030 (465301, 905093)	263 (178, 355)	102 (70, 134)	14 (9, 18)	56 (38, 75)	14.6 (9.9, 19.7)	16.1 (11.1, 20.9)	16.1 (11.1, 21.1)	15.4 (10.4, 20.3)
Low income countries	323	2.9 (2.2, 3.6)	138 (127, 149)	40672 (28523, 52598)	61856 (43956, 79206)	28664 (20411, 36903)	131191 (92891, 168707)	126 (88, 163)	96 (68, 123)	13 (9, 16)	41 (29, 52)	14.2 (9.9, 18.3)	16.2 (11.5, 20.9)	14.8 (10.6, 19.1)	15.2 (10.8, 19.6)
Australia / New Zealand	17.4	3.4 (3.3, 3.6)	130 (121, 139)	3245 (1720, 5152)	1192 (720, 1780)	819 (563, 1091)	5256 (3222, 7580)	384 (195, 623)	144 (86, 218)	98 (67, 132)	626 (377, 915)	12.3 (7.5, 18.0)	14.7 (9.4, 20.5)	10.1 (6.8, 13.7)	11.2 (7.3, 15.3)
Canada / U.S.	226	3.6 (3.5, 3.7)	127 (120, 134)	58866 (31531, 92075)	16406 (10071, 23947)	19620 (13221, 26242)	94891 (57955, 137168)	511 (259, 825)	141 (85, 208)	163 (109, 220)	815 (483, 1207)	12.9 (7.8, 18.9)	15.8 (10.1, 22.0)	10.9 (7.2, 14.7)	11.9 (7.8, 16.4)
Central Asia/ Eastern and Central Europe	273	4.5 (4.3, 4.8)	141 (130, 152)	251467 (165609, 343346)	148235 (101650, 197200)	41711 (28993, 54192)	441413 (296196, 591093)	1973 (1278, 2725)	1170 (786, 1582)	301 (207, 395)	3445 (2274, 4668)	19.0 (12.8, 25.3)	23.5 (16.5, 30.6)	15.7 (11.0, 20.3)	17.4 (12.1, 22.6)
East / Southeast Asia	1360	4.1 (3.9, 4.3)	132 (123, 142)	250096 (161233, 345123)	491383 (332314, 655272)	141000 (99043, 181571)	882479 (601939, 1159361)	467 (294, 655)	887 (590, 1201)	268 (187, 348)	1622 (1089, 2165)	18.9 (12.5, 25.8)	23.3 (16.0, 30.8)	16.0 (11.1, 20.9)	17.6 (12.1, 23.1)
Latin America / Caribbean	319	3.2 (3.0, 3.4)	135 (124, 146)	54285 (35815, 74450)	42435 (28341, 56754)	29709 (20373, 38901)	126428 (85306, 168686)	452 (293, 633)	340 (224, 461)	263 (178, 348)	1055 (703, 1423)	13.8 (9.2, 18.7)	17.4 (11.8, 23.2)	11.9 (8.3, 15.7)	13.1 (9.0, 17.3)
North Africa / Middle East	225	3.9 (3.7, 4.1)	135 (126, 145)	61102 (40324, 82186)	41484 (27734, 54914)	29912 (20330, 39259)	132498 (88630, 174796)	858 (556, 1168)	593 (397, 792)	444 (301, 587)	1895 (1260, 2520)	16.0 (10.6, 21.4)	19.6 (13.2, 25.9)	13.4 (9.2, 17.5)	14.8 (10.1, 19.4)
South Asia	786	3.7 (3.6, 3.8)	132 (122, 143)	186836 (121642, 260386)	116160 (78105, 156085)	70343 (47665, 92210)	373338 (251165, 503826)	637 (409, 892)	453 (299, 614)	260 (175, 344)	1349 (894, 1836)	14.8 (9.6, 20.8)	18.5 (12.5, 24.9)	12.5 (8.5, 16.6)	13.8 (9.4, 18.5)
Sub-Saharan Africa	320	2.5 (2.3, 2.7)	141 (131, 152)	28228 (18451, 38112)	50156 (33205, 67090)	22834 (15153, 30564)	101218 (66986, 135462)	279 (181, 377)	490 (323, 661)	223 (148, 299)	992 (656, 1333)	14.2 (9.3, 19.2)	17.7 (11.8, 23.6)	11.7 (7.9, 15.7)	13.0 (8.7, 17.5)
Western Europe	301	3.8 (3.7, 3.9)	135 (126, 143)	74748 (48135, 104052)	36801 (24046, 49791)	33622 (22944, 44370)	145170 (96695, 194671)	444 (283, 622)	220 (143, 299)	203 (139, 270)	868 (573, 1167)	14.4 (9.7, 19.4)	17.4 (11.9, 23.0)	12.2 (8.6, 16.0)	13.4 (9.3, 17.6)

*The numbers of deaths in each subtype may not exactly sum to the total CVD deaths due to rounding.

†In 2010 globally, there were 14,669,000 total CVD deaths, 6,963,000 CHD deaths, 5,798,000 stroke deaths, and 1,909,000 other CVD deaths.

‡Income categorizations based on the World Bank classification system (http://data.worldbank.org/about/country-classifications/country-and-lending-groups).

Australia/New Zealand: Australia, New Zealand.

East/Central Eurasia: Albania, Armenia, Azerbaijan, Bulgaria, Bosnia and Herzegovina, Belarus, Czech Republic, Estonia, Georgia, Croatia, Hungary, Kazakhstan, Kyrgyzstan, Lithuania, Latvia, Moldova, Macedonia, Montenegro, Mongolia, Poland, Romania, Russian Federation, Serbia, Slovakia, Slovenia, Tajikistan, Turkmenistan, Ukraine, Uzbekistan

East/Southeast Asia: Brunei Darussalam, China, Fiji, Micronesia, Indonesia, Japan, Cambodia, Kiribati, Republic of Korea, Lao People's Democratic Republic, Sri Lanka, Maldives, Marshall Islands, Myanmar, Malaysia, Philippines, Papua New Guinea, Democratic People's Republic of Korea, Singapore, Solomon Islands, Thailand, Timor-Leste, Tonga, Taiwan, Viet Nam, Vanuatu, Samoa.

Latin America/Caribbean: Argentina, Antigua and Barbuda, Bahamas, Belize, Bolivia, Brazil, Barbados, Chile, Colombia, Costa Rica, Cuba, Dominica, Dominican Republic, Ecuador, Grenada, Guatemala, Guyana, Honduras, Haiti, Jamaica, Saint Lucia, Mexico, Nicaragua, Panama, Peru, Paraguay, El Salvador, Suriname, Trinidad and Tobago, Uruguay, Saint Vincent and the Grenadines, Venezuela.

North Africa/Middle East: United Arab Emirates, Bahrain, Algeria, Egypt, Iran, Iraq, Jordan, Kuwait, Lebanon, Libyan Arab Jamahiriya, Morocco, Oman, Occupied Palestinian Territory, Qatar, Saudi Arabia, Syrian Arab Republic, Tunisia, Turkey, Yemen.

South Asia: Afghanistan, Bangladesh, Bhutan, India, Nepal, Pakistan.

Sub-Saharan Africa: Angola, Burundi, Benin, Burkina Faso, Botswana, Central African Republic, Côte d'Ivoire, Cameroon, Democratic Republic of the Congo, Congo, Comoros, Cape Verde, Djibouti, Eritrea, Ethiopia, Gabon, Ghana, Guinea, Gambia, Guinea-Bissau, Equatorial Guinea, Kenya, Liberia, Lesotho, Madagascar, Mali, Mozambique, Mauritania, Mauritius, Malawi, Namibia, Niger, Nigeria, Rwanda, Sudan, Senegal, Sierra Leone, Somalia, São Tomé and Príncipe, Swaziland, Seychelles, Chad, Togo, United Republic of Tanzania, Uganda, South Africa, Zambia, Zimbabwe.

Western Europe: Andorra, Austria, Belgium, Switzerland, Cyprus, Germany, Denmark, Spain, Finland, France, United Kingdom, Greece, Ireland, Iceland, Israel, Italy, Luxembourg, Malta, Netherlands, Norway, Portugal, Sweden.

Table S7. Global Cardiovascular Deaths Attributed to Sodium Consumption >1 g/d in 2010, by Age, Sex, World Region, and Country.

	Population characteristics, adults age 20+ y			Number of deaths attributed to sodium (95% UI)				Deaths per million adults attributed to sodium (95% UI)				Proportion of total CVD deaths attributed to sodium (95% UI)			
	No. of adults (millions)	Mean sodium (g/day)	Mean SBP (mmHg)	CHD	Stroke	Other CVD	All CVD	CHD	Stroke	Other CVD	All CVD	CHD	Stroke	Other CVD	All CVD
Globe															
Women															
Under age 70	1940000000	3.7(3.6, 3.9)	123 (115, 130)	96661 (64750, 130514)	128248 (89029, 167902)	53260 (37037, 69009)	278168 (192784, 362707)	59 (40, 80)	62 (43, 81)	29 (20, 38)	150 (104, 197)	18.0 (12.1, 24.3)	23.6 (16.3, 31.1)	14.6 (10.2, 19.0)	16.5 (11.5, 21.7)
Age 70 and over	293000000	3.9 (3.8, 4.0)	144 (131, 156)	263572 (158854, 381719)	253134 (164690, 349278)	118779 (80190, 157156)	635485 (411597, 867188)	912 (539, 1336)	733 (477, 1014)	404 (270, 539)	2049 (1318, 2827)	8.8 (5.2, 12.9)	9.1 (5.7, 13.0)	7.9 (5.2, 10.7)	8.2 (5.3, 11.3)
Women overall	2230000000	3.8 (3.7, 3.9)	133 (123, 143)	360233 (223604, 512234)	381382 (253718, 517179)	172039 (117227, 226165)	913653 (604381, 1229896)	486 (290, 708)	397 (260, 547)	217 (145, 289)	1100 (711, 1512)	13.4 (8.6, 18.6)	16.4 (11.0, 22.1)	11.2 (7.7, 14.9)	12.4 (8.4, 16.5)
Men															
Under age 70	1970000000	4.1 (4.0, 4.3)	128 (121, 135)	289585 (196764, 387865)	252564 (176071, 328044)	96818 (67580, 124337)	638968 (444627, 833541)	190 (130, 255)	114 (80, 149)	56 (39, 72)	360 (250, 472)	21.9 (14.8, 29.4)	29.1 (20.1, 38.0)	18.0 (12.6, 23.4)	20.4 (14.1, 26.6)
Age 70 and over	231000000	4.3 (4.2, 4.4)	142 (131, 154)	319055 (204092, 444785)	310305 (206397, 417610)	120712 (83477, 157898)	750072 (499086, 1009207)	1507 (956, 2116)	1064 (704, 1439)	500 (343, 659)	3070 (2021, 4164)	11.9 (7.5, 16.8)	12.8 (8.3, 17.6)	10.4 (7.0, 14.0)	11.0 (7.3, 14.9)
Men overall	2200000000	4.1 (4.0, 4.2)	135 (126, 145)	608640 (400856, 832649)	562870 (382468, 745655)	217531 (151058, 282235)	1389040 (943713, 1842748)	849 (543, 1185)	589 (392, 794)	278 (191, 365)	1715 (1135, 2318)	16.9 (11.2, 23.1)	20.9 (14.2, 27.8)	14.2 (9.8, 18.7)	15.7 (10.7, 20.8)
Both sexes overall	4430000000	4.0 (3.9, 4.0)	134 (125, 144)	968873 (624459, 1344883)	944251 (636186, 1262834)	389569 (268284, 508400)	2302693 (1548094, 3072643)	667 (416, 947)	493 (326, 671)	247 (168, 327)	1407 (923, 1915)	15.1 (9.9, 20.8)	18.7 (12.6, 24.9)	12.7 (8.7, 16.8)	14.0 (9.5, 18.6)
Australia and New Zealand															
Women															
Under age 70	7810000	3.3 (3.1, 3.5)	116 (109, 123)	128 (83, 177)	80 (53, 108)	45 (32, 58)	252 (173, 339)	18 (12, 26)	12 (8, 16)	6 (5, 8)	36 (25, 49)	14.9 (9.7, 20.8)	19.0 (12.8, 25.3)	11.7 (8.2, 15.3)	13.3 (9.2, 17.6)
Age 70 and over	1940000	3.3 (3.1, 3.5)	139 (128, 149)	1064 (441, 1874)	507 (290, 799)	338 (222, 459)	1908 (1091, 2888)	547 (227, 967)	260 (149, 411)	174 (114, 238)	981 (561, 1489)	6.1 (2.5, 10.8)	5.7 (2.8, 9.7)	5.6 (3.3, 8.2)	5.7 (3.1, 8.7)
Women overall	9760000	3.3 (3.1, 3.4)	127 (118, 136)	1192 (524, 2052)	586 (344, 907)	382 (253, 517)	2160 (1264, 3226)	283 (119, 496)	136 (79, 213)	90 (59, 123)	509 (293, 769)	10.5 (6.1, 15.8)	12.4 (7.8, 17.5)	8.6 (5.7, 11.8)	9.5 (6.2, 13.2)
Men															
Under age 70	7760000	3.6 (3.4, 3.8)	126 (119, 133)	613 (410, 845)	140 (94, 188)	116 (82, 148)	869 (595, 1159)	90 (60, 123)	20 (14, 27)	17 (12, 22)	127 (87, 170)	19.1 (12.8, 26.4)	25.3 (17.2, 34.0)	15.6 (10.8, 20.3)	17.7 (12.2, 23.4)
Age 70 and over	1640000	3.6 (3.4, 3.8)	141 (130, 151)	1440 (786, 2255)	466 (283, 686)	321 (228, 426)	2226 (1363, 3195)	880 (480, 1378)	285 (173, 419)	196 (139, 261)	1361 (834, 1953)	8.8 (4.8, 13.8)	8.6 (4.9, 13.2)	7.7 (4.9, 11.0)	8.0 (4.9, 11.6)
Men overall	9390000	3.6 (3.4, 3.8	133 (125, 142)	2054 (1196, 3100)	605 (376, 873)	437 (310, 574)	3095 (1958, 4354)	485 (270, 751)	153 (93, 223)	106 (76, 141)	744 (460, 1061)	14.0 (8.8, 20.1)	17.0 (11.0, 23.6)	11.6 (7.9, 15.6)	12.8 (8.5, 17.5)
Both sexes overall	19200000	3.4 (3.3, 3.6)	130 (121, 139)	3245 (1720, 5152)	1192 (720, 1780)	819 (563, 1091)	5256 (3222, 7580)	384 (195, 623)	144 (86, 218)	98 (67, 132)	626 (377, 915)	12.3 (7.5, 18.0)	14.7 (9.4, 20.5)	10.1 (6.8, 13.7)	11.2 (7.3, 15.3)
Canada and U.S.															
Women															
Under age 70	102000000	3.4 (3.3, 3.6)	117 (111, 122)	4461 (2873, 6166)	2024 (1339, 2774)	1990 (1402, 2564)	8475 (5798, 11172)	49 (32, 68)	22 (15, 30)	22 (15, 28)	93 (64, 123)	16.1 (10.4, 22.2)	20.7 (13.8, 27.9)	12.8 (8.9, 16.7)	14.5 (9.9, 19.2)
Age 70 and over	25600000	3.5 (3.3, 3.7)	137 (128, 145)	19144 (7518, 33298)	6292 (3580, 9872)	7100 (4591, 9838)	32536 (17697, 50367)	747 (293, 1299)	245 (140, 385)	277 (179, 384)	1269 (690, 1975)	6.7 (2.6, 11.7)	6.8 (3.6, 11.1)	6.2 (3.7, 9.2)	6.4 (3.6, 9.8)
Women overall	128000000	3.4 (3.3, 3.6)	127 (120, 134)	23605 (10391, 39464)	8316 (4919, 12646)	9091 (5994, 12402)	41011 (23495, 61539)	398 (162, 683)	134 (77, 208)	149 (97, 206)	681 (377, 1049)	11.4 (6.5, 16.9)	13.8 (8.7, 19.5)	9.5 (6.3, 12.9)	10.4 (6.8, 14.5)
Men															
Under age 70	102000000	3.8(3.6, 4.0)	123 (118, 127)	14138 (9389, 19355)	3033 (2021, 4125)	4683 (3257, 6040)	21855 (14881, 29036)	156 (104, 215)	34 (22, 46)	52 (36, 67)	242 (165, 321)	19.9 (13.2, 27.4)	26.3 (17.6, 35.4)	16.4 (11.3, 21.4)	18.5 (12.6, 24.5)
Age 70 and over	19400000	3.8 (3.6, 4.0)	133 (125, 141)	21123 (11751, 33256)	5057 (3131, 7176)	5846 (3971, 7800)	32026 (19580, 46592)	1091 (607, 1719)	261 (162, 371)	302 (205, 403)	1655 (1012, 2411)	9.0 (5.0, 14.2)	9.3 (5.6, 13.6)	8.0 (5.1, 11.4)	8.4 (5.2, 12.0)
Men overall	122000000	3.8 (3.7, 4.0)	128 (121, 134)	35261 (21140, 52611)	8090 (5152, 11301)	10530 (7228, 13840)	53880 (34461, 75629)	624 (356, 967)	147 (92, 208)	177 (121, 235)	948 (588, 1366)	14.4 (9.1, 20.8)	17.8 (11.6, 24.5)	12.2 (8.2, 16.4)	13.4 (8.9, 18.3)
Both sexes overall	250000000	3.6 (3.5, 3.7)	127 (120, 134)	58866 (31531, 92075)	16406 (10071, 23947)	19620 (13221, 26242)	94891 (57955, 137168)	511 (259, 825)	141 (85, 208)	163 (109, 220)	815 (483, 1207)	12.9 (7.8, 18.9)	15.8 (10.1, 22.0)	10.9 (7.2, 14.7)	11.9 (7.8, 16.4)
Central Asia/ Eastern and Central Europe															
Women															
Under age 70	133000000	4.3 (3.9, 4.8)	128 (120, 137)	18917 (13059, 24607)	16154 (11668, 20595)	4557 (3196, 5848)	39628 (27867, 51080)	163 (113, 212)	139 (101, 178)	39 (28, 50)	342 (241, 441)	22.7 (15.7, 29.5)	30.1 (21.5, 38.4)	18.3 (13.0, 23.4)	20.8 (14.8, 26.7)
Age 70 and over	32500000	4.4 (4.0, 4.8)	151 (137, 165)	85705 (53296, 121632)	54392 (36197, 74403)	12668 (8753, 16563)	152764 (98977, 209325)	2636 (1640, 3743)	1673 (1113, 2290)	390 (269, 510)	4699 (3045, 6444)	10.8 (6.7, 15.3)	11.4 (7.5, 15.6)	9.4 (6.4, 12.6)	9.9 (6.6, 13.3)
Women overall	165000000	4.3 (3.9, 4.7)	140 (128, 151)	104622 (66355, 146239)	70546 (47865, 94998)	17225 (11949, 22411)	192393 (126844, 260404)	1400 (876, 1977)	906 (607, 1234)	214 (148, 280)	2521 (1643, 3443)	16.7 (11.2, 22.4)	20.7 (14.5, 27.0)	13.9 (9.7, 18.0)	15.4 (10.7, 20.0)
Men															
Under age 70	125000000	4.8 (4.3, 5.3)	134 (126, 141)	68463 (48010, 89686)	32556 (23726, 41314)	12993 (9218, 16664)	114012 (80332, 147674)	640 (449, 839)	304 (222, 386)	121 (86, 156)	1066 (751, 1382)	27.0 (18.9, 35.4)	35.7 (25.6, 45.6)	21.8 (15.6, 27.9)	24.8 (17.7, 31.8)
Age 70 and over	17600000	4.8 (4.4, 5.3)	151 (138, 164)	78383 (51244, 107421)	45133 (30059, 60888)	11493 (7826, 15117)	135009 (89020, 183015)	4454 (2912, 6106)	2565 (1708, 3472)	653 (445, 862)	7672 (5059, 10404)	15.4 (10.1, 21.1)	16.9 (11.3, 22.7)	13.1 (8.9, 17.5)	14.0 (9.4, 18.8)
Men overall	142000000	4.8 (4.4, 5.2)	142 (132, 153)	146846 (99254, 197107)	77689 (53785, 102202)	24486 (17044, 31781)	249020 (169352, 330689)	2547 (1681, 3473)	1435 (965, 1929)	387 (265, 509)	4369 (2905, 5893)	21.2 (14.5, 28.3)	26.3 (18.4, 34.1)	17.5 (12.2, 22.7)	19.4 (13.6, 25.3)
Both sexes overall	308000000	4.5 (4.3, 4.8)	141 (130, 152)	251467 (165609, 343346)	148235 (101650, 197200)	41711 (28993, 54192)	441413 (296196, 591093)	1973 (1278, 2725)	1170 (786, 1582)	301 (207, 395)	3445 (2274, 4668)	19.0 (12.8, 25.3)	23.5 (16.5, 30.6)	15.7 (11.0, 20.3)	17.4 (12.1, 22.6)
East and Southeast Asia															
Women															
Under age 70	671000000	3.9 (3.6, 4.3)	122 (115, 129)	24315 (16556, 32648)	63282 (44046, 82402)	17553 (12475, 22405)	105149 (74438, 135503)	42 (29, 57)	110 (76, 143)	30 (22, 39)	182 (129, 236)	22.5 (15.3, 30.2)	29.2 (20.5, 37.9)	18.1 (12.9, 23.3)	20.5 (14.5, 26.6)
Age 70 and over	101000000	4.0 (3.6, 4.3)	141 (129, 154)	64854 (39173, 93577)	115008 (74359, 159178)	42602 (29328, 55584)	222464 (144986, 298194)	648 (391, 935)	1149 (743, 1591)	426 (293, 555)	2222 (1448, 2986)	11.3 (6.8, 16.3)	11.5 (7.3, 16.5)	10.1 (6.7, 13.6)	10.4 (6.8, 14.4)
Women overall	772000000	3.9 (3.6, 4.2)	132 (122, 141)	89168 (55729, 126225)	178290 (118405, 241580)	60155 (41803, 77989)	327613 (219424, 433697)	345 (210, 496)	629 (410, 867)	228 (157, 297)	1202 (789, 1611)	16.9 (11.1, 23.3)	20.4 (13.9, 27.2)	14.1 (9.8, 18.4)	15.5 (10.7, 20.5)
Men															
Under age 70	693000000	4.3 (3.9, 4.7)	127 (120, 134)	72257 (48785, 95788)	140376 (98330, 181456)	33786 (24046, 42675)	246420 (173637, 315458)	122 (82, 162)	237 (166, 306)	57 (41, 72)	416 (293, 533)	26.5 (17.9, 35.2)	35.5 (25.0, 45.6)	22.1 (15.6, 28.5)	25.0 (17.5, 32.2)
Age 70 and over	84600000	4.3 (4.0, 4.7)	140 (128, 151)	88671 (56719, 123110)	172717 (115579, 232236)	47059 (33194, 60907)	308447 (208878, 410206)	1055 (675, 1466)	2054 (1375, 2763)	560 (395, 728)	3668 (2484, 4905)	15.4 (9.8, 21.4)	16.9 (11.2, 23.3)	13.6 (9.3, 18.1)	14.4 (9.7, 19.4)
Men overall	778000000	4.3(3.9, 4.6)	133 (124, 142)	160928 (105504, 218898)	313094 (213909, 413692)	80845 (57240, 103582)	554867 (382515, 725664)	588 (378, 814)	1145 (770, 1535)	308 (218, 400)	2042 (1389, 2719)	20.9 (13.9, 28.3)	26.2 (18.1, 34.5)	17.9 (12.5, 23.3)	19.7 (13.6, 25.8)
Both sexes overall	1550000000	4.1 (3.9, 4.6)	132 (123, 142)	250096 (161233, 345123)	491383 (332314, 655272)	141000 (99043, 181571)	882479 (601939, 1159361)	467 (294, 655)	887 (590, 1201)	268 (187, 348)	1622 (1089, 2165)	18.9 (12.5, 25.8)	23.3 (16.0, 30.8)	16.0 (11.1, 20.9)	17.6 (12.1, 23.1)
Latin America and Caribbean															
Women															
Under age 70	168000000	3.1 (2.8, 3.4)	123 (114, 131)	6225 (4176, 8324)	7089 (4827, 9430)	3937 (2767, 5095)	17251 (11739, 22822)	44 (30, 59)	50 (34, 67)	28 (20, 36)	122 (83, 162)	16.4 (11.0, 21.9)	21.7 (14.9, 28.9)	13.5 (9.5, 17.6)	15.3 (10.6, 20.1)
Age 70 and over	22700000	3.1 (2.8, 3.4)	144 (130, 158)	13221 (8480, 18904)	10325 (6686, 14144)	9179 (6106, 12230)	32726 (21620, 44514)	592 (379, 849)	462 (299, 635)	411 (273, 547)	1464 (968, 1994)	7.5 (4.8, 10.8)	8.0 (5.1, 11.3)	7.0 (4.6, 9.5)	7.2 (4.7, 9.9)
Women overall	191000000	3.1 (2.8, 3.3)	133 (122, 145)	19446 (12655, 27227)	17414 (11513, 23574)	13115 (8873, 17325)	49976 (33359, 67336)	318 (205, 454)	256 (167, 351)	219 (146, 292)	793 (525, 1078)	11.9 (7.9, 16.3)	14.9 (10.0, 20.1)	10.3 (7.1, 13.6)	11.3 (7.7, 15.0)
Men															
Under age 70	162000000	3.4 (3.0, 3.7)	130 (122, 138)	16287 (11183, 21652)	11608 (7972, 15026)	6614 (4692, 8433)	34509 (24021, 44901)	121 (83, 161)	86 (59, 112)	49 (35, 63)	256 (178, 333)	20.5 (14.1, 27.3)	28.0 (19.4, 36.1)	17.4 (12.3, 22.4)	19.6 (13.7, 25.4)
Age 70 and over	17900000	3.4 (3.1, 3.7)	145 (131, 158)	18551 (11977, 25571)	13413 (8856, 18154)	9979 (6807, 13143)	41943 (27926, 56450)	1052 (679, 1461)	760 (502, 1032)	566 (386, 745)	2378 (1583, 3204)	10.8 (7.0, 15.0)	12.0 (7.8, 16.6)	9.8 (6.6, 13.1)	10.3 (6.9, 13.9)
Men overall	180000000	3.3 (3.1, 3.7)	137 (126, 148)	34838 (23160, 47223)	25021 (16828, 33180)	16593 (11499, 21576)	76452 (51947, 101351)	586 (381, 811)	423 (281, 572)	307 (210, 404)	1317 (881, 1769)	15.7 (10.5, 21.2)	20.0 (13.6, 26.4)	13.6 (9.4, 17.8)	14.9 (10.3, 19.6)
Both sexes overall	371000000	3.2 (3.0, 3.4)	135 (124, 146)	54285 (35815, 74450)	42435 (28341, 56754)	29709 (20373, 38901)	126428 (85306, 168686)	452 (293, 633)	340 (224, 461)	263 (178, 348)	1055 (703, 1423)	13.8 (9.2, 18.7)	17.4 (11.8, 23.2)	11.9 (8.3, 15.7)	13.1 (9.0, 17.3)
North Africa and Middle East															
Women															
Under age 70	121000000	3.8 (3.5 4.1)	125 (118, 133)	8006 (5525, 10582)	7054 (4808, 9190)	4950 (3399, 6445)	20011 (13832, 26108)	81 (56, 107)	71 (49, 93)	50 (34, 66)	202 (140, 264)	18.3 (12.6, 24.2)	24.4 (16.8, 31.9)	14.8 (10.3, 19.2)	16.8 (11.7, 21.9)
Age 70 and over	11200000	3.8 (3.6, 4.1)	145 (132, 157)	12811 (8192, 17302)	10245 (6845, 13707)	8084 (5385, 10742)	31141 (20632, 41385)	1148 (734, 1552)	918 (614, 1229)	725 (483, 964)	2791 (1849, 3714)	10.2 (6.5, 13.8)	10.9 (7.1, 14.6)	9.2 (6.2, 12.2)	9.6 (6.4, 12.8)
Women overall	132000000	3.7 (3.5, 4.0)	135 (125, 145)	20817 (13718, 27884)	17300 (11653, 22897)	13035 (8784, 17187)	51151 (34464, 67493)	615 (395, 830)	495 (331, 661)	387 (259, 515)	1497 (995, 1989)	14.2 (9.6, 19.0)	17.7 (11.9, 23.3)	12.0 (8.3, 15.7)	13.2 (9.1, 17.4)
Men															
Under age 70	128000000	4.1 (3.8, 4.5)	128 (121, 135)	20905 (14017, 27717)	11917 (7833, 15639)	7913 (5406, 10265)	40735 (27160, 53210)	199 (133, 263)	113 (74, 149)	75 (51, 98)	387 (258, 507)	22.1 (14.8, 29.3)	28.8 (19.3, 37.7)	18.1 (12.5, 23.5)	20.4 (13.9, 26.6)
Age 70 and over	9670000	4.2 (3.9, 4.6)	142 (131, 154)	19380 (12589, 26585)	12267 (8248, 16378)	8965 (6139, 11807)	40612 (27005, 54093)	2004 (1302, 2749)	1268 (853, 1696)	927 (635, 1222)	4199 (2793, 5594)	13.3 (8.6, 18.2)	14.3 (9.5, 19.2)	11.5 (8.0, 15.2)	12.2 (8.3, 16.2)
Men overall	138000000	4.1 (3.8, 4.4)	135 (126, 144)	40285 (26606, 54302)	24184 (16081, 32018)	16878 (11545, 22072)	81347 (54165, 107303)	1101 (718, 1506)	691 (464, 922)	501 (343, 660)	2293 (1526, 3051)	17.7 (11.7, 23.8)	21.5 (14.4, 28.5)	14.8 (10.2, 19.4)	16.3 (11.1, 21.4)
Both sexes overall	270000000	3.9 (3.7, 4.1)	135 (126, 145)	61102 (40324, 82186)	41484 (27734, 54914)	29912 (20330, 39259)	132498 (88630, 174796)	858 (556, 1168)	593 (397, 792)	444 (301, 587)	1895 (1260, 2520)	16.0 (10.6, 21.4)	19.6 (13.2, 25.9)	13.4 (9.2, 17.5)	14.8 (10.1, 19.4)
South Asia															
Women															
Under age 70	419000000	3.6 (3.4, 3.8)	124 (116, 132)	26858 (17272, 37578)	19565 (13518, 26118)	13004 (8921, 16975)	59427 (40088, 78622)	78 (50, 109)	57 (39, 76)	38 (26, 49)	172 (116, 228)	17.3 (11.1, 24.3)	23.1 (15.9, 30.6)	14.2 (9.8, 18.6)	16.1 (11.0, 21.3)
Age 70 and over	40100000	3.6 (3.4, 3.8)	143 (129, 156)	34274 (21554, 48546)	28514 (18717, 38916)	15494 (10372, 20531)	78282 (51632, 106732)	855 (538, 1211)	711 (467, 977)	387 (259, 514)	1953 (1289, 2685)	9.6 (6.0, 13.6)	10.4 (6.7, 14.5)	8.6 (5.7, 11.6)	9.0 (5.9, 12.3)
Women overall	459000000	3.6 (3.4, 3.7)	133 (122, 144)	61132 (38826, 86124)	48080 (32235, 65034)	28497 (19293, 37506)	137709 (91720, 185354)	466 (294, 660)	384 (253, 526)	212 (142, 282)	1063 (702, 1457)	13.5 (8.6, 19.0)	16.8 (11.3, 22.6)	11.4 (7.8, 15.1)	12.5 (8.5, 16.8)
Men															
Under age 70	443000000	3.9 (3.6, 4.1)	125 (117, 133)	74302 (49612, 102730)	33391 (23006, 44618)	21572 (14621, 28160)	129265 (89186, 174402)	204 (136, 286)	92 (63, 123)	59 (40, 77)	355 (245, 479)	20.4 (13.6, 28.6)	27.5 (18.9, 36.6)	16.9 (11.6, 22.2)	19.2 (13.1, 25.4)
Age 70 and over	36500000	3.9 (3.7, 4.1)	137 (124, 150)	51402 (33204, 71532)	34689 (22863, 46433)	20273 (13751, 26545)	106364 (70258, 144070)	1409 (910, 1962)	951 (627, 1279)	556 (377, 734)	2916 (1926, 3951)	12.0 (7.7, 16.7)	13.0 (8.6, 17.8)	10.4 (7.0, 13.9)	11.0 (7.4, 14.8)
Men overall	480000000	3.9 (3.7, 4.1)	131 (121, 142)	125704 (82816, 174262)	68080 (45870, 91051)	41845 (28372, 54704)	235629 (159445, 318472)	807 (523, 1124)	521 (345, 701)	308 (209, 406)	1636 (1086, 2215)	16.2 (10.7, 22.6)	20.3 (13.7, 27.2)	13.7 (9.3, 18.0)	15.1 (10.2, 20.1)

Both sexes overall	939000000	3.7 (3.6, 3.8)	132 (122, 143)	186836 (121642, 260386)	116160 (78105, 156085)	70343 (47665, 92210)	373338 (251165, 503826)	637 (409, 892)	453 (299, 614)	260 (175, 344)	1349 (894, 1836)	14.8 (9.6, 20.8)	18.5 (12.5, 24.9)	12.5 (8.5, 16.6)	13.8 (9.4, 18.5)
Sub-Saharan Africa															
Women															
Under age 70	188000000	2.4 (2.1, 2.7)	130 (122, 138)	5119 (3412, 6943)	10795 (7257, 14397)	5858 (3879, 7852)	21772 (14550, 28975)	35 (23, 47)	73 (49, 98)	40 (26, 54)	148 (99, 197)	16.2 (10.8, 21.9)	21.4 (14.4, 28.7)	13.1 (8.7, 17.6)	14.9 (9.9, 20.0)
Age 70 and over	15100000	2.4 (2.2, 2.7)	153 (139, 167)	6523 (4221, 8850)	12230 (8059, 16651)	7104 (4692, 9545)	25857 (17095, 35045)	432 (280, 588)	810 (534, 1104)	470 (311, 633)	1713 (1132, 2322)	9.5 (6.2, 13.0)	10.5 (6.9, 14.3)	8.0 (5.3, 10.8)	8.6 (5.7, 11.6)
Women overall	203000000	2.4 (2.1, 2.6)	142 (131, 153)	11643 (7633, 15793)	23025 (15316, 31048)	12961 (8571, 17397)	47630 (31645, 64020)	233 (151, 318)	442 (292, 601)	255 (169, 343)	930 (616, 1259)	12.9 (8.5, 17.5)	16.0 (10.7, 21.5)	10.5 (7.0, 14.2)	11.7 (7.8, 15.8)
Men															
Under age 70	186000000	2.6 (2.3, 2.9)	133 (125, 140)	9391 (6159, 12659)	15158 (10015, 20058)	5636 (3740, 7520)	30185 (19890, 40229)	65 (42, 87)	104 (69, 139)	39 (26, 52)	208 (137, 277)	19.2 (12.6, 25.9)	25.3 (16.9, 33.5)	15.7 (10.5, 20.9)	17.8 (11.9, 23.6)
Age 70 and over	12300000	2.7 (2.4, 3.0)	149 (136, 162)	7194 (4659, 9660)	11972 (7875, 15984)	4237 (2842, 5647)	23403 (15451, 31213)	584 (378, 785)	972 (640, 1302)	344 (231, 459)	1901 (1255, 2537)	12.0 (7.8, 16.2)	13.5 (8.8, 18.1)	10.2 (6.8, 13.5)	10.9 (7.3, 14.6)
Men overall	198000000	2.6 (2.3, 2.9)	141 (131, 151)	16585 (10818, 22319)	27131 (17889, 36042)	9873 (6582, 13167)	53589 (35341, 71442)	324 (210, 436)	538 (354, 720)	191 (128, 256)	1054 (696, 1407)	15.6 (10.2, 21.0)	19.4 (12.9, 25.8)	12.9 (8.7, 17.2)	14.3 (9.6, 19.1)
Both sexes overall	401000000	2.5 (2.3, 2.7)	141 (131, 152)	28228 (18451, 38112)	50156 (33205, 67090)	22834 (15153, 30564)	101218 (66986, 135462)	279 (181, 377)	490 (323, 661)	223 (148, 299)	992 (656, 1333)	14.2 (9.3, 19.2)	17.7 (11.8, 23.6)	11.7 (7.9, 15.7)	13.0 (8.7, 17.5)
Western Europe															
Women															
Under age 70	125000000	3.6 (3.4, 3.8)	121 (114, 128)	2633 (1794, 3489)	2204 (1512, 2888)	1366 (966, 1768)	6203 (4298, 8088)	23 (16, 31)	19 (13, 26)	12 (9, 16)	55 (38, 72)	17.7 (12.0, 23.5)	23.1 (16.0, 30.4)	14.7 (10.5, 19.0)	16.5 (11.6, 21.4)
Age 70 and over	42900000	3.7 (3.5, 3.9)	142 (132, 153)	25976 (15979, 37736)	15620 (9957, 21608)	16211 (10740, 21664)	57807 (37867, 78740)	606 (373, 880)	364 (232, 504)	378 (251, 506)	1349 (884, 1837)	7.2 (4.5, 10.5)	6.7 (4.2, 9.5)	6.7 (4.4, 9.1)	6.8 (4.4, 9.3)
Women overall	168000000	3.6 (3.5, 3.7)	132 (123, 141)	28608 (17773, 41225)	17825 (11469, 24495)	17577 (11706, 23432)	64010 (42165, 86827)	315 (194, 456)	192 (123, 265)	195 (130, 261)	702 (461, 954)	12.5 (8.3, 17.0)	14.9 (10.1, 19.9)	10.7 (7.5, 14.0)	11.6 (8.0, 15.4)
Men															
Under age 70	126000000	4.0 (3.8, 4.2)	130 (124, 137)	13229 (9199, 17433)	4384 (3074, 5621)	3505 (2519, 4433)	21118 (14925, 27471)	117 (81, 154)	39 (27, 50)	31 (22, 39)	187 (132, 243)	22.1 (15.3, 29.1)	29.4 (20.6, 37.9)	18.3 (13.0, 23.4)	20.6 (14.6, 26.5)
Age 70 and over	31900000	4.0 (3.8, 4.2)	144 (134, 155)	32910 (21163, 45394)	14592 (9504, 19675)	12540 (8718, 16505)	60042 (39605, 80373)	1031 (663, 1421)	457 (298, 617)	393 (273, 518)	1880 (1240, 2518)	10.6 (6.8, 14.6)	10.3 (6.7, 14.2)	9.3 (6.3, 12.4)	9.6 (6.4, 12.9)
Men overall	158000000	4.0 (3.9, 4.2)	137 (129, 146)	46139 (30362, 62827)	18976 (12578, 25296)	16045 (11238, 20938)	81160 (54530, 107844)	574 (372, 788)	248 (162, 333)	212 (148, 278)	1033 (686, 1380)	16.3 (11.1, 21.9)	19.9 (13.6, 26.1)	13.8 (9.7, 17.9)	15.1 (10.5, 19.7)
Both sexes overall	326000000	3.8 (3.7, 3.9)	135 (126, 143)	74748 (48135, 104052)	36801 (24046, 49791)	33622 (22944, 44370)	145170 (96695, 194671)	444 (283, 622)	220 (143, 299)	203 (139, 270)	868 (573, 1167)	14.4 (9.7, 19.4)	17.4 (11.9, 23.0)	12.2 (8.6, 16.0)	13.4 (9.3, 17.6)
Afghanistan															
Under age 70	9770000	3.4 (2.4, 4.3)	125 (115, 134)	2723 (1811, 3748)	2519 (1705, 3381)	1135 (760, 1497)	6376 (4353, 8387)	279 (185, 383)	258 (174, 346)	116 (78, 153)	652 (445, 861)	17.1 (11.4, 23.5)	21.9 (14.8, 29.4)	11.9 (8.0, 15.7)	17.9 (12.2, 23.6)
Age 70 and over	703000	3.4 (2.5, 4.4)	141 (125, 157)	1646 (1092, 2234)	1568 (1033, 2088)	727 (492, 968)	3941 (2625, 5262)	2343 (1553, 3179)	2232 (1470, 2974	1034 (700, 1378)	5608 (3736, 7488)	10.6 (7.1, 14.4)	12.0 (7.9, 16.0)	10.4 (7.1, 13.9)	11.4 (7.6, 15.3)
Overall	10500000	3.4 (2.5, 4.4)	133 (120, 146)	4369 (2941, 5902)	4087 (2730, 5409)	1861 (1246, 2464)	10318 (7013, 13648)	417 (281, 563)	390 (261, 517)	178 (119, 235)	985 (669, 1303)	13.9 (9.4, 18.8)	16.7 (11.1, 22.1)	11.3 (7.6, 14.9)	14.7 (10.0, 19.5)
Albania															
Under age 70	1570000	3.7 (2.7, 4.6)	131 (122, 139)	244 (169, 330)	176 (119, 230)	59 (41, 77)	479 (336, 623)	156 (108, 211)	112 (76, 147)	38 (26, 49)	305 (215, 398)	21.6 (14.9, 29.2)	27.9 (19.0, 36.7)	14.9 (10.4, 19.4)	22.8 (16.0, 29.8)
Age 70 and over	310000	3.7 (2.8, 4.7)	144 (131, 158)	467 (292, 653)	500 (327, 706)	150 (100, 199)	1116 (737, 1508)	1508 (945, 2108)	1615 (1055, 2281	483 (323, 643)	3607 (2382, 4870)	10.8 (6.8, 15.1)	11.0 (7.2, 15.5)	9.1 (6.1, 12.2)	10.9 (7.2, 14.7)
Overall	1880000	3.7 (2.8, 4.7)	138 (127, 148)	711 (472, 965)	675 (455, 927)	209 (142, 275)	1595 (1100, 2118)	379 (251, 515)	360 (243, 494)	111 (76, 146)	850 (586, 1129)	13.0 (8.6, 17.7)	13.1 (8.8, 17.9)	10.3 (7.0, 13.5)	12.9 (8.9, 17.1)
Algeria															
Under age 70	17000000	4.3 (3.3, 5.3)	129 (122, 136)	1401 (936, 1872)	1475 (1024, 1938)	869 (591, 1131)	3745 (2548, 4916)	83 (55, 111)	87 (60, 115)	51 (35, 67)	221 (150, 290)	23.8 (15.9, 31.9)	30.8 (21.3, 40.7)	19.5 (13.2, 25.4)	25.8 (17.6, 34.0)
Age 70 and over	1630000	4.3 (3.3, 5.4)	146 (134, 159)	1726 (1132, 2421)	2063 (1363, 2753)	1435 (984, 1902)	5224 (3497, 6990)	1060 (695, 1487)	1267 (837, 1691)	881 (604, 1172)	3207 (2148, 4295)	13.5 (8.8, 18.9)	13.7 (9.1, 18.3)	14.4 (9.8, 19.1)	14.3 (9.6, 19.2)
Overall	18600000	4.3 (3.3, 5.4)	138 (128, 148)	3127 (2105, 4151)	3538 (2411, 4636)	2304 (1583, 3028)	8969 (6135, 11877)	168 (113, 225)	190 (130, 250)	124 (85, 163)	483 (330, 640)	16.7 (11.3, 22.4)	17.8 (12.1, 23.4)	15.9 (10.9, 20.9)	17.6 (12.0, 23.3)
Andorra															
Under age 70	45500	3.8 (2.9, 4.7)	125 (116, 134)	3 (2, 4)	1 (1, 1)	1 (0, 1)	5 (3, 6)	65 (43, 89)	23 (16, 31)	14 (10, 18)	102 (70, 135)	22.2 (14.7, 30.3)	28.1 (19.5, 36.7)	14.9 (10.9, 18.8)	22.4 (15.4, 29.6)
Age 70 and over	15000	3.8 (3.0, 4.7)	142 (127, 158)	14 (8, 21)	7 (4, 10)	5 (3, 6)	26 (16, 36)	944 (510, 1428)	448 (264, 661)	306 (204, 414)	1698 (1054, 2412)	8.8 (4.7, 13.3)	7.3 (4.3, 10.7)	7.0 (4.7, 9.4)	8.2 (5.1, 11.7)
Overall	60600	3.8 (2.9, 4.7)	134 (122, 146)	17 (10, 25)	8 (5, 11)	5 (4, 7)	30 (19, 42)	283 (167, 414)	129 (78, 185)	86 (59, 115)	498 (320, 689)	9.8 (5.8, 14.3)	8.1 (4.9, 11.6)	7.5 (5.1, 10.0)	9.1 (5.8, 12.6)
Angola															
Under age 70	5950000	2.5 (1.9, 3.1)	131 (121, 140)	468 (308, 651)	594 (398, 803)	273 (182, 367)	1336 (897, 1781)	79 (52, 109)	100 (67, 135)	46 (31, 62)	225 (151, 300)	18.7 (12.3, 26.0)	24.5 (16.4, 33.1)	15.6 (10.4, 21.0)	20.8 (13.9, 27.8)
Age 70 and over	473000	2.5 (1.9, 3.2)	150 (134, 167)	367 (240, 501)	491 (324, 657)	224 (147, 299)	1082 (713, 1452)	775 (507, 1060)	1037 (685, 1388)	474 (311, 632)	2286 (1507, 3073)	11.1 (7.3, 15.2)	12.5 (8.3, 16.7)	11.8 (7.7, 15.7)	12.2 (8.0, 16.4)
Overall	6420000	2.5 (1.9, 3.2)	141 (128, 154)	835 (550, 1141)	1085 (731, 1457)	497 (328, 667)	2418 (1617, 3251)	130 (86, 178)	169 (114, 227)	77 (51, 104)	376 (252, 506)	14.4 (9.5, 19.6)	17.1 (11.5, 22.9)	13.6 (9.0, 18.3)	15.8 (10.6, 21.3)
Antigua and Barbuda															
Under age 70	40200	2.7 (2.0, 3.4)	128 (119, 138)	2 (1, 3)	1 (1, 2)	2 (1, 2)	5 (3, 6)	46 (31, 64)	34 (23, 45)	39 (27, 52)	120 (82, 158)	14.1 (9.3, 19.6)	18.6 (12.4, 24.7)	11.9 (8.2, 15.6)	15.1 (10.3, 19.9)
Age 70 and over	7030	2.7 (2.0, 3.4)	147 (131, 163)	4 (2, 6)	3 (2, 5)	3 (2, 4)	10 (7, 14)	585 (344, 862)	437 (269, 642)	454 (299, 609)	1476 (932, 2041)	6.4 (3.7, 9.4)	6.5 (4.0, 9.6)	7.5 (4.9, 10.0)	7.0 (4.4, 9.7)
Overall	47300	2.7 (2.0, 3.4)	138 (125, 150)	6 (4, 9)	4 (3, 6)	5 (3, 6)	15 (10, 21)	126 (81, 182)	94 (61, 131)	101 (69, 134)	321 (212, 437)	7.7 (4.9, 11.1)	8.2 (5.3, 11.4)	8.5 (5.8, 11.3)	8.4 (5.6, 11.5)
Argentina															
Under age 70	19400000	3.0 (2.9, 3.2)	123 (114, 132)	1421 (941, 1948)	1102 (748, 1467)	724 (509, 941)	3246 (2233, 4269)	73 (49, 101)	57 (39, 77)	37 (26, 49)	168 (115, 221)	15.7 (10.4, 21.5)	19.9 (13.5, 26.8)	12.4 (8.7, 16.1)	16.6 (11.4, 21.8)
Age 70 and over	4280000	3.0 (2.9, 3.2)	137 (122, 152)	2777 (1660, 4155)	1590 (1024, 2219)	1959 (1321, 2631)	6326 (4196, 8731)	649 (388, 971)	372 (240, 519)	458 (309, 616)	1479 (981, 2041)	7.0 (4.2, 10.4)	7.1 (4.5, 9.8)	6.5 (4.4, 8.7)	7.2 (4.7, 9.9)
Overall	23600000	3.0 (2.9, 3.2)	130 (118, 142)	4197 (2697, 5901)	2692 (1805, 3603)	2683 (1827, 3549)	9572 (6483, 12963)	178 (114, 250)	114 (76, 153)	114 (77, 150)	405 (274, 549)	8.6 (5.5, 12.1)	9.6 (6.4, 12.8)	7.4 (5.0, 9.8)	8.9 (6.0, 12.0)
Armenia															
Under age 70	1550000	5.0 (3.8, 6.2)	133 (126, 140)	533 (362, 707)	234 (165, 302)	93 (67, 117)	860 (595, 1109)	343 (233, 455)	151 (107, 195)	60 (43, 75)	554 (383, 716)	30.4 (20.6, 40.3)	38.7 (27.3, 50.0)	26.2 (18.8, 33.0)	32.3 (22.3, 41.7)
Age 70 and over	344000	5.0 (3.8, 6.2)	151 (138, 164)	1232 (754, 1775)	567 (371, 781)	168 (115, 218)	1967 (1250, 2704)	3582 (2194, 5161)	1648 (1080, 2281	489 (336, 635)	5719 (3634, 7863)	14.9 (9.1, 21.5)	15.4 (10.1, 21.3)	20.8 (14.3, 27.0)	15.6 (9.9, 21.4)
Overall	1900000	5.0 (3.8, 6.2)	142 (132, 152)	1765 (1136, 2451)	801 (540, 1066)	261 (184, 335)	2826 (1885, 3773)	931 (599, 1292)	422 (285, 564)	138 (97, 177)	1490 (994, 2002)	17.6 (11.3, 24.5)	18.7 (12.6, 25.0)	22.4 (15.8, 28.8)	18.5 (12.3, 24.8)
Australia															
Under age 70	11500000	3.4 (3.2, 3.7)	120 (114, 127)	594 (398, 811)	177 (121, 232)	128 (92, 165)	898 (616, 1196)	52 (35, 70)	15 (10, 20)	11 (8, 14)	78 (53, 104)	18.2 (12.2, 24.8)	22.5 (15.4, 29.9)	10.9 (7.8, 14.1)	17.8 (12.2, 23.8)
Age 70 and over	3010000	3.5 (3.3, 3.7)	140 (131, 150)	2073 (1100, 3251)	809 (500, 1207)	552 (377, 732)	3435 (2158, 4939)	688 (365, 1081)	269 (166, 402)	183 (125, 244)	1140 (717, 1643)	7.4 (3.9, 11.6)	6.1 (3.8, 9.1)	5.6 (3.8, 7.4)	6.9 (4.3, 9.9)
Overall	14500000	3.5 (3.2, 3.7)	130 (122, 138)	2667 (1567, 3966)	986 (633, 1420)	680 (467, 896)	4333 (2823, 6013)	183 (108, 273)	68 (44, 98)	47 (32, 62)	298 (194, 414)	8.5 (5.0, 12.7)	7.0 (4.5, 10.1)	6.2 (4.2, 8.1)	7.9 (5.1, 10.9)
Austria															
Under age 70	4640000	4.0 (3.5, 4.5)	127 (118, 135)	341 (227, 464)	125 (86, 165)	94 (68, 118)	560 (388, 737)	74 (49, 101)	27 (18, 36)	20 (15, 26)	121 (84, 159)	22.7 (15.1, 31.0)	28.7 (19.6, 38.0)	17.6 (12.7, 22.2)	23.3 (16.2, 30.8)
Age 70 and over	1490000	4.0 (3.5, 4.5)	142 (128, 157)	1501 (817, 2363)	552 (343, 789)	733 (488, 992)	2786 (1776, 4006)	1009 (549, 1588)	371 (231, 530)	492 (328, 667)	1873 (1194, 2692)	8.8 (4.8, 13.9)	8.0 (4.9, 11.4)	8.7 (5.8, 11.8)	9.0 (5.7, 12.9)
Overall	6120000	4.0 (3.5, 4.5)	134 (123, 146)	1842 (1088, 2762)	677 (434, 941)	827 (559, 1108)	3346 (2187, 4706)	301 (178, 451)	111 (71, 154)	135 (91, 181)	546 (357, 768)	10.0 (5.9, 14.9)	9.2 (5.9, 12.8)	9.3 (6.3, 12.4)	10.0 (6.5, 14.0)
Azerbaijan															
Under age 70	4740000	5.1 (3.9, 6.3)	129 (123, 136)	1503 (1025, 2025)	728 (513, 942)	361 (249, 464)	2593 (1804, 3379)	317 (216, 427)	154 (108, 199)	76 (53, 98)	547 (381, 714)	29.5 (20.1, 39.7)	38.1 (26.8, 49.3)	23.6 (16.3, 30.4)	31.2 (21.7, 40.6)
Age 70 and over	602000	5.1 (3.9, 6.4)	146 (134, 158)	2192 (1401, 3051)	1103 (733, 1499)	422 (290, 549)	3717 (2450, 5032)	3640 (2326, 5064)	1830 (1216, 2495	701 (482, 914)	6171 (4068, 8353)	16.1 (10.3, 22.4)	17.3 (11.5, 23.5)	17.9 (12.3, 23.4)	16.9 (11.1, 22.9)
Overall	5340000	5.1 (3.9, 6.4)	138 (129, 147)	3696 (2506, 5029)	1831 (1255, 2418)	783 (542, 1013)	6310 (4325, 8303)	692 (469, 942)	343 (235, 453)	147 (102, 190)	1182 (810, 1557)	19.8 (13.4, 26.9)	22.1 (15.1, 29.1)	20.2 (14.0, 26.1)	20.8 (14.3, 27.4)
Bahamas															
Under age 70	182000	3.0 (2.2, 3.8)	127 (118, 137)	8 (5, 11)	5 (3, 7)	9 (6, 12)	22 (15, 29)	44 (29, 62)	28 (19, 38)	51 (34, 66)	123 (83, 162)	16.2 (10.5, 22.6)	21.3 (14.4, 28.7)	15.8 (10.8, 20.5)	18.1 (12.3, 23.9)
Age 70 and over	23400	3.0 (2.3, 3.8)	146 (130, 161)	9 (6, 13)	7 (4, 9)	12 (8, 15)	27 (18, 37)	385 (237, 546)	284 (183, 402)	492 (330, 654)	1161 (765, 1576)	8.1 (5.0, 11.6)	8.1 (5.2, 11.5)	11.3 (7.6, 15.0)	9.7 (6.4, 13.2)
Overall	205000	3.0 (2.3, 3.8)	137 (124, 149)	17 (11, 23)	12 (8, 16)	21 (14, 27)	49 (33, 66)	83 (54, 115)	57 (39, 78)	101 (68, 132)	241 (163, 323)	10.6 (6.9, 14.7)	11.1 (7.5, 15.1)	12.9 (8.7, 16.9)	12.3 (8.3, 16.4)
Bahrain															
Under age 70	795000	5.3 (4.6, 6.0)	129 (121, 137)	54 (35, 72)	26 (18, 33)	22 (15, 28)	101 (69, 131)	67 (44, 91)	32 (22, 42)	27 (18, 35)	127 (86, 165)	30.3 (20.0, 41.0)	39.1 (27.0, 50.6)	23.3 (15.6, 30.3)	31.3 (21.3, 40.7)
Age 70 and over	26000	5.4 (4.7, 6.1)	147 (133, 161)	28 (18, 38)	15 (10, 20)	12 (8, 15)	55 (37, 73)	1071 (707, 1455)	583 (385, 785)	447 (304, 584)	2101 (1413, 2805)	17.5 (11.6, 23.8)	18.2 (12.0, 24.5)	15.5 (10.5, 20.3)	17.8 (12.0, 23.8)
Overall	821000	5.4 (4.6, 6.1)	138 (127, 149)	81 (55, 108)	41 (28, 53)	33 (23, 43)	156 (107, 203)	99 (67, 132)	50 (34, 65)	41 (28, 53)	189 (130, 247)	24.3 (16.3, 32.4)	27.4 (18.8, 35.8)	19.8 (13.6, 25.7)	24.7 (17.0, 32.3)
Bangladesh															
Under age 70	65200000	3.6 (2.7, 4.4)	124 (115, 134)	3255 (2135, 4547)	1900 (1286, 2526)	2883 (1880, 3822)	8038 (5338, 10697)	50 (33, 70)	29 (20, 39)	44 (29, 59)	123 (82, 164)	18.3 (12.0, 25.6)	24.0 (16.3, 32.0)	14.9 (9.7, 19.8)	19.0 (12.6, 25.3)
Age 70 and over	6820000	3.6 (2.7, 4.5)	141 (125, 157)	3207 (2013, 4457)	3697 (2419, 5017)	3560 (2410, 4763)	10464 (6933, 13992)	470 (295, 654)	542 (355, 736)	522 (353, 699)	1534 (1017, 2053)	10.6 (6.7, 14.8)	10.4 (6.8, 14.1)	10.6 (7.2, 14.2)	11.1 (7.3, 14.8)
Overall	72000000	3.6 (2.7, 4.5)	133 (120, 146)	6461 (4220, 8838)	5597 (3744, 7591)	6443 (4334, 8587)	18502 (12326, 24672)	90 (59, 123)	78 (52, 106)	90 (60, 119)	257 (171, 343)	13.5 (8.8, 18.5)	12.9 (8.6, 17.5)	12.2 (8.2, 16.2)	13.5 (9.0, 18.0)
Barbados															
Under age 70	155000	3.4 (3.0, 3.9)	128 (119, 136)	9 (6, 13)	7 (5, 9)	8 (5, 10)	24 (17, 31)	61 (41, 84)	46 (32, 61)	49 (33, 64)	156 (108, 204)	19.1 (12.9, 26.1)	25.3 (17.4, 33.6)	14.8 (10.1, 19.3)	19.8 (13.8, 26.0)
Age 70 and over	31200	3.5 (3.0, 3.9)	149 (137, 161)	20 (12, 30)	18 (11, 25)	16 (11, 21)	54 (35, 74)	652 (370, 992)	571 (358, 811)	497 (338, 673)	1721 (1106, 2381)	8.8 (5.0, 13.4)	8.0 (5.0, 11.4)	9.6 (6.5, 13.0)	9.1 (5.8, 12.5)
Overall	186000	3.5 (3.0, 3.9)	138 (128, 148)	30 (19, 42)	25 (16, 33)	23 (16, 30)	78 (52, 104)	160 (100, 227)	134 (88, 181)	124 (85, 164)	419 (280, 564)	10.6 (6.6, 15.0)	10.0 (6.5, 13.4)	10.8 (7.4, 14.4)	10.9 (7.3, 14.7)
Belarus															
Under age 70	5480000	4.4 (3.3, 5.4)	132 (123, 141)	3084 (2073, 4119)	1443 (1017, 1852)	464 (330, 598)	4991 (3427, 6540)	563 (378, 752)	263 (186, 339)	85 (60, 109)	911 (626, 1194)	26.8 (18.0, 35.8)	34.4 (24.2, 44.2)	18.9 (13.4, 24.4)	28.0 (19.3, 36.7)
Age 70 and over	1310000	4.4 (3.4, 5.5)	152 (137, 167)	6512 (3888, 9492)	2341 (1533, 3220)	387 (271, 506)	9240 (5811, 12938)	4955 (2959, 7224)	1782 (1166, 2452	295 (206, 386)	7032 (4423, 9901)	12.9 (7.7, 18.9)	13.3 (8.7, 18.3)	15.8 (11.1, 20.7)	13.2 (8.3, 18.6)
Overall	6790000	4.4 (3.3, 5.5)	142 (130, 154)	9595 (6292, 13177)	3784 (2589, 4986)	852 (598, 1101)	14231 (9665, 19249)	1413 (927, 1944)	557 (381, 739)	125 (88, 162)	2095 (1423, 2843)	15.5 (10.2, 21.4)	17.4 (11.9, 23.1)	17.4 (12.2, 22.5)	16.2 (11.0, 22.0)
Belgium															
Under age 70	5820000	3.5 (3.1, 3.8)	124 (116, 131)	420 (278, 583)	176 (120, 232)	113 (82, 145)	709 (485, 947)	72 (48, 100)	30 (21, 40)	19 (14, 25)	122 (83, 163)	18.9 (12.5, 26.2)	23.8 (16.3, 31.5)	12.7 (9.2, 16.3)	19.0 (13.0, 25.4)
Age 70 and over	1870000	3.5 (3.2, 3.8)	139 (127, 151)	1284 (715, 1967)	641 (393, 910)	586 (387, 799)	2511 (1582, 3505)	685 (382, 1050)	342 (210, 485)	313 (207, 426)	1340 (845, 1871)	7.6 (4.2, 11.6)	6.5 (4.0, 9.3)	5.7 (3.8, 7.7)	7.0 (4.4, 9.8)
Overall	7700000	3.5 (3.1, 3.8)	131 (122, 141)	1704 (1019, 2502)	817 (523, 1139)	699 (468, 935)	3220 (2091, 4418)	221 (132, 325)	106 (68, 148)	91 (61, 121)	418 (272, 574)	8.9 (5.3, 13.0)	7.7 (4.9, 10.8)	6.2 (4.2, 8.3)	8.2 (5.3, 11.2)
Belize															
Under age 70	124000	2.6 (2.2, 3.1)	124 (116, 131)	5 (3, 7)	3 (2, 5)	3 (2, 4)	12 (8, 15)	43 (28, 58)	28 (19, 38)	23 (16, 31)	94 (62, 124)	12.3 (8.0, 16.8)	16.1 (10.6, 21.7)	9.8 (6.6, 13.0)	13.0 (8.6, 17.2)
Age 70 and over	12300	2.7 (2.2, 3.1)	142 (131, 153)	9 (6, 13)	6 (4, 8)	4 (3, 6)	19 (12, 27)	729 (452, 1073)	460 (296, 643)	350 (236, 469)	1539 (1013, 2163)	6.1 (3.7, 8.9)	6.1 (4.0, 8.6)	7.1 (4.8, 9.6)	6.5 (4.3, 9.1)
Overall	136000	2.6 (2.2, 3.1)	133 (124, 142)	14 (9, 20)	9 (6, 12)	7 (5, 9)	31 (20, 41)	105 (68, 148)	67 (45, 91)	53 (36, 70)	225 (151, 304)	7.5 (4.9, 10.5)	8.0 (5.4, 10.9)	8.0 (5.4, 10.6)	8.0 (5.4, 10.8)
Benin															
Under age 70	2970000	2.9 (2.3, 3.4)	131 (125, 136)	201 (132, 274)	341 (228, 461)	105 (70, 139)	646 (432, 859)	68 (45, 93)	115 (77, 155)	35 (24, 47)	218 (146, 292)	21.9 (14.4, 29.9)	29.3 (19.6, 39.6)	17.6 (11.8, 23.4)	25.0 (16.7, 33.5)
Age 70 and over	269000	2.9 (2.4, 3.4)	150 (140, 160)	191 (122, 265)	291 (195, 395)	103 (69, 138)	585 (386, 790)	709 (453, 990)	1082 (724, 1476)	383 (256, 515)	2174 (1435, 2949)	12.9 (8.2, 18.0)	14.7 (9.8, 20.0)	13.1 (8.8, 17.7)	14.2 (9.3, 19.2)
Overall	3240000	2.9 (2.4, 3.4)	140 (133, 148)	392 (254, 529)	632 (426, 840)	208 (139, 278)	1231 (826, 1653)	121 (79, 164)	195 (132, 260)	64 (43, 86)	380 (255, 515)	16.4 (10.6, 22.1)	20.1 (13.6, 26.7)	15.1 (10.1, 20.2)	18.3 (12.3, 24.8)
Bhutan															
Under age 70	321000	3.6 (2.8, 4.5)	125 (118, 133)	22 (14, 30)	13 (9, 17)	12 (8, 15)	46 (31, 61)	68 (45, 93)	40 (27, 52)	36 (25, 47)	144 (97, 190)	19.0 (12.5, 25.9)	24.8 (16.7, 32.8)	16.0 (10.7, 20.8)	20.2 (13.6, 26.7)
Age 70 and over	34700	3.7 (2.8, 4.5)	142 (129, 154)	24 (16, 34)	21 (13, 28)	16 (11, 21)	61 (40, 81)	704 (452, 978)	592 (389, 801)	466 (315, 619)	1761 (1155, 2343)	10.9 (7.0, 15.2)	11.1 (7.3, 15.0)	12.1 (8.2, 16.1)	11.7 (7.7, 15.6)
Overall	356000	3.7 (2.8, 4.5)	133 (123, 144)	46 (30, 62)	33 (22, 44)	28 (19, 36)	107 (72, 141)	130 (85, 176)	93 (62, 124)	78 (54, 103)	301 (203, 395)	13.7 (8.9, 18.5)	14.1 (9.4, 18.7)	13.5 (9.2, 17.7)	14.3 (9.6, 18.7)
Bolivia															
Under age 70	3890000	3.6 (2.8, 4.5)	124 (114, 134)	251 (164, 341)	282 (184, 376)	117 (80, 153)	650 (435, 856)	64 (42, 88)	72 (47, 97)	30 (21, 39)	167 (112, 221)	18.3 (12.0, 24.8)	24.0 (15.7, 32.1)	15.9 (10.9, 20.8)	20.5 (13.7, 27.0)
Age 70 and over	465000	3.6 (2.8, 4.5)	141 (124, 158)	332 (213, 460)	293 (196, 399)	171 (115, 224)	797 (533, 1073)	715 (459, 991)	631 (421, 860)	368 (247, 484)	1714 (1147, 2319)	10.1 (6.5, 14.0)	11.4 (7.6, 15.5)	10.8 (7.3, 14.2)	11.0 (7.4, 14.9)
Overall	4350000	3.6 (2.8, 4.5)	133 (119, 146)	583 (386, 789)	575 (383, 767)	288 (196, 376)	1446 (972, 1924)	134 (89, 182)	132 (88, 177)	66 (45, 86)	332 (223, 442)	12.5 (8.3, 17.0)	15.4 (10.2, 20.5)	12.4 (8.5, 16.2)	13.9 (9.4, 18.5)
Bosnia and Herzegovina															
Under age 70	2150000	3.5 (2.6, 4.4)	132 (125, 140)	307 (213, 413)	228 (161, 300)	76 (54, 98)	611 (435, 798)	143 (99, 192)	106 (75, 139)	35 (25, 46)	284 (202, 372)	20.4 (14.2, 27.5)	26.6 (18.8, 34.9)	15.1 (10.7, 19.5)	21.9 (15.6, 28.6)
Age 70 and over	528000	3.5 (2.6, 4.4)	154 (140, 167)	762 (473, 1083)	825 (540, 1151)	179 (119, 240)

Under age 70	4280000	3.6 (3.3, 4.0)	130 (122, 138)	1126 (727, 1512)	923 (649, 1210)	600 (432, 759)	2649 (1833, 3417)	263 (170, 354)	216 (152, 283)	140 (101, 178)	619 (428, 799)	21.7 (14.0, 29.1)	28.2 (19.8, 36.9)	20.1 (14.5, 25.6)	24.0 (16.6, 31.0)
Age 70 and over	1330000	3.7 (3.3, 4.0)	150 (137, 163)	2731 (1653, 4042)	2456 (1577, 3347)	1478 (1003, 1954)	6665 (4396, 9135)	2054 (1243, 3049)	1847 (1186, 2519)	1112 (754, 1473)	5013 (3307, 6873)	10.0 (6.0, 14.8)	10.1 (6.5, 13.8)	11.5 (7.8, 15.2)	10.6 (7.0, 14.6)
Overall	5610000	3.7 (3.3, 4.0)	140 (130, 151)	3858 (2509, 5426)	3379 (2256, 4498)	2078 (1446, 2707)	9315 (6268, 12479)	688 (447, 969)	602 (402, 802)	371 (258, 483)	1661 (1118, 2227)	11.8 (7.7, 16.7)	12.2 (8.2, 16.3)	13.1 (9.1, 17.1)	12.6 (8.5, 16.9)
Burkina Faso															
Under age 70	5310000	2.9 (2.2, 3.6)	130 (121, 139)	331 (213, 457)	612 (416, 812)	166 (112, 221)	1109 (740, 1470)	62 (40, 86)	115 (78, 153)	31 (21, 42)	209 (139, 278)	22.3 (14.3, 30.8)	29.8 (20.3, 39.6)	17.4 (11.7, 23.4)	25.4 (17.0, 33.8)
Age 70 and over	365000	2.9 (2.2, 3.6)	150 (134, 165)	278 (184, 381)	471 (315, 621)	136 (91, 181)	885 (589, 1192)	761 (504, 1045)	1290 (862, 1719)	373 (248, 496)	2425 (1613, 3269)	14.1 (9.3, 19.3)	16.6 (11.1, 22.1)	13.7 (9.1, 18.2)	15.6 (10.4, 21.0)
Overall	5680000	2.9 (2.2, 3.6)	140 (127, 152)	609 (400, 825)	1083 (733, 1428)	302 (204, 404)	1995 (1344, 2652)	107 (70, 145)	191 (129, 252)	53 (36, 71)	351 (237, 467)	17.6 (11.6, 23.9)	22.1 (14.9, 29.2)	15.5 (10.4, 20.7)	19.9 (13.4, 26.4)
Burundi															
Under age 70	3070000	1.7 (1.3, 2.2)	134 (124, 144)	124 (78, 179)	277 (178, 381)	95 (62, 132)	496 (322, 677)	40 (25, 58)	90 (58, 124)	31 (20, 43)	162 (105, 221)	9.9 (6.3, 14.3)	13.5 (8.7, 18.6)	8.1 (5.3, 11.2)	11.5 (7.5, 15.7)
Age 70 and over	240000	1.8 (1.3, 2.2)	155 (138, 171)	82 (53, 115)	216 (141, 298)	79 (52, 107)	377 (244, 516)	341 (219, 481)	903 (587, 1245)	330 (216, 447)	1575 (1020, 2158)	5.7 (3.7, 8.0)	6.7 (4.4, 9.3)	6.1 (4.0, 8.2)	6.5 (4.2, 9.0)
Overall	3310000	1.7 (1.3, 2.2)	144 (131, 158)	206 (131, 285)	493 (325, 671)	174 (112, 239)	873 (571, 1191)	62 (40, 86)	149 (98, 203)	53 (34, 72)	264 (173, 361)	7.7 (4.9, 10.7)	9.4 (6.2, 12.8)	7.0 (4.5, 9.6)	8.7 (5.7, 11.8)
Cambodia															
Under age 70	5940000	4.4 (3.4, 5.5)	120 (115, 125)	1074 (727, 1452)	1091 (735, 1439)	484 (333, 624)	2649 (1809, 3443)	181 (122, 245)	184 (124, 243)	82 (56, 105)	446 (305, 580)	22.7 (15.4, 30.7)	29.7 (20.0, 39.2)	18.3 (12.6, 23.7)	24.8 (16.9, 32.3)
Age 70 and over	538000	4.5 (3.4, 5.5)	131 (121, 141)	791 (518, 1084)	827 (536, 1122)	393 (259, 522)	2011 (1330, 2668)	1469 (963, 2016)	1538 (996, 2084)	730 (481, 970)	3737 (2471, 4965)	13.0 (8.5, 17.8)	14.8 (9.6, 20.0)	14.3 (9.4, 19.0)	14.3 (9.5, 19.0)
Overall	6480000	4.5 (3.4, 5.5)	126 (118, 133)	1865 (1247, 2521)	1918 (1301, 2522)	877 (595, 1140)	4660 (3122, 6136)	288 (192, 389)	296 (201, 391)	135 (92, 176)	720 (482, 949)	17.2 (11.5, 23.3)	20.7 (14.0, 27.3)	16.3 (11.0, 21.2)	18.8 (12.6, 24.9)
Cameroon															
Under age 70	6900000	2.1 (1.7, 2.5)	129 (122, 135)	316 (200, 449)	485 (312, 662)	163 (106, 219)	963 (624, 1307)	46 (29, 65)	70 (45, 96)	24 (15, 32)	140 (90, 191)	13.4 (8.5, 19.1)	18.0 (11.6, 24.6)	10.7 (7.0, 14.5)	15.1 (9.8, 20.7)
Age 70 and over	688000	2.1 (1.7, 2.5)	146 (135, 156)	303 (194, 420)	437 (282, 593)	171 (110, 231)	910 (589, 1237)	440 (282, 613)	635 (410, 863)	248 (160, 337)	1323 (857, 1799)	7.8 (5.0, 10.8)	8.8 (5.7, 12.0)	8.0 (5.2, 10.9)	8.5 (5.5, 11.6)
Overall	7590000	2.1 (1.7, 2.5)	137 (129, 146)	619 (402, 854)	921 (597, 1245)	333 (214, 450)	1873 (1212, 2523)	82 (53, 113)	121 (79, 164)	44 (28, 59)	247 (160, 334)	9.9 (6.4, 13.7)	12.0 (7.8, 16.3)	9.1 (5.9, 12.3)	11.0 (7.1, 14.9)
Canada															
Under age 70	18700000	3.7 (3.5, 3.9)	120 (113, 126)	1423 (951, 1937)	342 (236, 450)	258 (184, 329)	2023 (1391, 2718)	76 (51, 104)	18 (13, 24)	14 (10, 18)	108 (75, 146)	20.0 (13.4, 27.2)	24.8 (17.1, 32.8)	12.4 (8.9, 15.9)	19.7 (13.5, 26.6)
Age 70 and over	4810000	3.7 (3.5, 4.0)	133 (122, 143)	3855 (2218, 5961)	1159 (731, 1667)	810 (552, 1075)	5824 (3737, 8495)	801 (461, 1238)	241 (152, 346)	168 (115, 223)	1210 (776, 1765)	7.8 (4.5, 12.1)	6.5 (4.1, 9.4)	5.9 (4.0, 7.8)	7.4 (4.7, 10.8)
Overall	23500000	3.7 (3.5, 3.9)	126 (118, 135)	5278 (3306, 7759)	1501 (982, 2112)	1068 (736, 1401)	7847 (5148, 10997)	225 (141, 330)	64 (42, 90)	45 (31, 60)	334 (219, 468)	9.4 (5.9, 13.8)	7.9 (5.1, 11.0)	6.7 (4.6, 8.8)	8.8 (5.8, 12.3)
Cape Verde															
Under age 70	195000	3.3 (2.5, 4.1)	135 (129, 141)	12 (7, 17)	22 (15, 30)	7 (5, 9)	41 (28, 54)	61 (38, 86)	114 (77, 152)	35 (24, 46)	211 (143, 279)	27.2 (17.1, 38.1)	35.6 (23.8, 47.3)	20.3 (13.6, 26.8)	30.3 (20.5, 40.1)
Age 70 and over	29300	3.3 (2.5, 4.1)	152 (141, 163)	19 (12, 27)	44 (28, 60)	15 (10, 20)	78 (51, 104)	661 (425, 925)	1506 (967, 2052)	503 (334, 670)	2670 (1730, 3559)	14.6 (9.3, 20.4)	15.0 (9.6, 20.4)	13.4 (8.9, 17.8)	15.0 (9.7, 20.0)
Overall	224000	3.3 (2.5, 4.1)	144 (135, 152)	31 (20, 43)	66 (44, 88)	22 (14, 29)	119 (79, 158)	140 (91, 194)	296 (194, 394)	96 (64, 128)	532 (353, 706)	17.7 (11.5, 24.5)	18.6 (12.2, 24.7)	15.0 (10.0, 19.9)	18.1 (12.0, 24.1)
Central African Republic															
Under age 70	1540000	2.8 (2.1, 3.5)	131 (121, 141)	191 (122, 257)	244 (162, 327)	111 (75, 147)	546 (364, 722)	124 (79, 168)	159 (105, 212)	72 (49, 95)	355 (236, 469)	22.2 (14.2, 30.1)	29.0 (19.2, 38.8)	16.6 (11.2, 21.9)	24.0 (16.0, 31.8)
Age 70 and over	175000	2.8 (2.1, 3.5)	151 (134, 167)	205 (128, 283)	281 (186, 375)	124 (83, 165)	610 (398, 818)	1171 (734, 1631)	1608 (1062, 2146)	710 (473, 943)	3490 (2273, 4691)	13.0 (8.2, 18.1)	14.7 (9.7, 19.6)	13.4 (8.9, 17.8)	14.3 (9.3, 19.2)
Overall	1710000	2.8 (2.1, 3.5)	141 (128, 154)	395 (255, 527)	526 (352, 701)	235 (156, 313)	1157 (772, 1534)	231 (149, 307)	307 (205, 413)	137 (91, 183)	675 (450, 900)	16.3 (10.5, 21.7)	19.1 (12.8, 25.7)	14.7 (9.8, 19.6)	17.7 (11.8, 23.5)
Chad															
Under age 70	3590000	2.9 (2.2, 3.6)	129 (121, 136)	224 (144, 305)	393 (262, 531)	121 (82, 162)	738 (488, 988)	62 (40, 86)	110 (73, 148)	34 (23, 45)	206 (136, 276)	21.5 (13.8, 29.6)	28.4 (18.9, 38.3)	15.6 (10.5, 20.9)	23.8 (15.8, 32.0)
Age 70 and over	323000	2.9 (2.2, 3.6)	148 (135, 162)	200 (130, 271)	326 (212, 439)	109 (72, 145)	634 (415, 853)	618 (401, 843)	1007 (657, 1362)	336 (222, 448)	1961 (1283, 2641)	13.5 (8.7, 18.4)	15.5 (10.1, 21.0)	12.5 (8.3, 16.7)	14.7 (9.6, 19.8)
Overall	3910000	2.9 (2.2, 3.6)	138 (128, 149)	423 (279, 570)	719 (476, 954)	230 (154, 307)	1372 (910, 1829)	108 (71, 146)	184 (122, 244)	59 (39, 79)	351 (233, 469)	16.8 (11.1, 22.6)	20.6 (13.7, 27.4)	14.0 (9.4, 18.7)	18.5 (12.3, 24.7)
Chile															
Under age 70	8490000	2.8 (2.1, 3.5)	128 (121, 135)	329 (218, 450)	300 (202, 399)	149 (105, 192)	778 (533, 1030)	39 (26, 53)	35 (24, 47)	18 (12, 23)	92 (63, 121)	15.0 (9.9, 20.5)	19.4 (13.1, 25.9)	11.2 (7.9, 14.5)	15.9 (10.9, 21.1)
Age 70 and over	1580000	2.8 (2.2, 3.5)	151 (139, 162)	654 (384, 974)	562 (363, 783)	430 (286, 577)	1647 (1055, 2291)	413 (243, 617)	355 (229, 495)	272 (180, 365)	1041 (667, 1449)	7.3 (4.3, 10.9)	7.1 (4.6, 9.9)	7.5 (5.0, 10.1)	7.5 (4.8, 10.5)
Overall	10100000	2.8 (2.2, 3.5)	139 (130, 149)	983 (618, 1391)	862 (583, 1170)	580 (396, 765)	2425 (1629, 3264)	98 (61, 139)	86 (58, 116)	58 (39, 76)	241 (162, 325)	8.8 (5.5, 12.5)	9.1 (6.2, 12.3)	8.2 (5.6, 10.9)	9.1 (6.1, 12.3)
China															
Under age 70	745000000	4.8 (4.5, 5.2)	125 (122, 128)	61954 (42089, 83245)	146702 (102004, 188508)	31452 (22559, 39475)	240108 (171597, 306663)	83 (56, 112)	197 (137, 253)	42 (30, 53)	322 (230, 412)	27.4 (18.6, 36.8)	36.3 (25.2, 46.6)	21.8 (15.7, 27.4)	31.8 (22.7, 40.7)
Age 70 and over	110000000	4.9 (4.5, 5.2)	144 (138, 149)	102478 (63318, 144067)	207648 (137139, 283728)	58082 (41044, 75052)	368208 (245480, 491844)	933 (576, 1312)	1890 (1249, 2590)	529 (374, 684)	3352 (2235, 4516)	14.3 (8.8, 20.0)	15.8 (10.4, 21.6)	15.6 (11.0, 20.1)	15.6 (10.4, 21.0)
Overall	855000000	4.9 (4.5, 5.2)	134 (130, 139)	164433 (110343, 223369)	354350 (243219, 461017)	89534 (64231, 114208)	608316 (423259, 794574)	192 (129, 262)	414 (284, 539)	105 (75, 134)	711 (495, 931)	17.4 (11.7, 23.7)	20.6 (14.1, 26.8)	17.3 (12.4, 22.1)	19.6 (13.6, 25.6)
Colombia															
Under age 70	21900000	4.1 (3.6, 4.6)	126 (121, 132)	1689 (1158, 2208)	1077 (768, 1419)	627 (454, 791)	3394 (2417, 4380)	77 (53, 101)	49 (35, 65)	29 (21, 36)	155 (110, 200)	23.4 (16.1, 30.7)	29.7 (21.2, 39.2)	19.8 (14.4, 25.0)	25.1 (17.8, 32.4)
Age 70 and over	2600000	4.2 (3.7, 4.6)	147 (137, 157)	3243 (2058, 4652)	1683 (1108, 2292)	1730 (1188, 2306)	6655 (4430, 9038)	1247 (791, 1789)	647 (426, 881)	665 (457, 888)	2559 (1703, 3479)	12.0 (7.6, 17.2)	12.2 (8.0, 16.6)	14.2 (9.7, 18.9)	12.9 (8.6, 17.6)
Overall	24500000	4.1 (3.6, 4.6)	137 (129, 144)	4932 (3324, 6724)	2760 (1891, 3666)	2357 (1635, 3077)	10049 (6870, 13249)	201 (136, 275)	113 (77, 150)	96 (67, 125)	410 (280, 541)	14.4 (9.7, 19.7)	15.8 (10.8, 21.0)	15.3 (10.6, 20.0)	15.5 (10.6, 20.4)
Comoros															
Under age 70	268000	1.7 (1.3, 2.1)	132 (123, 142)	8 (5, 11)	18 (12, 25)	6 (4, 9)	32 (20, 44)	29 (17, 41)	68 (43, 94)	23 (15, 32)	119 (76, 165)	9.1 (5.6, 13.0)	12.6 (8.1, 17.5)	7.0 (4.5, 9.8)	10.5 (6.7, 14.5)
Age 70 and over	20000	1.7 (1.3, 2.1)	153 (137, 169)	6 (4, 8)	15 (10, 21)	5 (3, 7)	26 (17, 35)	278 (177, 380)	767 (493, 1054)	253 (164, 346)	1297 (837, 1771)	5.2 (3.3, 7.2)	6.2 (4.0, 8.5)	5.1 (3.3, 7.0)	5.9 (3.8, 8.1)
Overall	288000	1.7 (1.3, 2.1)	143 (130, 155)	13 (8, 18)	33 (22, 46)	11 (7, 16)	58 (38, 79)	46 (29, 64)	116 (75, 159)	39 (25, 54)	201 (130, 275)	7.0 (4.4, 9.7)	8.6 (5.5, 11.7)	6.0 (3.9, 8.3)	7.8 (5.1, 10.7)
Congo															
Under age 70	1470000	2.3 (1.7, 2.8)	132 (123, 140)	138 (90, 192)	180 (115, 246)	73 (48, 99)	391 (256, 530)	94 (61, 130)	122 (78, 167)	50 (33, 67)	266 (174, 361)	16.0 (10.4, 22.2)	21.1 (13.5, 28.9)	13.6 (9.0, 18.5)	18.0 (11.8, 24.4)
Age 70 and over	148000	2.3 (1.7, 2.9)	152 (138, 167)	125 (79, 173)	173 (112, 238)	69 (46, 93)	367 (237, 497)	846 (530, 1172)	1164 (756, 1605)	467 (312, 629)	2477 (1602, 3365)	9.2 (5.8, 12.8)	10.3 (6.7, 14.2)	9.9 (6.6, 13.4)	10.1 (6.5, 13.7)
Overall	1620000	2.3 (1.7, 2.9)	142 (131, 153)	264 (171, 362)	352 (227, 476)	142 (94, 192)	758 (496, 1019)	163 (106, 225)	218 (140, 295)	88 (58, 119)	468 (306, 631)	11.9 (7.7, 16.4)	13.9 (9.0, 18.9)	11.5 (7.6, 15.6)	13.1 (8.5, 17.6)
Costa Rica															
Under age 70	2310000	3.2 (2.4, 3.9)	124 (116, 132)	107 (70, 147)	45 (31, 61)	44 (30, 56)	196 (134, 262)	46 (30, 64)	20 (13, 27)	19 (13, 24)	85 (58, 114)	16.8 (11.0, 23.1)	20.8 (14.2, 28.2)	12.8 (8.8, 16.5)	17.0 (11.7, 22.9)
Age 70 and over	304000	3.2 (2.5, 4.0)	142 (129, 155)	193 (111, 293)	79 (48, 117)	103 (70, 137)	376 (234, 527)	635 (364, 964)	260 (157, 385)	339 (230, 451)	1235 (771, 1732)	7.7 (4.4, 11.7)	7.0 (4.2, 10.3)	9.3 (6.3, 12.4)	8.2 (5.1, 11.5)
Overall	2620000	3.2 (2.4, 4.0)	133 (123, 144)	301 (189, 425)	124 (80, 174)	147 (100, 193)	572 (372, 777)	115 (72, 163)	48 (31, 67)	56 (38, 74)	219 (142, 297)	9.6 (6.0, 13.6)	9.2 (5.9, 12.8)	10.1 (6.9, 13.3)	10.0 (6.5, 13.5)
Côte d'Ivoire															
Under age 70	6910000	2.8 (2.3, 3.3)	132 (125, 139)	687 (440, 961)	1252 (804, 1679)	326 (217, 436)	2266 (1479, 3025)	100 (64, 139)	181 (116, 244)	47 (31, 63)	328 (214, 439)	22.1 (14.2, 30.9)	29.4 (18.9, 39.5)	17.4 (11.5, 23.2)	25.2 (16.5, 33.8)
Age 70 and over	747000	2.8 (2.4, 3.3)	152 (139, 164)	594 (387, 811)	1005 (665, 1340)	288 (191, 382)	1886 (1255, 2507)	794 (518, 1086)	1344 (890, 1802)	385 (256, 513)	2523 (1679, 3363)	13.6 (8.8, 18.5)	15.6 (10.3, 20.9)	12.8 (8.5, 17.1)	14.8 (9.8, 19.7)
Overall	7650000	2.8 (2.4, 3.3)	142 (132, 152)	1281 (844, 1754)	2257 (1471, 2989)	614 (415, 816)	4152 (2739, 5544)	167 (110, 230)	295 (192, 391)	80 (54, 107)	542 (358, 727)	17.1 (11.3, 23.5)	21.1 (13.7, 28.0)	14.9 (10.1, 19.9)	19.1 (12.6, 25.6)
Croatia															
Under age 70	2450000	3.7 (2.9, 4.6)	132 (124, 140)	349 (233, 478)	245 (173, 318)	105 (76, 133)	699 (487, 918)	142 (95, 195)	100 (70, 130)	43 (31, 54)	285 (199, 376)	22.7 (15.2, 31.1)	29.2 (20.6, 38.0)	17.8 (12.8, 22.4)	24.3 (16.9, 31.9)
Age 70 and over	758000	3.8 (2.9, 4.6)	151 (139, 163)	1236 (727, 1860)	879 (567, 1232)	487 (330, 652)	2602 (1673, 3654)	1631 (959, 2453)	1160 (748, 1640)	642 (436, 861)	3433 (2207, 4839)	10.2 (6.0, 15.4)	10.4 (6.7, 14.7)	11.6 (7.9, 15.6)	10.8 (6.9, 15.2)
Overall	3210000	3.7 (2.9, 4.6)	142 (132, 151)	1585 (993, 2285)	1124 (744, 1545)	592 (406, 781)	3302 (2178, 4538)	494 (309, 713)	350 (232, 483)	184 (127, 244)	1029 (679, 1417)	11.7 (7.3, 16.8)	12.1 (8.0, 16.7)	12.4 (8.5, 16.4)	12.2 (8.1, 16.8)
Cuba															
Under age 70	6310000	2.6 (2.0, 3.3)	127 (117, 137)	459 (300, 620)	290 (196, 382)	136 (94, 176)	885 (604, 1167)	73 (48, 98)	46 (31, 61)	22 (15, 28)	140 (96, 185)	13.3 (8.7, 18.0)	17.4 (11.8, 23.1)	10.7 (7.4, 13.9)	14.3 (9.8, 18.9)
Age 70 and over	1390000	2.7 (2.0, 3.3)	145 (129, 161)	1081 (618, 1618)	562 (355, 796)	261 (174, 347)	1904 (1217, 2698)	775 (443, 1160)	403 (255, 571)	187 (125, 249)	1365 (873, 1937)	5.9 (3.4, 8.9)	5.8 (3.7, 8.2)	6.2 (4.1, 8.2)	6.0 (3.9, 8.6)
Overall	7700000	2.7 (2.0, 3.3)	136 (123, 149)	1540 (972, 2176)	851 (569, 1172)	397 (273, 521)	2789 (1845, 3818)	200 (126, 283)	111 (74, 152)	52 (35, 68)	362 (240, 496)	7.1 (4.5, 10.1)	7.5 (5.0, 10.3)	7.2 (5.0, 9.5)	7.4 (4.9, 10.1)
Cyprus															
Under age 70	413000	4.1 (3.1, 5.1)	126 (117, 134)	43 (29, 58)	12 (8, 16)	9 (7, 11)	64 (45, 84)	105 (71, 141)	29 (20, 38)	22 (16, 28)	156 (108, 204)	23.6 (15.8, 31.7)	30.1 (21.3, 39.8)	15.0 (10.8, 19.0)	23.4 (16.2, 30.6)
Age 70 and over	85400	4.1 (3.1, 5.1)	143 (128, 157)	95 (56, 143)	44 (27, 64)	42 (28, 55)	181 (118, 252)	1111 (653, 1675)	520 (320, 744)	487 (329, 642)	2118 (1377, 2955)	10.4 (6.1, 15.7)	9.0 (5.5, 12.9)	8.6 (5.8, 11.3)	9.9 (6.5, 13.9)
Overall	498000	4.1 (3.1, 5.1)	134 (123, 146)	138 (89, 198)	56 (36, 78)	51 (35, 66)	245 (164, 332)	278 (178, 397)	113 (72, 157)	102 (70, 133)	492 (330, 668)	12.6 (8.1, 18.1)	10.6 (6.7, 14.6)	9.3 (6.4, 12.2)	11.7 (7.8, 15.9)
Czech Republic															
Under age 70	6090000	4.0 (3.0, 5.0)	128 (123, 133)	1002 (685, 1373)	487 (343, 633)	263 (188, 334)	1753 (1226, 2291)	164 (112, 226)	80 (56, 104)	43 (31, 55)	288 (201, 376)	24.5 (16.8, 33.7)	31.3 (22.0, 40.6)	17.7 (12.7, 22.5)	25.3 (17.7, 33.1)
Age 70 and over	1620000	4.0 (3.1, 5.0)	150 (140, 160)	2834 (1634, 4346)	1632 (1052, 2324)	603 (407, 803)	5069 (3250, 7168)	1748 (1008, 2681)	1007 (649, 1436)	372 (251, 496)	3127 (2005, 4422)	10.8 (6.2, 16.6)	9.9 (6.4, 14.1)	9.8 (6.6, 13.1)	10.6 (6.8, 14.9)
Overall	7710000	4.0 (3.1, 5.0)	139 (132, 146)	3836 (2420, 5565)	2119 (1421, 2924)	867 (605, 1129)	6822 (4548, 9382)	497 (314, 721)	275 (184, 379)	112 (79, 146)	884 (590, 1216)	12.7 (8.0, 18.4)	11.7 (7.9, 16.2)	11.3 (7.9, 14.8)	12.4 (8.3, 17.1)
Democratic People's Republic of Korea															
Under age 70	12500000	3.8 (2.8, 4.8)	123 (113, 133)	1147 (758, 1555)	2569 (1765, 3381)	546 (385, 700)	4262 (2946, 5539)	91 (60, 124)	205 (141, 270)	44 (31, 56)	340 (235, 443)	20.4 (13.5, 27.8)	27.3 (18.7, 35.9)	15.5 (10.9, 19.8)	23.6 (16.3, 30.8)
Age 70 and over	2310000	3.8 (2.8, 4.8)	138 (122, 155)	1764 (1106, 2466)	3460 (2284, 4672)	884 (605, 1148)	6107 (3974, 8147)	762 (478, 1065)	1495 (987, 2023)	382 (262, 497)	2639 (1717, 3521)	10.9 (6.8, 15.2)	12.7 (8.4, 17.1)	11.3 (7.8, 14.7)	12.2 (7.9, 16.2)
Overall	14900000	3.8 (2.8, 4.8)	131 (117, 144)	2911 (1862, 3953)	6029 (4056, 7963)	1429 (989, 1844)	10369 (6911, 13501)	196 (125, 266)	406 (273, 536)	96 (67, 124)	698 (465, 917)	13.3 (8.5, 18.1)	16.4 (11.0, 21.7)	12.6 (8.7, 16.3)	15.2 (10.1, 19.9)
Democratic Republic of the Congo															
Under age 70	20300000	2.4 (1.8, 3.0)	130 (122, 138)	1506 (937, 2069)	2490 (1573, 3372)	953 (635, 1276)	4949 (3204, 6667)	74 (46, 102)	122 (77, 168)	47 (31, 63)	243 (157, 328)	17.6 (10.9, 24.2)	23.2 (14.7, 31.9)	14.8 (9.9, 19.8)	20.0 (12.9, 26.9)
Age 70 and over	1760000	2.5 (1.9, 3.1)	151 (137, 165)	1276 (805, 1748)	2109 (1375, 2857)	811 (537, 1086)	4196 (2721, 5649)	726 (458, 995)	1200 (782, 1629)	462 (305, 622)	2387 (1548, 3225)	10.5 (6.6, 14.4)	12.0 (7.8, 16.3)	11.5 (7.6, 15.5)	11.7 (7.6, 15.9)
Overall	22100000	2.4 (1.8, 3.0)	141 (130, 152)	2781 (1825, 3780)	4599 (3039, 6230)	1764 (1162, 2363)	9145 (6022, 12240)	126 (83, 172)	208 (138, 282)	80 (53, 107)	414 (273, 554)	13.4 (8.8, 18.4)	16.3 (10.7, 22.1)	13.1 (8.6, 17.6)	15.1 (9.9, 20.2)
Denmark															
Under age 70	2930000	3.3 (2.8, 3.7)	123 (116, 130)	184 (126, 249)	103 (71, 135)	55 (41, 70)	343 (243, 447)	63 (43, 85)	35 (24, 46)	19 (14, 24)	117 (83, 153)	17.7 (12.1, 23.9)	22.3 (15.4, 29.3)	11.7 (8.6, 14.8)	18.0 (12.7, 23.5)
Age 70 and over	919000	3.3 (2.9, 3.8)	142 (131, 152)	689 (382, 1045)	348 (216, 510)	222 (152, 294)	1260 (807, 1782)	750 (416, 1138)	378 (235, 557)	242 (165, 321)	1370 (878, 1946)	7.4 (4.1, 11.2)	6.6 (4.1, 9.7)	5.8 (3.9, 7.6)	7.0 (4.5, 10.0)
Overall	3850000	3.3 (2.8, 3.7)	132 (124, 141)	874 (525, 1271)	451 (290, 637)	278 (194, 362)	1602 (1067, 2214)	227 (136, 331)	117 (75, 165)	72 (50, 94)	416 (277, 575)	8.4 (5.0, 12.3)	7.8 (5.0, 11.1)	6.4 (4.5, 8.4)	8.1 (5.4, 11.1)
Djibouti															
Under age 70	349000	2.4 (1.8, 3.0)	130 (121, 140)	18 (12, 25)	32 (21, 44)	12 (8, 16)	62 (41, 85)	52 (34, 72)	92 (60, 126)	35 (23, 47)	179 (118, 243)	16.8 (10.9, 23.2)	22.9 (15.0, 31.3)	13.2 (8.8, 17.9)	19.1 (12.6, 25.9)
Age 70 and over	29400	2.4 (1.8, 3.0)	150 (133, 166)	14 (9, 20)	29 (19, 39)	12 (8, 16)	55 (36, 74)	486 (308, 673)	984 (652, 1343)	398 (263, 540)	1868 (1214, 2538)	10.0 (6.3, 13.8)	11.7 (7.8, 16.0)	9.6 (6.3, 13.0)	11.1 (7.2, 15.1)
Overall	379000	2.4 (1.8, 3.0)	140 (127, 153)	32 (21, 44)	61 (41, 82)	24 (16, 32)	117 (77, 159)	86 (56, 117)	161 (107, 218)	63 (42, 85)	310 (204, 419)	12.9 (8.4, 17.6)	15.8 (10.5, 21.3)	11.1 (7.4, 15.1)	14.3 (9.4, 19.3)
Dominica															
Under age 70	33800	2.7 (2.0, 3.4)	132 (126, 138)	1 (1, 2)	1 (1, 2)	2 (1, 2)	4 (3, 5)	34 (23, 47)	36 (24, 48)	45 (31, 60)	115 (79, 151)	14.8 (9.8, 20.5)	19.4 (13.2, 25.8)	11.4 (7.8, 15.0)	15.3 (10.5, 20.0)
Age 70 and over	5900	2.7 (2.0, 3.4)	152 (141, 164)	3 (2, 4)	3 (2, 4)	3 (2, 5)	9 (6, 12)	470 (269, 681)	465 (294, 669)	571 (376, 781)	1506 (958, 2058)	6.9 (3.9, 10.0)	6.9 (4.3, 9.9)	8.5 (5.6, 11.7)	7.8 (5.0, 10.6)
Overall	39700	2.7 (2.0, 3.4)	142 (133, 151)	4 (2, 5)	4 (3, 5)	5 (3, 7)	13 (8, 17)	99 (61, 138)	100 (67, 137)	124 (84, 167)	322 (213, 433)	8.2 (5.0, 11.4)	8.6 (5.7, 11.8)	9.3 (6.3, 12.5)	9.2 (6.1, 12.3)
Dominican Republic															
Under age 70	4350000	2.6 (2.0, 3.2)	128 (119, 136)	341 (231, 472)	242 (161, 324)	106 (73, 137)	689 (466, 918)	78 (53, 109)	56 (37, 74)	24 (17, 32)	158 (107, 211)	12.9 (8.7, 17.9)	17.4 (11.6, 23.3)	14.3 (9.9, 18.6)	14.8 (10.0, 19.7)
Age 70 and over	623000	2.6 (2.0, 3.2)	149 (136, 162)	619 (370, 909)	404 (259, 573)	294 (198, 398)	1318 (827, 1834)	993 (594, 1458)	648 (416, 921)	472 (317, 639)	2114 (1327, 2942)	6.4 (3.8, 9.4)	6.5 (4.2, 9.3)	9.0 (6.1, 12.2)	7.1 (4.4, 9.8)
Overall	4980000	2.6 (2.0, 3.2)	138 (128, 149)	961 (607, 1337)	646 (433, 887)	400 (273, 532)	2007 (1295, 2733)	193 (122, 268)	130 (87, 178)	80 (55, 107)	403 (260, 552)	7.8 (4.9, 10.8)	8.5 (5.7, 11.7)	10.0 (6.8, 13.4)	8.6 (5.6, 11.8)
Ecuador															
Under age 70	6470000	3.0 (2.3, 3.8)	125 (115, 135)	239 (155, 328)	243 (163, 323)	159 (108, 208)	641 (428, 850)	37 (24, 51)	38 (25, 50)	25 (17, 32)	99 (66, 132)	15.1 (9.8, 20.7)	19.7 (13.3, 26.3)	14.9 (10.2, 19.6)	17.2 (11.5, 22.8)
Age 70 and over	903000	3.1 (2.3, 3.8)	142 (125, 159)	357 (212, 522)	272 (175, 387)	298 (197, 395)	926 (610, 1253)	395 (234, 580)	301 (194, 430)	330 (219, 438)	1026 (676, 1395)	7.2 (4.3, 10.6)	7.5 (4.9, 10.8)	8.7 (5.8, 11.6)	8.1 (5.3, 11.0)
Overall	7370000	3.1 (2.3, 3.8)	134 (120, 147)	595 (381, 828)	514 (

Overall	3810000	3.9 (3.5, 4.2)	138 (131, 146)	1412 (876, 2033)	516 (341, 698)	344 (243, 446)	2271 (1510, 3095)	371 (230, 534)	135 (90, 183)	90 (64, 117)	596 (397, 813)	11.2 (6.9, 16.1)	10.4 (6.9, 14.1)	9.1 (6.5, 11.9)	10.9 (7.3, 14.9)
France															
Under age 70	32900000	3.8 (3.5, 4.1)	124 (119, 129)	1748 (1178, 2396)	912 (628, 1208)	702 (500, 890)	3362 (2353, 4380)	53 (36, 73)	28 (19, 37)	21 (15, 27)	102 (71, 134)	21.3 (14.3, 29.2)	26.3 (18.1, 34.8)	13.8 (9.9, 17.5)	21.0 (14.7, 27.5)
Age 70 and over	10500000	3.8 (3.5, 4.1)	144 (136, 152)	5741 (3053, 9224)	3209 (1971, 4676)	3749 (2442, 5081)	12699 (7934, 18162)	544 (290, 875)	304 (187, 449)	356 (232, 483)	1204 (753, 1724)	8.5 (4.5, 13.6)	7.4 (4.6, 11.0)	6.7 (4.4, 9.1)	8.0 (5.0, 11.5)
Overall	43500000	3.8 (3.5, 4.1)	134 (127, 141)	7489 (4504, 11254)	4121 (2671, 5833)	4451 (2965, 5983)	16061 (10528, 22063)	172 (104, 259)	95 (61, 135)	102 (68, 138)	369 (242, 508)	9.9 (5.9, 14.8)	8.8 (5.7, 12.6)	7.3 (4.9, 9.9)	9.2 (6.0, 12.7)
Gabon															
Under age 70	588000	2.0 (1.4, 2.6)	131 (125, 137)	43 (27, 61)	48 (31, 66)	22 (14, 29)	113 (74, 155)	73 (46, 104)	82 (53, 113)	37 (24, 50)	192 (125, 264)	13.5 (8.5, 19.1)	17.9 (11.7, 24.6)	11.2 (7.4, 15.2)	15.0 (9.8, 20.6)
Age 70 and over	65200	2.0 (1.4, 2.6)	148 (136, 161)	41 (25, 58)	49 (31, 67)	23 (15, 31)	112 (72, 154)	621 (390, 883)	744 (469, 1033)	354 (235, 480)	1720 (1109, 2358)	7.1 (4.4, 10.1)	7.5 (4.8, 10.5)	7.3 (4.9, 9.9)	7.6 (4.9, 10.4)
Overall	653000	2.0 (1.4, 2.6)	140 (131, 149)	84 (54, 117)	97 (63, 132)	45 (30, 60)	225 (144, 307)	128 (83, 179)	148 (96, 202)	68 (46, 92)	345 (221, 471)	9.4 (6.1, 13.1)	10.6 (6.9, 14.4)	8.8 (5.9, 11.8)	10.0 (6.4, 13.7)
Gambia															
Under age 70	577000	3.1 (2.3, 3.8)	131 (123, 138)	38 (24, 53)	72 (48, 97)	22 (15, 29)	132 (87, 177)	65 (42, 91)	125 (83, 168)	38 (26, 51)	228 (152, 307)	24.1 (15.5, 33.8)	32.0 (21.2, 43.1)	19.2 (12.9, 25.5)	27.5 (18.2, 36.9)
Age 70 and over	37500	3.1 (2.4, 3.9)	151 (139, 163)	30 (19, 40)	51 (34, 68)	16 (11, 21)	97 (65, 129)	787 (517, 1075)	1369 (901, 1825)	430 (288, 572)	2586 (1725, 3467)	16.0 (10.5, 21.8)	18.9 (12.4, 25.2)	15.4 (10.3, 20.5)	17.7 (11.8, 23.8)
Overall	614000	3.1 (2.3, 3.9)	141 (131, 151)	67 (43, 91)	123 (81, 165)	38 (26, 51)	229 (151, 306)	109 (70, 149)	201 (133, 269)	62 (42, 83)	372 (246, 499)	19.7 (12.7, 26.8)	24.8 (16.4, 33.3)	17.4 (11.7, 23.1)	22.3 (14.7, 29.9)
Georgia															
Under age 70	2300000	5.3 (4.1, 6.6)	132 (123, 141)	1129 (771, 1515)	796 (566, 1022)	372 (264, 472)	2297 (1627, 2965)	491 (335, 661)	346 (246, 444)	162 (115, 205)	999 (707, 1290)	32.4 (22.1, 43.7)	41.5 (29.5, 53.3)	25.5 (18.1, 32.3)	34.5 (24.5, 44.6)
Age 70 and over	624000	5.4 (4.1, 6.6)	152 (138, 167)	2421 (1485, 3420)	1668 (1039, 2364)	710 (489, 945)	4800 (3089, 6555)	3883 (2381, 5484)	2676 (1667, 3791)	1139 (784, 1520)	7698 (4954, 10511)	17.2 (10.5, 24.2)	18.1 (11.3, 25.7)	16.1 (11.1, 21.5)	17.7 (11.4, 24.2)
Overall	2920000	5.4 (4.1, 6.6)	142 (130, 154)	3550 (2366, 4803)	2465 (1607, 3289)	1082 (757, 1411)	7097 (4815, 9475)	1214 (809, 1642)	843 (550, 1125)	370 (259, 483)	2427 (1647, 3239)	20.2 (13.4, 27.3)	22.2 (14.4, 29.6)	18.4 (12.9, 24.1)	21.0 (14.3, 28.1)
Germany															
Under age 70	45200000	3.6 (3.3, 3.8)	128 (122, 133)	3564 (2356, 4855)	1136 (774, 1506)	1207 (855, 1554)	5906 (4071, 7811)	79 (52, 107)	25 (17, 33)	27 (19, 34)	131 (90, 173)	20.0 (13.2, 27.3)	25.3 (17.2, 33.6)	14.3 (10.1, 18.4)	20.0 (13.8, 26.5)
Age 70 and over	16800000	3.6 (3.3, 3.9)	142 (133, 151)	14477 (8430, 22078)	5184 (3290, 7358)	6658 (4339, 8905)	26319 (16913, 37054)	863 (503, 1316)	309 (196, 440)	397 (259, 532)	1569 (1008, 2209)	8.1 (4.7, 12.4)	7.2 (4.6, 10.3)	7.3 (4.7, 9.7)	8.0 (5.2, 11.3)
Overall	62000000	3.6 (3.3, 3.9)	135 (128, 142)	18041 (11303, 26349)	6319 (4124, 8731)	7865 (5190, 10405)	32225 (21032, 44124)	291 (182, 425)	102 (67, 141)	127 (84, 168)	520 (339, 711)	9.2 (5.8, 13.5)	8.3 (5.4, 11.5)	7.8 (5.2, 10.4)	9.0 (5.9, 12.3)
Ghana															
Under age 70	9190000	2.4 (2.0, 2.7)	128 (123, 132)	559 (371, 778)	1070 (715, 1459)	322 (211, 434)	1951 (1328, 2647)	61 (40, 85)	116 (78, 159)	35 (23, 48)	212 (145, 289)	16.3 (10.8, 22.8)	21.5 (14.4, 29.4)	13.1 (8.6, 17.7)	18.6 (12.6, 25.2)
Age 70 and over	930000	2.4 (2.0, 2.8)	146 (139, 153)	559 (346, 775)	914 (590, 1245)	329 (218, 445)	1803 (1154, 2429)	601 (372, 836)	983 (635, 1339)	354 (235, 479)	1938 (1241, 2619)	9.5 (5.9, 13.2)	10.5 (6.8, 14.3)	9.4 (6.2, 12.7)	10.2 (6.5, 13.8)
Overall	10100000	2.4 (2.0, 2.8)	137 (131, 143)	1118 (735, 1531)	1984 (1316, 2660)	651 (429, 878)	3753 (2503, 5037)	111 (73, 152)	196 (130, 263)	64 (42, 87)	371 (247, 504)	12.0 (7.9, 16.5)	14.5 (9.6, 19.4)	10.9 (7.2, 14.7)	13.3 (8.9, 18.1)
Greece															
Under age 70	6410000	3.8 (2.9, 4.7)	124 (117, 131)	737 (497, 985)	279 (191, 368)	94 (70, 116)	1110 (773, 1453)	115 (78, 154)	44 (30, 57)	15 (11, 18)	173 (121, 227)	20.7 (14.0, 27.7)	26.9 (18.4, 35.5)	14.7 (11.0, 18.2)	21.6 (15.0, 28.3)
Age 70 and over	2110000	3.8 (2.9, 4.7)	144 (133, 154)	2098 (1173, 3203)	1776 (1096, 2593)	742 (491, 986)	4616 (2917, 6563)	995 (556, 1520)	842 (520, 1230)	352 (233, 469)	2190 (1384, 3114)	8.6 (4.8, 13.2)	7.4 (4.6, 10.8)	7.7 (5.1, 10.2)	8.2 (5.2, 11.6)
Overall	8510000	3.8 (2.9, 4.7)	134 (125, 143)	2835 (1706, 4113)	2055 (1304, 2933)	836 (559, 1101)	5725 (3742, 7908)	333 (200, 483)	241 (153, 344)	98 (66, 129)	673 (440, 929)	10.2 (6.1, 14.8)	8.2 (5.2, 11.7)	8.1 (5.4, 10.7)	9.3 (6.1, 12.8)
Grenada															
Under age 70	44700	2.6 (2.0, 3.3)	128 (118, 137)	3 (2, 4)	3 (2, 4)	2 (2, 3)	8 (5, 11)	66 (42, 90)	63 (43, 83)	53 (35, 70)	181 (121, 240)	13.0 (8.4, 17.9)	17.2 (11.8, 22.8)	9.6 (6.4, 12.7)	13.5 (9.1, 17.9)
Age 70 and over	7530	2.6 (2.0, 3.3)	146 (130, 161)	6 (4, 8)	5 (3, 7)	4 (3, 5)	15 (10, 20)	759 (469, 1082)	685 (441, 942)	507 (337, 677)	1952 (1268, 2638)	6.2 (3.8, 8.8)	6.0 (3.9, 8.3)	6.6 (4.4, 8.8)	6.4 (4.2, 8.7)
Overall	52200	2.6 (2.0, 3.3)	137 (124, 149)	9 (6, 12)	8 (5, 11)	6 (4, 8)	23 (15, 30)	166 (108, 228)	153 (102, 206)	118 (79, 158)	437 (291, 581)	7.5 (4.9, 10.3)	7.8 (5.2, 10.5)	7.5 (5.0, 10.0)	7.9 (5.3, 10.5)
Guatemala															
Under age 70	4880000	3.0 (2.5, 3.5)	123 (116, 130)	232 (153, 315)	151 (100, 206)	78 (52, 102)	461 (310, 606)	48 (31, 65)	31 (21, 42)	16 (11, 21)	94 (63, 124)	13.1 (8.7, 17.9)	16.8 (11.1, 23.0)	10.9 (7.3, 14.4)	14.1 (9.5, 18.5)
Age 70 and over	621000	3.0 (2.5, 3.5)	142 (129, 155)	313 (190, 462)	176 (113, 242)	109 (74, 145)	597 (383, 829)	504 (305, 745)	283 (183, 390)	175 (118, 234)	961 (616, 1334)	7.2 (4.4, 10.7)	7.5 (4.9, 10.4)	7.9 (5.3, 10.5)	7.6 (4.9, 10.6)
Overall	5510000	3.0 (2.5, 3.5)	132 (122, 143)	545 (345, 757)	327 (217, 444)	186 (124, 246)	1058 (698, 1424)	99 (63, 138)	59 (39, 81)	34 (23, 45)	192 (127, 259)	8.9 (5.7, 12.5)	10.1 (6.7, 13.7)	8.9 (5.9, 11.8)	9.5 (6.3, 12.8)
Guinea															
Under age 70	3380000	2.8 (2.1, 3.4)	132 (123, 141)	234 (154, 320)	424 (282, 570)	126 (84, 167)	784 (522, 1056)	69 (46, 95)	125 (83, 169)	37 (25, 50)	232 (154, 312)	20.9 (13.8, 28.7)	27.9 (18.6, 37.6)	16.9 (11.2, 22.5)	23.9 (15.9, 32.3)
Age 70 and over	332000	2.8 (2.2, 3.4)	151 (136, 167)	243 (158, 332)	386 (257, 523)	132 (87, 177)	762 (500, 1028)	732 (476, 1007)	1163 (775, 1582)	398 (262, 532)	2293 (1506, 3098)	12.5 (8.1, 17.2)	14.3 (9.5, 19.5)	12.6 (8.3, 16.9)	13.8 (9.0, 18.6)
Overall	3720000	2.8 (2.1, 3.4)	142 (129, 154)	477 (319, 645)	810 (543, 1090)	258 (173, 346)	1545 (1037, 2082)	128 (86, 174)	218 (146, 293)	69 (46, 93)	416 (279, 561)	15.6 (10.4, 21.1)	19.2 (12.9, 25.8)	14.4 (9.6, 19.3)	17.5 (11.8, 23.7)
Guinea-Bissau															
Under age 70	537000	3.0 (2.3, 3.8)	131 (122, 140)	51 (33, 69)	92 (63, 122)	31 (21, 42)	175 (119, 231)	95 (61, 130)	172 (118, 229)	59 (40, 78)	325 (221, 432)	23.5 (15.3, 32.2)	31.2 (21.3, 41.5)	19.7 (13.3, 26.3)	26.9 (18.3, 35.7)
Age 70 and over	50500	3.1 (2.3, 3.8)	150 (135, 165)	43 (28, 59)	71 (47, 94)	26 (18, 35)	140 (94, 187)	854 (557, 1168)	1396 (934, 1857)	524 (347, 690)	2775 (1855, 3702)	14.4 (9.4, 19.6)	16.5 (11.0, 21.9)	14.8 (9.8, 19.5)	15.9 (10.6, 21.2)
Overall	587000	3.1 (2.3, 3.8)	140 (128, 152)	94 (63, 127)	163 (111, 215)	58 (39, 76)	315 (213, 419)	160 (107, 216)	278 (189, 367)	99 (67, 131)	536 (362, 714)	18.2 (12.1, 24.5)	22.5 (15.3, 29.7)	17.1 (11.6, 22.7)	20.6 (13.9, 27.4)
Guyana															
Under age 70	331000	2.5 (1.8, 3.1)	126 (117, 136)	38 (25, 54)	40 (27, 55)	20 (14, 27)	99 (67, 132)	116 (77, 162)	122 (82, 165)	61 (41, 80)	299 (203, 400)	11.7 (7.7, 16.3)	15.7 (10.6, 21.3)	12.0 (8.1, 15.8)	13.6 (9.2, 18.1)
Age 70 and over	32500	2.5 (1.9, 3.1)	144 (128, 160)	32 (21, 45)	34 (22, 46)	23 (15, 31)	89 (59, 120)	995 (633, 1399)	1039 (665, 1423)	700 (470, 941)	2734 (1807, 3694)	6.1 (3.9, 8.6)	6.9 (4.4, 9.5)	8.4 (5.6, 11.3)	7.1 (4.7, 9.6)
Overall	363000	2.5 (1.8, 3.1)	135 (122, 148)	71 (47, 97)	74 (50, 99)	43 (29, 57)	188 (127, 248)	195 (130, 268)	204 (138, 274)	118 (80, 157)	517 (350, 685)	8.3 (5.5, 11.4)	10.0 (6.7, 13.4)	9.8 (6.6, 13.0)	9.5 (6.4, 12.6)
Haiti															
Under age 70	3850000	2.7 (2.0, 3.3)	127 (117, 137)	275 (180, 378)	671 (446, 901)	300 (204, 391)	1245 (837, 1647)	71 (47, 98)	174 (116, 235)	78 (53, 102)	324 (217, 430)	12.3 (8.0, 16.9)	16.9 (11.3, 22.8)	13.2 (9.0, 17.2)	15.3 (10.3, 20.3)
Age 70 and over	440000	2.7 (2.0, 3.4)	145 (128, 161)	271 (176, 372)	685 (440, 927)	278 (186, 370)	1234 (811, 1648)	617 (400, 847)	1558 (1002, 2112)	633 (424, 842)	2808 (1846, 3779)	7.4 (4.8, 10.1)	8.6 (5.5, 11.7)	9.3 (6.2, 12.3)	8.7 (5.7, 11.7)
Overall	4290000	2.7 (2.0, 3.3)	136 (123, 149)	546 (362, 733)	1356 (900, 1812)	578 (393, 762)	2480 (1652, 3273)	127 (84, 171)	316 (210, 423)	135 (92, 178)	578 (385, 764)	9.2 (6.1, 12.4)	11.4 (7.5, 15.2)	11.0 (7.4, 14.5)	11.1 (7.4, 14.7)
Honduras															
Under age 70	2860000	3.0 (2.2, 3.7)	125 (117, 133)	242 (159, 334)	154 (104, 206)	73 (49, 95)	469 (315, 627)	85 (56, 117)	54 (36, 72)	25 (17, 33)	164 (110, 219)	14.2 (9.3, 19.6)	18.5 (12.5, 24.7)	13.2 (8.9, 17.3)	15.6 (10.5, 20.9)
Age 70 and over	328000	3.0 (2.3, 3.7)	144 (130, 157)	356 (225, 514)	224 (146, 315)	115 (78, 154)	695 (462, 962)	1086 (688, 1568)	685 (445, 961)	352 (239, 469)	2123 (1410, 2936)	7.6 (4.8, 10.9)	7.7 (5.0, 10.8)	8.5 (5.8, 11.4)	7.9 (5.3, 11.0)
Overall	3190000	3.0 (2.3, 3.7)	134 (123, 145)	598 (394, 826)	378 (253, 510)	188 (128, 248)	1164 (780, 1571)	187 (124, 259)	119 (79, 160)	59 (40, 78)	365 (245, 493)	9.3 (6.2, 12.9)	10.1 (6.7, 13.6)	9.9 (6.6, 13.3)	9.9 (6.6, 13.3)
Hungary															
Under age 70	5620000	4.3 (3.7, 4.8)	131 (124, 138)	1517 (1049, 1994)	808 (584, 1036)	560 (410, 701)	2885 (2066, 3667)	270 (187, 355)	144 (104, 185)	100 (73, 125)	513 (368, 653)	26.1 (18.1, 34.4)	33.6 (24.3, 43.2)	22.7 (16.6, 28.5)	27.9 (20.0, 35.5)
Age 70 and over	1670000	4.3 (3.8, 4.8)	151 (139, 164)	3839 (2241, 5829)	1941 (1252, 2727)	1423 (960, 1871)	7203 (4669, 10206)	2303 (1344, 3507)	1164 (751, 1639)	854 (576, 1129)	4321 (2801, 6130)	11.9 (6.9, 18.1)	11.7 (7.5, 16.4)	14.2 (9.6, 18.8)	12.5 (8.1, 17.8)
Overall	7290000	4.3 (3.8, 4.8)	141 (131, 151)	5357 (3473, 7734)	2749 (1825, 3720)	1983 (1398, 2581)	10088 (6786, 13795)	735 (477, 1062)	377 (250, 512)	272 (192, 354)	1384 (931, 1897)	14.1 (9.1, 20.3)	14.5 (9.6, 19.6)	15.9 (11.2, 20.7)	14.9 (10.0, 20.4)
Iceland															
Under age 70	170000	3.6 (3.0, 4.1)	123 (116, 130)	9 (6, 12)	2 (1, 3)	2 (1, 2)	12 (8, 16)	50 (33, 68)	11 (8, 15)	11 (8, 14)	72 (49, 96)	20.1 (13.2, 27.4)	25.2 (17.5, 33.2)	13.3 (9.6, 17.0)	19.8 (13.5, 26.4)
Age 70 and over	39000	3.6 (3.1, 4.2)	139 (128, 151)	31 (17, 49)	11 (7, 17)	8 (5, 11)	51 (31, 74)	808 (430, 1250)	289 (177, 443)	203 (136, 274)	1300 (802, 1902)	7.9 (4.2, 12.3)	6.8 (4.1, 10.4)	6.2 (4.2, 8.4)	7.5 (4.7, 11.0)
Overall	209000	3.6 (3.1, 4.1)	131 (122, 140)	40 (24, 59)	13 (8, 19)	10 (7, 13)	63 (41, 89)	191 (114, 284)	63 (40, 93)	47 (32, 62)	301 (198, 424)	9.1 (5.4, 13.5)	7.6 (4.8, 11.2)	6.9 (4.8, 9.2)	8.6 (5.7, 12.1)
India															
Under age 70	555000000	3.7 (3.5, 3.9)	123 (118, 127)	86848 (57569, 119789)	42734 (29977, 56483)	26485 (18009, 34467)	156068 (105833, 208326)	156 (104, 216)	77 (54, 102)	48 (32, 62)	281 (191, 376)	19.5 (12.9, 27.0)	25.9 (18.2, 34.3)	15.5 (10.5, 20.2)	20.6 (14.0, 27.6)
Age 70 and over	60300000	3.8 (3.6, 3.9)	134 (128, 141)	72569 (46603, 100585)	50226 (33042, 67623)	26515 (17915, 34998)	149310 (97600, 200661)	1204 (773, 1670)	833 (548, 1124)	440 (297, 581)	2477 (1619, 3354)	10.8 (6.9, 15.0)	11.6 (7.6, 15.7)	11.4 (7.7, 15.1)	11.5 (7.5, 15.5)
Overall	615000000	3.8 (3.6, 3.9)	129 (123, 134)	159418 (104990, 217531)	92960 (63991, 122275)	53000 (35718, 69450)	305377 (203093, 408104)	259 (171, 354)	151 (104, 199)	86 (58, 113)	496 (330, 665)	14.3 (9.4, 19.5)	15.6 (10.7, 20.5)	13.1 (8.9, 17.3)	14.8 (9.9, 19.9)
Indonesia															
Under age 70	119000000	3.4 (2.8, 3.9)	126 (120, 133)	7774 (5136, 10681)	20189 (13597, 26842)	6661 (4506, 8792)	34624 (23503, 45245)	66 (43, 90)	170 (115, 227)	56 (38, 74)	292 (198, 384)	18.2 (12.0, 25.0)	23.5 (15.8, 31.3)	15.4 (10.4, 20.4)	20.9 (14.2, 27.5)
Age 70 and over	13300000	3.4 (2.9, 4.0)	146 (137, 156)	8629 (5439, 12069)	23711 (15580, 32049)	7741 (5288, 10200)	40081 (26503, 53930)	648 (408, 908)	1780 (1170, 2411)	581 (397, 766)	3009 (1990, 4050)	10.5 (6.6, 14.6)	11.0 (7.2, 14.9)	11.3 (7.7, 14.9)	11.2 (7.4, 15.1)
Overall	132000000	3.4 (2.9, 3.9)	136 (128, 144)	16403 (10947, 22321)	43901 (29618, 58253)	14402 (9858, 18844)	74706 (50622, 98566)	124 (83, 170)	333 (225, 442)	109 (75, 143)	567 (384, 748)	13.1 (8.7, 17.9)	14.6 (9.8, 19.3)	12.9 (8.8, 16.9)	14.3 (9.7, 18.9)
Iran (Islamic Republic of)															
Under age 70	36900000	4.0 (3.4, 4.6)	126 (121, 130)	5531 (3716, 7585)	2091 (1439, 2711)	2033 (1411, 2636)	9655 (6631, 12791)	150 (101, 206)	57 (39, 74)	55 (38, 72)	262 (180, 347)	22.0 (14.8, 30.2)	28.8 (19.8, 37.4)	18.0 (12.5, 23.4)	23.0 (15.8, 30.4)
Age 70 and over	3870000	4.1 (3.5, 4.7)	145 (138, 153)	7696 (4939, 10926)	3572 (2366, 4948)	3835 (2593, 5086)	15103 (10057, 20385)	1989 (1276, 2823)	923 (612, 1281)	991 (670, 1315)	3903 (2600, 5268)	12.2 (7.8, 17.3)	12.2 (8.1, 16.9)	12.6 (8.5, 16.7)	12.7 (8.5, 17.2)
Overall	40700000	4.1 (3.5, 4.6)	135 (129, 141)	13228 (8853, 18175)	5662 (3897, 7487)	5868 (4030, 7666)	24758 (16880, 32857)	325 (217, 446)	139 (96, 184)	144 (99, 189)	608 (414, 806)	15.0 (10.0, 20.6)	15.5 (10.7, 20.5)	14.1 (9.7, 18.5)	15.4 (10.5, 20.5)
Iraq															
Under age 70	10800000	3.8 (2.9, 4.7)	126 (117, 135)	1384 (911, 1874)	954 (647, 1250)	563 (386, 731)	2901 (1954, 3783)	129 (85, 174)	89 (60, 116)	52 (36, 68)	270 (182, 352)	19.6 (12.9, 26.5)	25.8 (17.5, 33.8)	16.4 (11.2, 21.3)	21.1 (14.2, 27.6)
Age 70 and over	1040000	3.8 (2.9, 4.7)	143 (127, 158)	1738 (1101, 2399)	1320 (892, 1790)	844 (578, 1119)	3901 (2582, 5242)	1678 (1063, 2324)	1274 (861, 1736)	815 (559, 1082)	3768 (2494, 5063)	11.1 (7.1, 15.4)	12.2 (8.3, 16.6)	11.2 (7.6, 14.8)	11.9 (7.9, 15.9)
Overall	11800000	3.8 (2.9, 4.7)	134 (122, 147)	3121 (2031, 4179)	2274 (1531, 3008)	1407 (967, 1836)	6802 (4530, 8988)	265 (172, 356)	193 (130, 256)	119 (82, 156)	577 (384, 763)	13.8 (9.0, 18.5)	15.7 (10.6, 20.8)	12.8 (8.8, 16.7)	14.6 (9.7, 19.3)
Ireland															
Under age 70	2470000	3.7 (3.2, 4.3)	128 (123, 134)	193 (129, 266)	57 (40, 76)	39 (28, 50)	290 (199, 385)	78 (52, 108)	23 (16, 31)	16 (11, 20)	117 (81, 157)	21.7 (14.5, 30.0)	26.5 (18.4, 35.2)	14.0 (9.9, 17.9)	21.5 (14.8, 28.8)
Age 70 and over	514000	3.8 (3.2, 4.4)	147 (139, 155)	518 (318, 776)	183 (114, 263)	140 (96, 186)	841 (549, 1184)	1008 (619, 1511)	357 (223, 512)	272 (186, 363)	1637 (1069, 2304)	9.4 (5.8, 14.0)	8.0 (5.0, 11.5)	7.1 (4.8, 9.4)	8.9 (5.8, 12.5)
Overall	2980000	3.8 (3.2, 4.4)	138 (131, 144)	711 (464, 1009)	241 (159, 333)	179 (124, 235)	1131 (766, 1541)	239 (156, 339)	81 (53, 112)	60 (41, 79)	379 (257, 517)	11.1 (7.2, 15.7)	9.7 (6.4, 13.4)	7.9 (5.5, 10.4)	10.4 (7.1, 14.2)
Israel															
Under age 70	3550000	3.8 (3.0, 4.6)	122 (116, 129)	176 (116, 238)	75 (51, 97)	45 (32, 58)	295 (200, 387)	49 (33, 67)	21 (14, 27)	13 (9, 16)	83 (56, 109)	20.8 (13.8, 28.3)	27.0 (18.6, 35.3)	13.9 (9.9, 17.9)	21.1 (14.3, 27.8)
Age 70 and over	747000	3.8 (3.0, 4.6)	141 (132, 150)	565 (310, 867)	241 (145, 353)	209 (138, 284)	1015 (632, 1447)	757 (416, 1160)	322 (194, 472)	280 (185, 380)	1359 (846, 1939)	8.6 (4.7, 13.2)	8.1 (4.9, 11.9)	6.9 (4.6, 9.4)	8.4 (5.2, 11.9)
Overall	4300000	3.8 (3.0, 4.6)	132 (124, 139)	741 (441, 1079)	315 (199, 442)	254 (170, 340)	1310 (853, 1803)	172 (103, 251)	73 (46, 103)	59 (40, 79)	305 (199, 422)	10.0 (5.9, 14.5)	9.7 (6.2, 13.7)	7.6 (5.1, 10.2)	9.7 (6.3, 13.4)
Italy															
Under age 70	33200000	4.4 (4.1, 4.8)	126 (121, 131)	2198 (1506, 2981)	1065 (743, 1380)	792 (583, 990)	4055 (2854, 5311)	66 (45, 90)	32 (22, 42)	24 (18, 30)	122 (86, 160)	25.6 (17.5, 35.0)	32.4 (22.6, 41.9)	19.8 (14.6, 24.8)	26.5 (18.7, 34.7)
Age 70 and over	12300000	4.5 (4.1, 4.8)	146 (138, 153)	11159 (5764, 17255)	6630 (4166, 9641)	7716 (5215, 10220)	25506 (16291, 35714)	910 (470, 1407)	541 (340, 797)	629 (425, 840)	2080 (1329, 2912)	10.5 (5.4, 16.3)	8.8 (5.5, 12.9)	11.4 (7.7, 15.2)	10.6 (6.8, 14.9)
Overall	45500000	4.5 (4.1, 4.8)	136 (130, 142)	13357 (7551, 20085)	7695 (4990, 10915)	8508 (5815, 11178)	29560 (19207, 40863)	294 (166, 441)	169 (110, 244)	187 (128, 247)	650 (422, 898)	11.7 (6.6, 17.5)	9.7 (6.3, 14.1)	11.9 (8.1, 15.7)	11.6 (7.5, 16.0)
Jamaica															
Under age 70	1240000	1.9 (1.7, 2.2)	127 (118, 137)	24 (15, 34)	44 (29, 60)	27 (18, 35)	95 (63, 126)	19 (13, 27)	36 (24, 48)	22 (14, 28)	77 (51, 103)	7.8 (5.0, 11.0)	10.3 (6.9, 14.1)	7.9 (5.3, 10.5)	9.3 (6.2, 12.4)
Age 70 and over	215000	1.9 (1.7, 2.2)	145 (129, 161)	57 (33, 87)	86 (53, 123)	75 (49, 103)	218 (142, 300)	266 (151, 405)	399 (247, 572)	350 (230, 478)	1015 (658, 1396)	3.4 (1.9, 5.2)	3.4 (2.1, 4.8)	5.0 (3.3, 6.8)	4.0 (2.6, 5.4)
Overall	1450000	1.9 (1.7, 2.2)	136 (123, 149)	81 (49, 117)	130 (83, 178)	102 (67, 137)	313 (206, 426)	56 (34, 81)	90 (57, 123)	70 (46, 95)	216 (142, 295)	4.1 (2.5, 5.9)	4.4 (2.8, 6.0)	5.5 (3.7, 7.5)	4.8 (3.2, 6.5)
Japan															
Under age 70	67300000	4.9 (4.6, 5.2)	125 (121, 129)	3921 (2700, 5209)	5118 (3485, 6648)	1505 (1109, 1867)	10544 (7366, 13536)	58 (40, 77)	76 (52, 99)	22 (16, 28)	157 (109, 201)	28.0 (19.3, 37.2)	36.1 (24.6, 47.0)	20.3 (14.9, 25.2)	30.5 (21.3, 39.2)
Age 70 and over	29200000	5.0 (4.7, 5.3)	139 (133, 144)	14354 (7886, 22146)	17053 (10649, 24031)	9196 (6284, 12188)	40602 (25843, 56007)	492 (271, 760)	585 (365, 825)	315 (216, 418)	1393 (887, 1928)	11.4 (6.3, 17.7)	10.3 (6.4, 14.5)	9.5 (6.5, 12.6)	10.8 (6.9, 15.0)
Overall	96400000	4.9 (4.6, 5.3)	132 (127, 137)	18275 (10978, 27109)	22171 (14291, 30422)	10700 (7432, 14011)	51146 (33622, 69134)	189 (114, 281)	230 (148, 315)	111 (77, 146)	530 (349, 717)	13.1 (7.9, 19.4)	12.3 (7.9, 16.9)	10.3 (7.1, 13.5)	12.5 (8.2, 16.9)
Jordan															
Under age 70	2290000	4.1 (3.1, 5.2)	123 (117, 128)	247 (160, 338)	139 (94, 181)	116 (81, 148)	502 (336, 661)	108 (70, 148)	60 (41, 79)	51 (35, 65)	219 (146, 288)	22.0 (14.3, 30.1)	28.2 (19.2, 36.8)	22.2 (15.4, 28.3)	24.3 (16.3, 32.0)
Age 70 and over	242000	4.2 (3.2, 5.2)	135 (126, 144)	296 (192, 410)	237 (156, 314)	196 (133, 258)	729 (486, 981)	1221 (793, 1695)	979 (644, 1299)	811 (551, 1066)	3012 (2006, 4061)	12.1 (7.8, 16.8)	12.5 (8.3, 16.6)	16.7 (11.3, 21.9)	13.6 (9.1, 18.4)
Overall	2530000	4.2 (3.1, 5.2)	129 (122, 136)	542 (354, 736)	376 (251, 492)	313 (213, 406)	1231 (815, 1625)	214 (140, 291)	148 (99, 194)	123 (84, 160)	486 (322, 641)	15.2 (9.9, 20.6)	15.8 (10.6, 20.7)	18.4 (12.5, 23.9)	16.6 (11.0, 21.9)
Kazakhstan															
Under age 70	8020000	6.0 (4.6, 7.5)	130 (121, 140)	5077 (3355, 6831)	3064 (2251, 3871)	1441 (1021, 1831)	9582 (6613, 12400)	633 (418, 851)	382 (281, 484)	180 (127, 228)	1195 (824, 1550)	35.8 (23.7, 48.2)

Overall	2640000	4.5 (3.4, 5.6)	131 (121, 141)	825 (549, 1104)	879 (589, 1156)	362 (246, 469)	2066 (1380, 2719)	313 (208, 419)	333 (223, 439)	137 (93, 178)	783 (523, 1033)	17.7 (11.8, 23.6)	20.8 (14.0, 27.5)	16.3 (11.1, 21.1)	19.1 (12.8, 25.3)
Latvia															
Under age 70	1230000	4.2 (3.2, 5.2)	132 (122, 141)	383 (253, 516)	198 (140, 251)	145 (101, 188)	725 (503, 943)	311 (206, 420)	161 (114, 205)	118 (82, 153)	590 (409, 768)	25.9 (17.2, 35.0)	33.1 (23.4, 42.2)	17.3 (12.0, 22.5)	26.0 (18.0, 33.8)
Age 70 and over	390000	4.3 (3.2, 5.3)	152 (136, 168)	1076 (616, 1611)	630 (406, 889)	126 (87, 166)	1832 (1146, 2565)	2756 (1577, 4156)	1614 (1040, 2282	322 (223, 426)	4692 (2935, 6593)	12.0 (6.9, 18.1)	11.4 (7.4, 16.2)	13.0 (9.0, 17.2)	12.0 (7.5, 16.8)
Overall	1620000	4.2 (3.2, 5.2)	142 (129, 155)	1459 (894, 2060)	828 (544, 1137)	271 (187, 354)	2557 (1673, 3451)	900 (552, 1273)	511 (336, 703)	167 (116, 219)	1578 (1033, 2132)	14.0 (8.6, 19.8)	13.6 (8.9, 18.7)	15.0 (10.4, 19.7)	14.1 (9.2, 19.1)
Lebanon															
Under age 70	2110000	3.1 (2.6, 3.7)	127 (118, 136)	211 (139, 283)	101 (68, 133)	50 (34, 65)	361 (245, 478)	100 (66, 135)	48 (32, 63)	24 (16, 31)	171 (116, 227)	16.5 (10.9, 22.3)	20.7 (13.9, 27.2)	14.2 (9.6, 18.5)	17.5 (11.9, 23.2)
Age 70 and over	309000	3.2 (2.6, 3.7)	145 (129, 160)	397 (249, 558)	118 (77, 163)	107 (72, 144)	623 (403, 860)	1287 (809, 1825)	383 (250, 529)	348 (234, 467)	2019 (1308, 2791)	8.7 (5.5, 12.3)	8.3 (5.4, 11.4)	9.5 (6.4, 12.7)	8.9 (5.8, 12.4)
Overall	2420000	3.2 (2.6, 3.7)	136 (124, 148)	608 (400, 831)	219 (147, 291)	157 (106, 208)	984 (646, 1334)	251 (165, 343)	91 (61, 121)	65 (44, 86)	406 (267, 552)	10.4 (6.9, 14.2)	11.4 (7.7, 15.2)	10.6 (7.2, 14.0)	10.9 (7.2, 14.8)
Lesotho															
Under age 70	759000	2.6 (2.0, 3.3)	131 (121, 140)	44 (28, 61)	124 (79, 168)	82 (54, 111)	250 (163, 337)	57 (36, 80)	163 (105, 222)	109 (71, 147)	329 (215, 444)	19.5 (12.4, 27.2)	25.6 (16.5, 34.9)	17.5 (11.5, 23.7)	22.5 (14.7, 30.4)
Age 70 and over	93100	2.7 (2.0, 3.3)	150 (134, 166)	58 (38, 80)	139 (93, 190)	107 (72, 145)	305 (205, 408)	625 (413, 866)	1497 (999, 2070)	1154 (776, 1555)	3276 (2197, 4417)	11.2 (7.4, 15.6)	12.3 (8.2, 17.1)	12.0 (8.1, 16.2)	12.6 (8.5, 17.0)
Overall	852000	2.7 (2.0, 3.3)	140 (128, 153)	102 (67, 140)	263 (174, 356)	190 (126, 254)	555 (368, 744)	119 (78, 165)	309 (204, 418)	223 (148, 299)	651 (432, 876)	13.7 (9.0, 18.9)	16.3 (10.8, 22.1)	13.9 (9.3, 18.7)	15.8 (10.5, 21.2)
Liberia															
Under age 70	1370000	2.7 (2.0, 3.4)	131 (122, 140)	69 (46, 95)	135 (89, 184)	42 (28, 56)	245 (163, 333)	50 (34, 69)	99 (65, 134)	31 (20, 41)	179 (119, 243)	19.8 (13.3, 27.3)	26.4 (17.4, 35.9)	16.4 (10.8, 22.0)	22.8 (15.1, 30.9)
Age 70 and over	112000	2.7 (2.0, 3.4)	151 (135, 166)	60 (40, 83)	106 (70, 144)	36 (24, 48)	202 (134, 272)	538 (355, 740)	951 (627, 1289)	321 (213, 430)	1810 (1200, 2437)	12.1 (8.0, 16.7)	14.0 (9.2, 19.0)	12.5 (8.3, 16.8)	13.5 (8.9, 18.2)
Overall	1480000	2.7 (2.0, 3.4)	141 (129, 153)	129 (86, 175)	241 (159, 325)	78 (52, 104)	447 (299, 605)	87 (58, 118)	163 (107, 220)	53 (35, 70)	303 (202, 409)	15.3 (10.2, 20.8)	19.0 (12.5, 25.6)	14.3 (9.5, 19.2)	17.4 (11.6, 23.5)
Libyan Arab Jamahiriya															
Under age 70	3020000	4.3 (3.2, 5.3)	134 (129, 140)	507 (332, 680)	305 (209, 400)	177 (121, 228)	988 (665, 1291)	168 (110, 225)	101 (69, 132)	58 (40, 76)	327 (220, 428)	25.0 (16.4, 33.5)	32.1 (22.0, 42.2)	20.8 (14.2, 26.9)	26.7 (17.9, 34.9)
Age 70 and over	274000	4.3 (3.3, 5.3)	155 (145, 165)	538 (345, 747)	357 (232, 483)	221 (150, 294)	1116 (739, 1497)	1965 (1259, 2730)	1305 (849, 1763)	808 (546, 1074)	4078 (2700, 5477)	14.7 (9.4, 20.4)	15.1 (9.8, 20.4)	15.3 (10.4, 20.4)	15.3 (10.2, 20.6)
Overall	3300000	4.3 (3.2, 5.3)	145 (137, 152)	1045 (692, 1405)	662 (450, 867)	398 (275, 519)	2105 (1438, 2770)	317 (210, 426)	201 (136, 263)	121 (83, 158)	638 (436, 841)	18.3 (12.1, 24.7)	19.9 (13.6, 26.2)	17.4 (12.0, 22.7)	19.2 (13.1, 25.3)
Lithuania															
Under age 70	1800000	4.1 (3.1, 5.0)	133 (125, 141)	497 (330, 678)	205 (144, 261)	155 (109, 200)	856 (588, 1124)	276 (183, 377)	114 (80, 145)	86 (61, 111)	476 (327, 625)	25.3 (16.8, 34.5)	32.1 (22.6, 40.9)	17.6 (12.4, 22.6)	25.5 (17.5, 33.5)
Age 70 and over	539000	4.1 (3.2, 5.1)	153 (140, 167)	1495 (887, 2201)	557 (353, 782)	134 (92, 178)	2186 (1374, 3077)	2774 (1647, 4117)	1033 (656, 1453)	249 (171, 330)	4057 (2550, 5718)	11.4 (6.8, 16.9)	11.4 (7.2, 16.0)	11.9 (8.2, 15.8)	11.5 (7.2, 16.3)
Overall	2340000	4.1 (3.2, 5.1)	143 (132, 154)	1991 (1264, 2828)	761 (502, 1033)	289 (203, 375)	3042 (2007, 4153)	852 (541, 1213)	326 (215, 443)	124 (87, 161)	1302 (859, 1792)	13.2 (8.4, 18.8)	13.8 (9.1, 18.7)	14.4 (10.1, 18.7)	13.6 (9.0, 18.8)
Luxembourg															
Under age 70	282000	4.1 (3.1, 5.1)	125 (116, 134)	21 (14, 29)	9 (6, 11)	6 (4, 8)	36 (25, 48)	75 (50, 103)	31 (21, 41)	22 (16, 29)	129 (89, 171)	23.4 (15.4, 31.8)	30.1 (20.5, 39.1)	15.3 (10.9, 19.7)	23.4 (16.2, 31.0)
Age 70 and over	70600	4.1 (3.1, 5.1)	142 (127, 157)	59 (34, 88)	34 (21, 51)	29 (19, 39)	122 (78, 172)	842 (486, 1246)	485 (294, 718)	404 (266, 552)	1730 (1102, 2430)	9.8 (5.7, 14.5)	8.8 (5.4, 13.1)	7.6 (5.0, 10.4)	9.3 (5.9, 13.1)
Overall	352000	4.1 (3.1, 5.1)	134 (122, 146)	81 (49, 114)	43 (28, 61)	35 (23, 47)	159 (103, 217)	229 (140, 322)	122 (78, 173)	99 (66, 133)	450 (293, 615)	11.6 (7.1, 16.3)	10.3 (6.6, 14.7)	8.3 (5.6, 11.2)	10.8 (7.0, 14.7)
Macedonia (Former Yugoslav Republic of)															
Under age 70	1140000	3.9 (3.0, 4.8)	131 (121, 140)	221 (153, 296)	203 (142, 266)	57 (41, 73)	481 (341, 626)	194 (134, 260)	178 (124, 235)	50 (35, 64)	422 (299, 549)	23.5 (16.3, 31.5)	30.2 (21.1, 39.8)	18.0 (12.7, 23.0)	25.5 (18.1, 33.2)
Age 70 and over	243000	4.0 (3.0, 4.9)	150 (134, 166)	428 (274, 612)	640 (428, 875)	239 (162, 317)	1307 (885, 1779)	1757 (1124, 2515)	2629 (1758, 3592	981 (667, 1302)	5366 (3637, 7358)	12.1 (7.8, 17.3)	12.1 (8.1, 16.5)	12.5 (8.5, 16.6)	12.5 (8.5, 17.1)
Overall	1380000	3.9 (3.0, 4.9)	141 (128, 153)	649 (434, 892)	843 (577, 1138)	296 (205, 386)	1788 (1244, 2404)	469 (313, 644)	609 (417, 824)	214 (148, 280)	1291 (899, 1736)	14.5 (9.7, 19.9)	14.1 (9.7, 19.1)	13.3 (9.2, 17.4)	14.5 (10.1, 19.5)
Madagascar															
Under age 70	7030000	2.2 (1.7, 2.7)	133 (126, 140)	582 (360, 812)	1225 (797, 1694)	340 (218, 462)	2146 (1413, 2910)	83 (51, 116)	174 (113, 242)	48 (31, 66)	305 (201, 416)	15.1 (9.4, 21.1)	20.3 (13.2, 28.2)	11.4 (7.3, 15.7)	17.3 (11.4, 23.6)
Age 70 and over	651000	2.2 (1.7, 2.7)	151 (138, 164)	420 (260, 584)	1029 (669, 1405)	300 (197, 405)	1749 (1140, 2373)	646 (400, 900)	1581 (1028, 2163	461 (303, 625)	2687 (1753, 3655)	8.6 (5.3, 12.0)	9.8 (6.4, 13.4)	8.2 (5.4, 11.1)	9.4 (6.2, 12.8)
Overall	7680000	2.2 (1.7, 2.7)	142 (132, 152)	1002 (636, 1373)	2254 (1484, 3043)	639 (415, 866)	3895 (2550, 5272)	130 (83, 179)	293 (193, 398)	83 (54, 114)	507 (332, 688)	11.5 (7.3, 15.8)	13.6 (9.0, 18.5)	9.6 (6.3, 13.2)	12.6 (8.2, 17.1)
Malawi															
Under age 70	4580000	1.7 (1.4, 1.9)	135 (130, 140)	186 (118, 262)	368 (234, 503)	158 (100, 217)	712 (463, 989)	41 (26, 57)	80 (51, 110)	35 (22, 47)	156 (101, 216)	8.8 (5.6, 12.3)	12.1 (7.7, 16.6)	6.8 (4.3, 9.4)	10.0 (6.5, 13.8)
Age 70 and over	460000	1.7 (1.4, 2.0)	153 (143, 164)	168 (107, 232)	388 (243, 536)	150 (97, 204)	706 (454, 958)	365 (232, 506)	845 (528, 1167)	326 (210, 443)	1535 (988, 2094)	5.3 (3.4, 7.3)	6.2 (3.9, 8.6)	5.2 (3.4, 7.1)	6.0 (3.8, 8.1)
Overall	5040000	1.7 (1.4, 2.0)	144 (136, 152)	354 (229, 491)	756 (490, 1031)	308 (199, 424)	1418 (924, 1944)	70 (45, 98)	150 (97, 207)	61 (39, 84)	281 (183, 388)	6.7 (4.3, 9.3)	8.2 (5.3, 11.2)	5.9 (3.8, 8.2)	7.5 (4.9, 10.3)
Malaysia															
Under age 70	13300000	3.6 (3.1, 4.1)	124 (118, 131)	1779 (1199, 2364)	1077 (746, 1430)	486 (334, 629)	3342 (2322, 4326)	133 (90, 178)	81 (56, 107)	36 (25, 47)	251 (174, 325)	19.8 (13.4, 26.3)	25.5 (17.7, 33.9)	14.8 (10.1, 19.2)	20.9 (14.5, 27.0)
Age 70 and over	1350000	3.6 (3.1, 4.1)	139 (129, 149)	1870 (1218, 2563)	1124 (746, 1526)	480 (329, 631)	3474 (2302, 4638)	1381 (899, 1902)	830 (551, 1128)	355 (243, 466)	2565 (1700, 3424)	10.7 (7.0, 14.8)	11.8 (7.8, 16.0)	9.0 (6.1, 11.8)	11.0 (7.3, 14.7)
Overall	14700000	3.6 (3.1, 4.1)	132 (123, 140)	3649 (2478, 4817)	2201 (1490, 2890)	966 (665, 1256)	6816 (4681, 8911)	248 (169, 328)	150 (101, 197)	66 (45, 86)	464 (319, 608)	13.8 (9.4, 18.2)	16.0 (10.8, 21.0)	11.2 (7.7, 14.6)	14.3 (9.8, 18.7)
Maldives															
Under age 70	138000	3.3 (2.2, 4.5)	125 (115, 135)	3 (2, 4)	3 (2, 4)	3 (2, 4)	9 (6, 12)	22 (15, 30)	24 (16, 32)	20 (13, 27)	67 (45, 88)	17.7 (11.7, 23.9)	23.5 (15.9, 31.5)	11.5 (7.6, 15.4)	17.5 (12.0, 23.2)
Age 70 and over	16500	3.4 (2.2, 4.5)	141 (124, 158)	8 (5, 11)	9 (6, 12)	4 (3, 6)	21 (14, 29)	499 (314, 697)	523 (349, 713)	259 (174, 343)	1281 (840, 1733)	9.7 (6.1, 13.5)	11.2 (7.5, 15.3)	7.3 (4.9, 9.7)	10.0 (6.5, 13.5)
Overall	155000	3.3 (2.2, 4.5)	133 (119, 146)	11 (7, 15)	12 (8, 16)	7 (5, 9)	30 (20, 41)	73 (47, 100)	77 (53, 103)	46 (31, 61)	196 (131, 264)	11.0 (7.1, 15.0)	13.1 (9.0, 17.5)	8.5 (5.7, 11.3)	11.5 (7.7, 15.4)
Mali															
Under age 70	4750000	3.2 (2.4, 4.0)	127 (119, 134)	359 (228, 498)	615 (402, 836)	230 (147, 312)	1204 (792, 1626)	75 (48, 105)	129 (85, 177)	48 (31, 66)	253 (167, 343)	23.5 (15.0, 32.7)	31.2 (20.4, 42.6)	18.3 (11.7, 24.9)	26.4 (17.3, 35.7)
Age 70 and over	338000	3.2 (2.4, 4.0)	147 (134, 160)	299 (193, 406)	460 (301, 620)	166 (110, 219)	924 (609, 1246)	883 (571, 1201)	1359 (890, 1841)	490 (326, 649)	2732 (1801, 3691)	15.2 (9.8, 20.6)	17.7 (11.6, 24.0)	15.3 (10.2, 20.2)	16.8 (11.1, 22.7)
Overall	5090000	3.2 (2.4, 4.0)	137 (126, 147)	657 (437, 898)	1075 (717, 1448)	396 (257, 531)	2128 (1422, 2874)	129 (86, 177)	211 (141, 285)	78 (51, 105)	418 (279, 567)	18.8 (12.5, 25.7)	23.6 (15.7, 31.8)	16.9 (11.0, 22.8)	21.2 (14.1, 28.7)
Malta															
Under age 70	236000	4.1 (3.6, 4.7)	127 (119, 135)	23 (15, 30)	7 (5, 9)	4 (3, 5)	34 (23, 44)	95 (64, 128)	28 (20, 36)	18 (13, 23)	142 (98, 187)	23.9 (16.1, 32.2)	30.4 (21.4, 39.0)	16.6 (11.9, 21.2)	24.2 (16.8, 31.9)
Age 70 and over	58600	4.1 (3.6, 4.7)	144 (130, 158)	77 (46, 110)	31 (20, 44)	15 (11, 21)	124 (78, 169)	1312 (779, 1883)	534 (339, 749)	265 (182, 352)	2110 (1335, 2880)	10.6 (6.3, 15.2)	9.7 (6.2, 13.6)	9.2 (6.3, 12.3)	10.4 (6.6, 14.2)
Overall	295000	4.1 (3.6, 4.7)	135 (124, 146)	99 (62, 140)	38 (25, 52)	20 (14, 26)	157 (103, 211)	337 (210, 473)	129 (85, 177)	67 (46, 88)	533 (350, 716)	12.2 (7.6, 17.1)	11.0 (7.3, 15.1)	10.2 (7.1, 13.4)	11.8 (7.8, 15.9)
Marshall Islands															
Under age 70	25000	2.6 (1.9, 3.2)	123 (115, 132)	3 (2, 4)	2 (2, 3)	1 (1, 1)	6 (4, 8)	105 (68, 148)	94 (62, 127)	40 (27, 53)	238 (158, 324)	11.6 (7.5, 16.4)	15.5 (10.3, 21.0)	7.4 (5.0, 9.9)	12.1 (8.1, 16.5)
Age 70 and over	1860	2.6 (2.0, 3.2)	142 (128, 156)	1 (1, 1)	1 (1, 2)	1 (0, 1)	3 (2, 4)	444 (290, 614)	750 (490, 1020)	350 (239, 462)	1544 (1025, 2080)	7.3 (4.8, 10.1)	8.2 (5.3, 11.1)	5.6 (3.8, 7.3)	7.5 (5.0, 10.1)
Overall	26800	2.6 (2.0, 3.2)	133 (122, 144)	3 (2, 5)	4 (3, 5)	2 (1, 2)	9 (6, 12)	128 (84, 177)	139 (94, 189)	61 (41, 81)	328 (222, 445)	10.2 (6.7, 14.1)	11.6 (7.8, 15.7)	6.6 (4.4, 8.6)	10.1 (6.8, 13.7)
Mauritania															
Under age 70	1300000	3.0 (2.2, 3.7)	130 (121, 140)	90 (57, 122)	160 (107, 214)	53 (36, 70)	304 (201, 402)	70 (44, 94)	124 (82, 166)	41 (27, 55)	234 (156, 310)	23.0 (14.5, 31.1)	30.5 (20.3, 40.9)	18.3 (12.2, 24.4)	26.0 (17.3, 34.4)
Age 70 and over	93200	3.0 (2.3, 3.8)	150 (134, 165)	67 (44, 91)	107 (70, 143)	39 (26, 52)	212 (141, 286)	716 (474, 977)	1143 (751, 1532)	416 (279, 553)	2275 (1513, 3069)	14.7 (9.7, 20.0)	17.2 (11.3, 23.0)	14.3 (9.6, 19.1)	16.2 (10.8, 21.9)
Overall	1390000	3.0 (2.3, 3.7)	140 (128, 152)	157 (102, 212)	267 (179, 356)	92 (61, 122)	516 (345, 688)	113 (73, 153)	192 (129, 257)	66 (44, 88)	371 (249, 496)	18.5 (12.0, 25.0)	23.3 (15.6, 31.2)	16.4 (10.9, 21.8)	20.8 (14.0, 27.9)
Mauritius															
Under age 70	709000	5.5 (4.1, 6.8)	132 (122, 142)	265 (187, 346)	158 (115, 196)	87 (66, 105)	510 (367, 641)	373 (264, 488)	223 (162, 277)	123 (94, 148)	719 (518, 906)	46.1 (32.6, 60.3)	57.7 (42.0, 71.7)	44.4 (33.9, 53.6)	50.2 (36.2, 63.2)
Age 70 and over	89500	5.5 (4.1, 6.9)	152 (135, 168)	309 (189, 440)	203 (132, 275)	128 (90, 162)	640 (429, 853)	3455 (2115, 4921)	2266 (1478, 3068	1431 (1001, 1813)	7152 (4793, 9547)	24.5 (15.0, 34.9)	23.5 (15.4, 31.9)	30.0 (21.0, 38.0)	25.7 (17.2, 34.3)
Overall	798000	5.5 (4.1, 6.9)	142 (128, 155)	574 (386, 761)	361 (249, 462)	215 (156, 267)	1150 (806, 1479)	719 (483, 957)	452 (312, 580)	270 (195, 335)	1441 (1010, 1853)	31.3 (21.0, 41.6)	31.8 (22.0, 40.8)	34.5 (25.0, 42.9)	32.8 (23.0, 42.2)
Mexico															
Under age 70	52400000	2.8 (2.5, 3.1)	124 (118, 130)	2553 (1659, 3553)	1423 (939, 1889)	749 (503, 989)	4725 (3131, 6369)	49 (32, 68)	27 (18, 36)	14 (10, 19)	90 (60, 122)	13.4 (8.7, 18.7)	17.5 (11.6, 23.3)	11.6 (7.8, 15.4)	14.5 (9.6, 19.6)
Age 70 and over	7200000	2.8 (2.5, 3.1)	136 (127, 145)	3669 (2251, 5385)	1821 (1180, 2539)	1472 (980, 1986)	6963 (4525, 9641)	510 (313, 751)	253 (164, 354)	204 (136, 276)	967 (628, 1342)	6.2 (3.8, 9.1)	6.3 (4.1, 8.8)	7.5 (5.0, 10.2)	6.6 (4.3, 9.2)
Overall	59600000	2.8 (2.5, 3.1)	130 (123, 137)	6222 (3996, 8698)	3244 (2116, 4424)	2222 (1492, 2957)	11688 (7662, 15734)	104 (67, 146)	54 (35, 75)	37 (25, 50)	196 (128, 264)	8.0 (5.1, 11.1)	8.8 (5.7, 12.0)	8.6 (5.8, 11.4)	8.5 (5.6, 11.5)
Micronesia (Federated States of)															
Under age 70	41300	2.6 (2.0, 3.2)	128 (120, 136)	5 (4, 8)	6 (4, 8)	2 (1, 2)	13 (8, 17)	131 (85, 184)	135 (91, 182)	38 (26, 51)	305 (205, 410)	12.9 (8.3, 18.0)	17.1 (11.4, 22.9)	8.3 (5.6, 11.0)	13.8 (9.3, 18.6)
Age 70 and over	4070	2.6 (2.0, 3.2)	144 (130, 158)	2 (1, 3)	4 (3, 5)	1 (1, 2)	7 (5, 9)	473 (300, 648)	950 (620, 1307)	293 (198, 393)	1716 (1136, 2326)	6.9 (4.4, 9.5)	7.4 (4.9, 10.2)	5.5 (3.7, 7.3)	7.1 (4.7, 9.6)
Overall	45400	2.6 (2.0, 3.2)	136 (125, 147)	7 (5, 10)	9 (6, 13)	3 (2, 4)	20 (13, 26)	162 (107, 222)	209 (141, 280)	61 (42, 81)	431 (289, 576)	10.5 (6.9, 14.4)	11.2 (7.6, 15.0)	6.8 (4.6, 9.0)	10.3 (6.9, 13.8)
Moldova															
Under age 70	1940000	4.0 (3.0, 5.0)	131 (121, 140)	632 (443, 850)	485 (341, 627)	113 (80, 144)	1230 (867, 1605)	326 (229, 439)	251 (176, 324)	58 (41, 75)	635 (448, 829)	23.6 (16.6, 31.8)	30.6 (21.6, 39.6)	18.0 (12.8, 23.1)	25.6 (18.1, 33.5)
Age 70 and over	398000	4.0 (3.0, 5.0)	151 (134, 167)	1635 (1010, 2318)	710 (467, 967)	110 (76, 144)	2455 (1600, 3419)	4103 (2535, 5824)	1781 (1172, 2430	277 (190, 363)	6161 (4016, 8581)	11.8 (7.3, 16.8)	13.7 (9.0, 18.7)	17.7 (12.2, 23.2)	12.6 (8.2, 17.5)
Overall	2330000	4.0 (3.0, 5.0)	141 (128, 154)	2267 (1489, 3112)	1195 (815, 1580)	223 (157, 288)	3684 (2485, 4920)	971 (638, 1336)	512 (349, 677)	96 (67, 124)	1578 (1065, 2110)	13.7 (9.0, 18.9)	17.6 (12.0, 23.3)	17.9 (12.6, 23.1)	15.1 (10.2, 20.2)
Mongolia															
Under age 70	1290000	5.2 (4.7, 5.6)	132 (128, 137)	494 (330, 668)	559 (387, 719)	157 (106, 206)	1210 (826, 1572)	384 (256, 519)	434 (301, 559)	122 (83, 160)	940 (641, 1221)	30.2 (20.2, 40.8)	39.7 (27.5, 51.1)	20.7 (14.1, 27.3)	32.8 (22.3, 42.5)
Age 70 and over	112000	5.2 (4.8, 5.7)	152 (142, 161)	485 (312, 678)	389 (255, 534)	118 (82, 154)	992 (668, 1330)	4316 (2778, 6041)	3460 (2271, 4763	1050 (729, 1374)	8826 (5943, 11907)	17.0 (10.9, 23.8)	19.7 (13.0, 27.2)	17.9 (12.4, 23.4)	18.4 (12.4, 24.8)
Overall	1400000	5.2 (4.7, 5.7)	142 (135, 149)	979 (665, 1326)	948 (656, 1250)	275 (187, 356)	2202 (1521, 2898)	700 (475, 948)	677 (468, 895)	196 (134, 255)	1573 (1087, 2075)	21.8 (14.8, 29.5)	28.1 (19.4, 37.1)	19.4 (13.2, 25.2)	24.2 (16.8, 32.0)
Montenegro															
Under age 70	340000	3.6 (2.8, 4.5)	131 (122, 141)	61 (41, 84)	43 (30, 57)	23 (16, 30)	128 (89, 167)	181 (120, 247)	127 (88, 167)	69 (48, 89)	376 (263, 494)	21.9 (14.6, 29.9)	28.3 (19.6, 37.2)	12.4 (8.7, 16.1)	21.6 (15.1, 28.3)
Age 70 and over	78700	3.7 (2.8, 4.5)	151 (135, 167)	114 (69, 162)	119 (75, 166)	74 (48, 103)	307 (202, 414)	1450 (876, 2064)	1507 (958, 2105)	941 (605, 1316)	3898 (2572, 5261)	11.6 (7.0, 16.4)	11.2 (7.1, 15.7)	6.3 (4.1, 8.9)	10.1 (6.3, 13.6)
Overall	418000	3.7 (2.8, 4.5)	141 (128, 154)	176 (112, 240)	162 (108, 220)	97 (65, 133)	435 (290, 575)	420 (267, 573)	386 (257, 526)	233 (156, 319)	1039 (692, 1376)	13.8 (8.8, 18.9)	13.4 (8.9, 18.2)	7.2 (4.8, 9.8)	11.9 (8.0, 15.8)
Morocco															
Under age 70	15000000	4.3 (3.3, 5.4)	126 (117, 135)	1285 (842, 1736)	1448 (980, 1904)	1023 (705, 1321)	3757 (2559, 4894)	86 (56, 116)	97 (65, 128)	68 (47, 88)	251 (171, 327)	23.2 (15.2, 31.3)	30.2 (20.5, 40.1)	19.9 (13.7, 25.7)	25.5 (17.4, 33.2)
Age 70 and over	1750000	4.4 (3.3, 5.4)	143 (127, 159)	1590 (1008, 2225)	1979 (1319, 2648)	1441 (974, 1901)	5010 (3374, 6676)	906 (574, 1268)	1128 (752, 1512)	821 (555, 1084)	2855 (1923, 3809)	13.2 (8.4, 18.5)	13.8 (9.2, 18.5)	14.0 (9.4, 18.4)	14.2 (9.6, 19.0)
Overall	16700000	4.4 (3.3, 5.4)	134 (122, 147)	2875 (1865, 3884)	3427 (2306, 4495)	2464 (1689, 3225)	8766 (5947, 11553)	172 (111, 232)	205 (138, 270)	147 (101, 193)	524 (355, 691)	16.4 (10.6, 22.1)	17.9 (12.0, 23.5)	15.9 (10.9, 20.9)	17.5 (11.9, 23.1)
Mozambique															
Under age 70	7700000	2.3 (1.7, 2.8)	136 (129, 142)	183 (117, 256)	553 (371, 750)	237 (156, 321)	973 (649, 1311)	24 (15, 33)	72 (48, 97)	31 (20, 42)	126 (84, 172)	15.9 (10.2, 22.4)	22.3 (14.9, 30.2)	11.6 (7.6, 15.8)	18.1 (12.1, 24.6)
Age 70 and over	773000	2.3 (1.7, 2.8)	157 (144, 169)	222 (141, 314)	645 (418, 887)	272 (180, 366)	1139 (740, 1542)	288 (182, 407)	835 (541, 1151)	352 (233, 475)	1474 (958, 1999)	9.3 (5.9, 13.2)	11.3 (7.3, 15.5)	8.6 (5.7, 11.7)	10.5 (6.8, 14.3)
Overall	8470000	2.3 (1.7, 2.8)	146 (136, 156)	405 (264, 553)	1198 (809, 1613)	509 (335, 688)	2112 (1413, 2849)	48 (31, 65)	141 (96, 191)	60 (39, 81)	249 (167, 337)	11.5 (7.5, 15.7)	14.6 (9.9, 19.7)	9.8 (6.5, 13.3)	13.0 (8.7, 17.6)
Myanmar															
Under age 70	24300000	4.5 (3.4, 5.6)	123 (114, 133)	2259 (1512, 3021)	5623 (3802, 7338)	2093 (1441, 2715)	9975 (6804, 12886)	93 (62, 125)	232 (157, 303)	86 (59, 112)	411 (281, 532)	24.8 (16.6, 33.3)	32.6 (22.0, 42.6)	20.6 (14.2, 26.7)	28.4 (19.4, 36.7)
Age 70 and over	2460000	4.6 (3.4, 5.7)	139 (124, 155)	2425 (1597, 3336)	5344 (3580, 7185)	1887 (1290, 2470)	9656 (6481, 12833)	986 (649, 1357)	2173 (1456, 2922	767 (524, 1004)	3926 (2635, 5225)	13.4 (8.8, 18.5)	15.1 (10.1, 20.4)	15.1 (10.3, 19.7)	15.1 (10.1, 20.0)
Overall	26700000	4.5 (3.4, 5.6)	131 (119, 144)	4685 (3155, 6219)	10967 (7360, 14348)	3980 (2731, 5165)	19631 (13338, 25652)	175 (118, 233)	411 (276, 538)	149 (102, 194)	735 (499, 961)	17.2 (11.6, 22.9)	20.9 (14.0, 27.3)	17.5 (12.0, 22.8)	19.8 (13.4, 25.9)
Namibia															
Under age 70	885000	2.7 (2.0, 3.3)	134 (127, 141)	59 (39, 82)	127 (86, 173)	106 (72, 140)	293 (199, 387)	67 (44, 93)	144 (97, 196)	120 (82, 158)	331 (225, 440)	20.5 (13.4, 28.3)	26.8 (18.2, 36.5)	19.2 (13.1, 25.3)	23.6 (16.1, 31.4)
Age 70 and over	83800	2.7 (2.1, 3.3)	151 (139, 164)	59 (38, 82)	112 (72, 153)	104 (69, 139)	275 (181, 371)	703 (449, 975)	1336 (854, 1826)	1246 (824, 1662)	3285 (2158, 4444)	11.6 (7.4, 16.1)	12.6 (8.1, 17.2)	12.9 (8.5, 17.2)	13.2 (8.6, 17.8)
Overall	969000	2.7 (2.0, 3.3)	143 (133, 152)	118 (77, 161)	239 (158, 326)	211 (142, 280)	568 (375, 755)	122 (79, 167)	247 (163, 337)	218 (146, 290)	587 (387, 783)	14.8 (9.6, 20.3)	17.6 (11.6, 23.9)	15.4 (10.4, 20.6)	17.1 (11.3, 22.8)
Nepal															
Under age 70	11700000	3.9 (3.0, 4.9)	125 (115, 134)	897 (593, 1221)	759 (520, 1004)	476 (324, 623)	2132 (1459, 2805)	77 (51, 105)	65 (45, 86)	41 (28, 54)	183 (125, 241)	20.0 (13.2, 27.2)	26.7 (18.3, 35.3)	16.3 (11.1, 21.4)	21.7 (14.8, 28.5)
Age 70 and over	1250000	4.0 (3.0, 4.9)	141 (125, 157)	863 (560, 1180)

Under age 70	67500000	3.9 (2.9, 4.9)	126 (118, 134)	7415 (4803, 10217)	5032 (3360, 6755)	3585 (2395, 4670)	16032 (10726, 21395)	110 (71, 151)	75 (50, 100)	53 (36, 69)	238 (159, 317)	20.6 (13.3, 28.4)	27.2 (18.2, 36.6)	17.4 (11.6, 22.7)	22.2 (14.9, 29.6)
Age 70 and over	7470000	4.0 (3.0, 4.9)	141 (129, 153)	7366 (4723, 10179)	6725 (4524, 9096)	4375 (2979, 5739)	18465 (12358, 24702)	986 (632, 1362)	900 (606, 1217)	586 (399, 769)	2472 (1654, 3306)	11.8 (7.6, 16.3)	12.5 (8.4, 16.9)	13.3 (9.1, 17.5)	12.8 (8.6, 17.1)
Overall	74900000	3.9 (3.0, 4.9)	133 (124, 143)	14781 (9809, 20032)	11756 (7939, 15603)	7960 (5367, 10370)	34498 (23162, 45725)	197 (131, 267)	157 (106, 208)	106 (72, 139)	460 (309, 610)	15.0 (10.0, 20.4)	16.3 (11.0, 21.6)	14.9 (10.0, 19.5)	15.9 (10.7, 21.1)
Panama															
Under age 70	1660000	3.4 (2.6, 4.2)	125 (116, 135)	99 (65, 134)	79 (54, 103)	33 (23, 43)	210 (145, 274)	59 (39, 81)	47 (33, 62)	20 (14, 26)	127 (88, 166)	18.8 (12.5, 25.6)	24.8 (17.1, 32.6)	14.2 (9.9, 18.4)	20.2 (14.0, 26.4)
Age 70 and over	232000	3.4 (2.6, 4.3)	142 (127, 158)	172 (110, 249)	142 (91, 198)	54 (37, 71)	368 (241, 507)	744 (476, 1076)	612 (395, 853)	231 (158, 306)	1588 (1040, 2188)	9.2 (5.9, 13.3)	9.1 (5.8, 12.6)	9.4 (6.5, 12.5)	9.4 (6.1, 12.9)
Overall	1890000	3.4 (2.6, 4.2)	134 (121, 147)	271 (181, 374)	220 (146, 298)	87 (60, 113)	578 (391, 774)	143 (96, 199)	117 (78, 158)	46 (32, 60)	306 (207, 411)	11.3 (7.6, 15.6)	11.7 (7.8, 15.8)	10.8 (7.5, 14.1)	11.6 (7.9, 15.6)
Papua New Guinea															
Under age 70	2680000	2.5 (1.9, 3.0)	121 (115, 127)	118 (75, 163)	146 (91, 202)	68 (44, 92)	332 (213, 448)	44 (28, 61)	54 (34, 75)	25 (17, 34)	124 (79, 167)	10.6 (6.8, 14.8)	14.5 (9.1, 20.1)	6.8 (4.4, 9.2)	11.2 (7.1, 15.1)
Age 70 and over	191000	2.5 (1.9, 3.0)	129 (119, 139)	55 (35, 76)	49 (32, 67)	46 (30, 61)	150 (96, 203)	290 (184, 405)	259 (166, 352)	241 (158, 322)	789 (506, 1064)	5.8 (3.7, 8.1)	7.4 (4.8, 10.1)	5.0 (3.2, 6.6)	6.2 (4.0, 8.4)
Overall	2870000	2.5 (1.9, 3.0)	125 (117, 133)	173 (109, 236)	195 (122, 267)	114 (74, 153)	482 (308, 653)	60 (38, 83)	68 (43, 93)	40 (26, 53)	168 (107, 227)	8.4 (5.3, 11.4)	11.7 (7.3, 16.0)	5.9 (3.8, 8.0)	8.9 (5.7, 12.1)
Paraguay															
Under age 70	2650000	4.3 (3.3, 5.4)	126 (116, 136)	281 (192, 373)	354 (244, 463)	117 (84, 148)	752 (533, 962)	106 (72, 141)	134 (92, 175)	44 (32, 56)	283 (201, 363)	24.6 (16.8, 32.7)	31.9 (21.9, 41.9)	21.3 (15.3, 26.9)	27.6 (19.6, 35.4)
Age 70 and over	329000	4.4 (3.3, 5.4)	144 (127, 160)	413 (253, 589)	429 (285, 581)	256 (174, 336)	1097 (736, 1463)	1252 (767, 1794)	1301 (865, 1767)	778 (528, 1019)	3331 (2233, 4448)	12.5 (7.7, 17.9)	12.9 (8.6, 17.5)	14.0 (9.5, 18.3)	13.4 (9.0, 17.9)
Overall	2980000	4.3 (3.3, 5.4)	135 (122, 148)	694 (455, 937)	783 (542, 1029)	373 (261, 486)	1849 (1287, 2400)	233 (153, 315)	263 (182, 345)	125 (87, 163)	620 (432, 806)	15.6 (10.2, 21.2)	17.7 (12.2, 23.2)	15.6 (10.9, 20.4)	16.9 (11.8, 22.0)
Peru															
Under age 70	13000000	3.1 (2.3, 3.8)	122 (115, 128)	390 (252, 526)	358 (244, 484)	192 (130, 252)	939 (630, 1239)	30 (19, 41)	27 (19, 37)	15 (10, 19)	72 (48, 96)	14.5 (9.4, 19.6)	18.7 (12.7, 25.3)	11.5 (7.8, 15.2)	15.6 (10.4, 20.7)
Age 70 and over	1770000	3.1 (2.4, 3.9)	138 (128, 148)	716 (430, 1077)	498 (317, 692)	367 (247, 492)	1580 (1026, 2204)	404 (243, 608)	281 (179, 391)	207 (139, 279)	893 (580, 1252)	7.3 (4.4, 10.9)	7.8 (5.0, 10.8)	7.2 (4.8, 9.7)	7.7 (5.0, 10.7)
Overall	14800000	3.1 (2.3, 3.8)	130 (121, 138)	1105 (701, 1576)	855 (567, 1161)	559 (376, 745)	2519 (1678, 3436)	75 (47, 106)	58 (38, 78)	38 (25, 50)	170 (113, 232)	8.8 (5.6, 12.5)	10.3 (6.8, 14.0)	8.3 (5.6, 11.0)	9.4 (6.3, 12.9)
Philippines															
Under age 70	38300000	4.3 (3.2, 5.4)	123 (117, 130)	6749 (4310, 9158)	6632 (4431, 8745)	3544 (2459, 4513)	16925 (11303, 22135)	176 (113, 240)	173 (116, 229)	93 (64, 118)	442 (295, 579)	22.5 (14.4, 30.6)	30.6 (20.4, 40.3)	25.5 (17.7, 32.5)	26.6 (17.8, 34.8)
Age 70 and over	3390000	4.4 (3.2, 5.5)	140 (130, 150)	4716 (3019, 6576)	4106 (2712, 5558)	2890 (2005, 3764)	11712 (7817, 15660)	1391 (891, 1939)	1211 (800, 1640)	853 (591, 1114)	3455 (2306, 4648)	12.8 (8.2, 17.9)	14.9 (9.9, 20.2)	18.8 (13.0, 24.5)	15.1 (10.1, 20.4)
Overall	41600000	4.3 (3.2, 5.4)	132 (123, 140)	11465 (7470, 15505)	10737 (7199, 14107)	6434 (4494, 8297)	28636 (19166, 37435)	275 (179, 373)	258 (173, 339)	155 (108, 199)	688 (460, 900)	17.2 (11.2, 23.3)	21.8 (14.6, 28.7)	22.0 (15.3, 28.3)	20.3 (13.6, 26.6)
Poland															
Under age 70	21900000	3.9 (3.5, 4.2)	131 (125, 137)	4025 (2721, 5522)	2640 (1858, 3419)	1334 (954, 1691)	7999 (5619, 10460)	184 (124, 253)	121 (85, 157)	61 (44, 77)	366 (257, 479)	23.5 (15.9, 32.3)	30.1 (21.2, 39.2)	17.7 (12.7, 22.5)	24.7 (17.4, 32.3)
Age 70 and over	5180000	3.9 (3.5, 4.3)	150 (141, 159)	7895 (4521, 11931)	5857 (3723, 8213)	2975 (2018, 3999)	16727 (10779, 23357)	1524 (873, 2303)	1131 (719, 1585)	574 (390, 775)	3230 (2081, 4509)	10.5 (6.0, 15.9)	9.9 (6.3, 13.9)	10.5 (7.1, 14.1)	10.5 (6.8, 14.7)
Overall	27000000	3.9 (3.5, 4.2)	141 (133, 148)	11920 (7686, 17014)	8497 (5671, 11423)	4309 (3023, 5681)	24727 (16621, 33471)	441 (284, 629)	314 (210, 422)	159 (112, 210)	914 (614, 1237)	12.9 (8.3, 18.4)	12.5 (8.3, 16.8)	12.0 (8.4, 15.8)	12.9 (8.7, 17.5)
Portugal															
Under age 70	5930000	4.3 (3.8, 4.7)	129 (123, 136)	378 (252, 513)	394 (271, 517)	128 (91, 163)	899 (631, 1175)	64 (43, 87)	66 (46, 87)	22 (15, 27)	152 (106, 198)	24.9 (16.6, 33.8)	32.0 (22.1, 42.1)	16.2 (11.5, 20.7)	26.3 (18.4, 34.3)
Age 70 and over	1920000	4.3 (3.9, 4.7)	150 (140, 159)	1459 (827, 2204)	1852 (1171, 2640)	799 (527, 1087)	4110 (2666, 5674)	761 (431, 1168)	966 (611, 1387)	416 (275, 567)	2143 (1390, 2961)	11.0 (6.2, 16.9)	9.9 (6.3, 14.2)	9.2 (6.1, 12.5)	10.4 (6.8, 14.4)
Overall	7850000	4.3 (3.9, 4.7)	140 (132, 148)	1837 (1109, 2693)	2246 (1459, 3132)	926 (621, 1244)	5009 (3293, 6752)	234 (141, 346)	286 (186, 400)	118 (79, 158)	638 (420, 864)	12.4 (7.5, 18.3)	11.3 (7.3, 15.8)	9.8 (6.5, 13.1)	11.7 (7.7, 15.8)
Qatar															
Under age 70	1250000	4.1 (3.0, 5.2)	127 (121, 133)	40 (27, 56)	16 (10, 23)	11 (7, 15)	68 (45, 90)	32 (21, 45)	13 (8, 18)	9 (5, 12)	54 (36, 72)	23.5 (15.4, 32.8)	29.4 (18.5, 40.8)	14.7 (9.2, 20.0)	23.3 (15.6, 31.1)
Age 70 and over	18200	4.2 (3.1, 5.2)	145 (134, 155)	17 (11, 25)	4 (3, 5)	4 (3, 5)	25 (17, 34)	958 (618, 1359)	215 (140, 298)	205 (138, 273)	1378 (907, 1893)	13.6 (8.8, 19.3)	13.4 (8.7, 18.6)	10.6 (7.1, 14.1)	13.4 (8.8, 18.4)
Overall	1270000	4.1 (3.0, 5.2)	136 (128, 144)	58 (39, 79)	20 (13, 28)	14 (9, 19)	93 (62, 124)	46 (30, 62)	16 (10, 22)	11 (7, 15)	73 (49, 98)	19.3 (12.9, 26.3)	23.9 (15.4, 32.8)	13.3 (8.6, 17.9)	19.4 (12.9, 26.0)
Republic of Korea															
Under age 70	28400000	5.2 (4.8, 5.6)	119 (113, 125)	1102 (709, 1477)	2327 (1627, 2984)	382 (277, 478)	3811 (2641, 4879)	39 (25, 52)	82 (57, 105)	13 (10, 17)	134 (93, 172)	28.2 (18.2, 37.8)	36.4 (25.4, 46.7)	24.0 (17.3, 30.0)	32.7 (22.6, 41.8)
Age 70 and over	5370000	5.3 (4.9, 5.7)	135 (126, 144)	2551 (1504, 3827)	5730 (3660, 7900)	1529 (1030, 2029)	9810 (6398, 13286)	475 (280, 713)	1067 (682, 1471)	285 (192, 378)	1827 (1192, 2477)	12.8 (7.5, 19.2)	13.1 (8.4, 18.0)	14.4 (9.7, 19.1)	13.5 (8.8, 18.3)
Overall	33700000	5.3 (4.9, 5.7)	127 (120, 134)	3653 (2278, 5174)	8056 (5311, 10857)	1912 (1303, 2497)	13621 (9002, 18037)	108 (67, 153)	239 (157, 322)	57 (39, 74)	404 (267, 535)	15.3 (9.5, 21.7)	16.1 (10.6, 21.6)	15.7 (10.7, 20.4)	16.1 (10.7, 21.4)
Romania															
Under age 70	12100000	4.1 (3.1, 5.1)	130 (121, 138)	2910 (1983, 3905)	2457 (1730, 3169)	1158 (830, 1455)	6524 (4599, 8367)	240 (164, 322)	203 (143, 261)	95 (68, 120)	538 (379, 691)	25.0 (17.1, 33.6)	32.4 (22.8, 41.8)	23.6 (16.9, 29.7)	27.9 (19.7, 35.8)
Age 70 and over	3200000	4.2 (3.2, 5.2)	154 (139, 169)	7263 (4256, 10463)	7144 (4654, 9773)	3950 (2644, 5265)	18357 (11951, 24800)	2266 (1328, 3272)	2229 (1452, 3055)	1233 (825, 1647)	5728 (3729, 7747)	12.3 (7.2, 17.7)	12.6 (8.2, 17.2)	16.3 (10.9, 21.8)	13.4 (8.7, 18.1)
Overall	15300000	4.2 (3.2, 5.2)	142 (130, 153)	10173 (6445, 14000)	9601 (6465, 12766)	5108 (3537, 6677)	24881 (16836, 32878)	663 (420, 915)	626 (422, 840)	333 (231, 437)	1623 (1098, 2154)	14.4 (9.1, 19.8)	14.9 (10.0, 20.0)	17.6 (12.2, 23.0)	15.5 (10.5, 20.6)
Russian Federation															
Under age 70	81700000	4.2 (3.8, 4.6)	129 (124, 135)	40385 (26890, 54044)	21072 (15276, 27016)	6151 (4331, 7916)	67607 (47473, 87373)	494 (329, 662)	258 (187, 331)	75 (53, 97)	828 (581, 1072)	24.6 (16.4, 32.9)	32.1 (23.2, 41.1)	17.4 (12.2, 22.4)	26.0 (18.2, 33.6)
Age 70 and over	18100000	4.2 (3.9, 4.6)	149 (140, 157)	63010 (38832, 91000)	44386 (28842, 61303)	4976 (3434, 6478)	112371 (71500, 155264)	3476 (2142, 5033)	2449 (1591, 3385)	275 (189, 358)	6200 (3945, 8566)	12.2 (7.5, 17.6)	12.2 (7.9, 16.8)	14.4 (9.9, 18.8)	12.3 (7.8, 17.0)
Overall	99800000	4.2 (3.9, 4.6)	139 (132, 146)	103395 (68748, 141736)	65457 (44367, 88938)	11127 (7849, 14321)	179979 (120656, 241663)	1036 (689, 1422)	656 (444, 893)	111 (79, 144)	1803 (1209, 2423)	15.2 (10.1, 20.8)	15.2 (10.3, 20.7)	15.9 (11.2, 20.5)	15.3 (10.3, 20.6)
Rwanda															
Under age 70	3600000	1.6 (1.1, 2.1)	135 (124, 145)	87 (54, 123)	186 (118, 260)	58 (37, 79)	331 (212, 458)	24 (15, 34)	52 (33, 72)	16 (10, 22)	92 (59, 127)	8.5 (5.3, 12.0)	11.8 (7.5, 16.4)	6.9 (4.5, 9.6)	10.0 (6.4, 13.8)
Age 70 and over	282000	1.6 (1.2, 2.1)	156 (139, 173)	67 (42, 93)	162 (105, 220)	55 (36, 76)	285 (183, 389)	239 (148, 331)	574 (372, 782)	196 (128, 268)	1009 (649, 1384)	4.9 (3.0, 6.8)	5.7 (3.7, 7.8)	4.9 (3.2, 6.7)	5.5 (3.5, 7.5)
Overall	3880000	1.6 (1.2, 2.1)	145 (132, 159)	154 (99, 213)	348 (228, 481)	113 (73, 154)	616 (404, 847)	40 (25, 55)	90 (59, 124)	29 (19, 40)	159 (104, 219)	6.5 (4.1, 8.9)	7.9 (5.2, 10.9)	5.8 (3.7, 7.9)	7.3 (4.8, 10.0)
Saint Lucia															
Under age 70	83100	2.9 (2.4, 3.5)	128 (118, 137)	3 (2, 5)	4 (3, 6)	3 (2, 4)	11 (7, 15)	42 (27, 59)	53 (36, 70)	39 (26, 51)	133 (90, 177)	15.6 (10.1, 22.0)	20.5 (13.9, 27.3)	11.6 (7.8, 15.3)	16.4 (11.1, 21.9)
Age 70 and over	11800	3.0 (2.5, 3.5)	146 (130, 162)	7 (4, 10)	10 (6, 14)	6 (4, 8)	23 (15, 31)	614 (361, 896)	815 (522, 1156)	530 (358, 715)	1960 (1297, 2696)	7.0 (4.1, 10.2)	6.8 (4.4, 9.7)	7.5 (5.1, 10.1)	7.3 (4.8, 10.1)
Overall	94800	3.0 (2.5, 3.5)	137 (124, 150)	11 (7, 15)	14 (9, 19)	9 (6, 13)	34 (23, 45)	113 (72, 155)	147 (97, 202)	100 (67, 133)	360 (240, 480)	8.5 (5.4, 11.7)	8.6 (5.7, 11.9)	8.5 (5.8, 11.4)	8.9 (6.0, 11.9)
Saint Vincent and the Grenadines															
Under age 70	52600	2.8 (2.1, 3.5)	127 (118, 137)	3 (2, 4)	3 (2, 3)	2 (2, 3)	8 (5, 10)	55 (36, 75)	48 (32, 64)	43 (29, 56)	146 (99, 191)	14.5 (9.6, 19.8)	19.3 (13.1, 25.7)	11.8 (8.0, 15.4)	15.5 (10.6, 20.3)
Age 70 and over	7410	2.9 (2.2, 3.6)	145 (130, 161)	6 (4, 9)	5 (3, 7)	4 (3, 5)	16 (10, 21)	866 (531, 1249)	693 (443, 967)	543 (358, 728)	2102 (1362, 2839)	6.9 (4.2, 9.9)	7.4 (4.7, 10.3)	9.1 (6.0, 12.2)	7.8 (5.0, 10.5)
Overall	60000	2.8 (2.1, 3.5)	136 (124, 149)	9 (6, 13)	8 (5, 10)	6 (4, 8)	23 (15, 31)	155 (101, 213)	127 (84, 173)	105 (71, 138)	387 (258, 514)	8.2 (5.3, 11.3)	9.3 (6.1, 12.6)	9.9 (6.7, 13.1)	9.3 (6.2, 12.3)
Samoa															
Under age 70	70400	2.1 (1.7, 2.4)	129 (121, 136)	2 (2, 4)	3 (2, 4)	1 (1, 2)	7 (5, 9)	35 (23, 50)	43 (29, 59)	16 (11, 22)	94 (65, 128)	9.2 (6.1, 13.3)	12.4 (8.3, 17.1)	5.9 (4.0, 7.8)	9.8 (6.7, 13.3)
Age 70 and over	9210	2.1 (1.7, 2.4)	145 (131, 159)	1 (1, 2)	3 (2, 4)	1 (1, 2)	6 (4, 8)	157 (99, 219)	349 (222, 489)	156 (103, 209)	662 (427, 899)	4.8 (3.0, 6.7)	5.1 (3.3, 7.2)	3.5 (2.4, 4.8)	4.8 (3.1, 6.5)
Overall	79600	2.1 (1.7, 2.4)	137 (126, 148)	4 (3, 5)	6 (4, 9)	3 (2, 3)	13 (9, 17)	49 (32, 68)	78 (53, 107)	32 (22, 43)	160 (109, 216)	6.9 (4.6, 9.6)	7.2 (4.8, 9.8)	4.3 (2.9, 5.7)	6.5 (4.5, 8.8)
São Tomé and Príncipe															
Under age 70	57400	2.4 (1.8, 2.9)	136 (130, 142)	2 (1, 2)	4 (3, 6)	1 (1, 2)	7 (5, 10)	30 (19, 42)	76 (50, 105)	23 (15, 31)	130 (85, 177)	16.9 (10.5, 23.6)	22.7 (14.9, 31.1)	14.3 (9.3, 19.0)	19.8 (13.1, 27.1)
Age 70 and over	6400	2.4 (1.8, 3.0)	158 (147, 169)	2 (2, 3)	6 (4, 8)	2 (1, 3)	11 (7, 14)	389 (248, 545)	938 (617, 1281)	331 (217, 441)	1658 (1105, 2237)	9.6 (6.1, 13.4)	10.6 (7.0, 14.5)	10.1 (6.6, 13.4)	10.5 (7.0, 14.2)
Overall	63800	2.4 (1.8, 3.0)	147 (139, 155)	4 (3, 6)	10 (7, 14)	3 (2, 5)	18 (12, 24)	66 (43, 91)	163 (108, 221)	54 (35, 72)	283 (188, 383)	11.6 (7.6, 16.0)	13.7 (9.0, 18.6)	11.3 (7.4, 15.2)	13.1 (8.7, 17.7)
Saudi Arabia															
Under age 70	13400000	3.2 (2.4, 4.0)	127 (121, 133)	977 (601, 1325)	601 (404, 799)	355 (240, 467)	1933 (1267, 2571)	73 (45, 99)	45 (30, 60)	27 (18, 35)	145 (95, 193)	16.5 (10.1, 22.4)	22.0 (14.8, 29.2)	15.0 (10.1, 19.7)	18.1 (11.9, 24.1)
Age 70 and over	812000	3.2 (2.4, 4.0)	146 (136, 156)	754 (471, 1083)	624 (402, 873)	340 (229, 457)	1717 (1124, 2375)	928 (580, 1334)	768 (495, 1083)	419 (282, 563)	2115 (1384, 2932)	8.9 (5.5, 12.7)	8.4 (5.4, 11.9)	9.7 (6.5, 13.0)	9.1 (5.9, 12.6)
Overall	14200000	3.2 (2.4, 4.0)	137 (129, 145)	1731 (1111, 2342)	1224 (813, 1650)	695 (473, 919)	3650 (2399, 4850)	122 (78, 165)	86 (57, 116)	49 (33, 65)	258 (169, 342)	12.0 (7.7, 16.2)	12.1 (8.0, 16.3)	11.8 (8.0, 15.7)	12.3 (8.1, 16.4)
Senegal															
Under age 70	4130000	3.2 (2.4, 3.9)	130 (122, 139)	176 (111, 243)	309 (204, 415)	113 (74, 152)	598 (398, 798)	43 (27, 59)	75 (49, 101)	27 (18, 37)	145 (96, 194)	24.5 (15.5, 34.0)	32.4 (21.4, 43.7)	19.5 (12.7, 26.2)	27.6 (18.3, 36.8)
Age 70 and over	300000	3.2 (2.4, 4.0)	150 (135, 165)	129 (83, 174)	208 (140, 277)	72 (48, 95)	409 (274, 544)	430 (276, 581)	694 (469, 929)	240 (161, 318)	1364 (914, 1817)	16.6 (10.7, 22.4)	19.6 (13.3, 26.3)	15.9 (10.7, 21.1)	18.4 (12.3, 24.5)
Overall	4430000	3.2 (2.4, 4.0)	140 (128, 152)	305 (200, 414)	516 (348, 687)	185 (122, 246)	1006 (673, 1338)	69 (45, 94)	117 (79, 155)	42 (28, 56)	227 (152, 303)	20.4 (13.4, 27.8)	25.7 (17.3, 34.2)	17.9 (11.8, 23.9)	22.9 (15.3, 30.6)
Serbia															
Under age 70	5350000	3.7 (2.7, 4.6)	132 (124, 140)	778 (519, 1068)	670 (471, 857)	231 (169, 292)	1679 (1172, 2170)	145 (97, 201)	125 (88, 160)	43 (32, 55)	314 (219, 410)	22.4 (15.0, 30.9)	28.6 (20.1, 36.6)	17.5 (12.8, 22.3)	24.2 (16.9, 31.6)
Age 70 and over	1410000	3.7 (2.8, 4.7)	154 (141, 168)	2175 (1283, 3217)	2330 (1519, 3235)	896 (596, 1206)	5401 (3520, 7458)	1538 (908, 2278)	1648 (1074, 2290)	634 (421, 854)	3819 (2490, 5276)	10.8 (6.4, 16.0)	10.6 (6.9, 14.8)	11.4 (7.6, 15.4)	11.1 (7.2, 15.3)
Overall	6760000	3.7 (2.8, 4.7)	143 (133, 154)	2953 (1890, 4227)	3000 (2043, 4058)	1127 (766, 1501)	7080 (4656, 9580)	437 (280, 625)	444 (302, 600)	167 (113, 222)	1047 (689, 1418)	12.5 (8.0, 17.9)	12.4 (8.4, 16.7)	12.3 (8.3, 16.4)	12.7 (8.4, 17.2)
Seychelles															
Under age 70	28400	4.4 (3.3, 5.4)	131 (124, 138)	10 (7, 14)	6 (4, 8)	7 (5, 9)	24 (16, 30)	362 (240, 482)	217 (153, 276)	252 (183, 311)	831 (578, 1060)	37.0 (24.5, 49.2)	47.0 (33.2, 59.6)	40.5 (29.4, 50.0)	42.1 (29.3, 53.7)
Age 70 and over	2620	4.4 (3.4, 5.5)	152 (139, 164)	7 (5, 10)	5 (3, 7)	7 (5, 9)	20 (13, 26)	2791 (1829, 3865)	1990 (1319, 2643)	2770 (1950, 3529)	7551 (5066, 9945)	22.0 (14.4, 30.5)	24.0 (15.9, 31.9)	31.0 (21.8, 39.4)	26.4 (17.7, 34.7)
Overall	31000	4.4 (3.3, 5.4)	141 (132, 151)	18 (12, 23)	11 (8, 15)	14 (10, 18)	43 (30, 56)	568 (374, 753)	367 (254, 471)	464 (333, 583)	1399 (957, 1806)	28.8 (19.0, 38.2)	32.7 (22.6, 42.0)	35.1 (25.1, 44.0)	33.1 (22.6, 42.7)
Sierra Leone															
Under age 70	2100000	2.5 (1.9, 3.1)	134 (129, 138)	133 (86, 181)	281 (184, 377)	72 (47, 97)	487 (320, 650)	64 (41, 87)	134 (88, 180)	35 (23, 47)	232 (153, 310)	18.6 (12.0, 25.4)	24.8 (16.3, 33.4)	14.8 (9.7, 19.9)	21.5 (14.1, 28.7)
Age 70 and over	111000	2.5 (2.0, 3.1)	155 (146, 164)	62 (40, 84)	120 (78, 162)	31 (21, 41)	213 (140, 285)	558 (362, 763)	1083 (701, 1462)	278 (185, 370)	1918 (1266, 2579)	12.8 (8.3, 17.5)	15.7 (10.1, 21.1)	12.3 (8.2, 16.4)	14.5 (9.6, 19.5)
Overall	2210000	2.5 (1.9, 3.1)	144 (138, 151)	195 (128, 265)	401 (264, 537)	103 (68, 139)	700 (454, 932)	88 (58, 120)	182 (120, 244)	47 (31, 63)	317 (206, 422)	16.3 (10.7, 22.1)	21.1 (13.9, 28.4)	13.9 (9.2, 18.9)	18.7 (12.2, 25.0)
Singapore															
Under age 70	2200000	5.2 (3.9, 6.4)	123 (117, 128)	231 (158, 303)	109 (75, 139)	71 (52, 89)	411 (283, 523)	105 (72, 138)	49 (34, 63)	32 (24, 40)	187 (129, 238)	28.9 (19.7, 37.9)	36.3 (25.1, 46.4)	26.1 (19.1, 32.6)	30.9 (21.3, 39.4)
Age 70 and over	283000	5.2 (4.0, 6.5)	147 (139, 156)	369 (235, 518)	198 (130, 269)	113 (80, 145)	680 (449, 909)	1306 (831, 1834)	699 (460, 950)	399 (282, 515)	2404 (1589, 3223)	15.7 (10.0, 22.0)	15.3 (10.1, 20.8)	17.7 (12.5, 22.8)	16.2 (10.7, 21.7)
Overall	2490000	5.2 (4.0, 6.4)	135 (128, 142)	601 (402, 802)	306 (208, 404)	184 (131, 232)	1091 (738, 1412)	242 (162, 323)	123 (84, 163)	74 (53, 94)	439 (297, 569)	19.0 (12.8, 25.5)	19.2 (13.1, 25.4)	20.2 (14.4, 25.5)	19.7 (13.4, 25.6)
Slovakia															
Under age 70	3150000	4.3 (3.3, 5.3)	131 (122, 141)	743 (505, 1015)	334 (241, 426)	189 (135, 239)	1265 (892, 1656)	235 (160, 322)	106 (76, 135)	60 (43, 76)	401 (283, 525)	26.5 (18.0, 36.2)	33.9 (24.5, 43.4)	20.2 (14.4, 25.6)	27.6 (19.4, 36.1)
Age 70 and over	669000	4.3 (3.3, 5.3)	151 (135, 167)	1951 (1153, 2958)	745 (486, 1011)	335 (228, 442)	3032 (1921, 4316)	2914 (1723, 4423)	1113 (726, 1514)	501 (341, 661)	4529 (2869, 6457)	12.0 (7.1, 18.2)	12.2 (7.9, 16.5)	12.1 (8.2, 15.9)	12.2 (7.7, 17.4)
Overall	3820000	4.3 (3.3, 5.3)	141 (129, 154)	2694 (1696, 3859)	1079 (732, 1429)	524 (371, 681)	4297 (2880, 5914)	705 (444, 1014)	282 (191, 375)	137 (97, 178)	1124 (753, 1550)	14.1 (8.9, 20.3)	15.2 (10.3, 20.1)	14.1 (10.0, 18.4)	14.6 (9.8, 20.2)
Slovenia															
Under age 70	1180000	4.2 (3.6, 4.9)	132 (122, 141)	103 (69, 140)	67 (48, 87)	47 (34, 60)	218 (154, 281)	87 (58, 119)	57 (41, 73)	40 (29, 51)	184 (130, 238)	26.7 (17.9, 36.5)	33.9 (24.2, 43.6)	20.1 (14.6, 25.4)	27.7 (19.6, 35.8)
Age 70 and over	339000	4.3 (3.7, 4.9)	152 (136, 168)	354 (193, 540)	257 (158, 361)	243 (162, 326)	853 (545, 1196)	1043 (570, 1593)	757 (467, 1069)	716 (478, 965)	2516 (1609, 3534)	11.4 (6.2, 17.4)	10.9 (6.7, 15.3)	11.6 (7.8, 15.7)	11.8 (7.5, 16.5)
Overall	1520000	4.3 (3.7, 4.9)	142 (129, 155)	457 (272, 666)	324 (212, 441)	290 (198, 386)	1071 (705, 1466)	300 (179, 437)	213 (139, 290)	190 (130, 254)	703 (463, 963)	13.1 (7.8, 19.1)	12.6 (8.3, 17.3)	12.5 (8.5, 16.6)	13.3 (8.8, 18.2)
Solomon Islands															
Under age 70	202000	2.3 (1.8, 2.9)	124 (117, 131)	19 (12, 26)	25 (16, 34)	6 (4, 8)	50 (33, 68)	93 (61, 131)	125 (82, 170)	31 (20, 41)	249 (164, 336)	10.2 (6.6, 14.3)	13.8 (9.0, 18.7)	6.1 (4.0, 8.3)	11.1 (7.3, 15.0)
Age 70 and over	17000	2.4 (1.8, 2.9)	141 (128, 154)	7 (4, 9)	16 (11, 23)	4 (3, 5)	27 (18, 37)	395 (257, 542)	961 (622, 1328)	234 (158, 311)	1590 (1035, 2169)	6.2 (4.0, 8.5)	7.1 (4.6, 9.8)	4.9 (3.3, 6.5)	6.6 (4.3, 9.0)
Overall	219000	2.3 (1.8, 2.9)	133 (122, 143)	25 (16, 35)	42 (27, 57)	10 (7, 14)	77 (51, 104)	116 (75, 160)	190 (124, 260)	46 (31, 62)	353 (233, 476)	8.7 (5.6, 12.0)	10.1 (6.5, 13.8)	5.6 (3.7, 7.5)	9.0 (5.9, 12.1)
Somalia															
Under age 70	3150000	2.1 (1.6, 2.6)	132 (122, 141)	138 (89, 191)	298 (192, 407)	111 (73, 153)	547 (355, 736)	44 (28, 61)	94 (61, 129)	35 (23, 48)	174 (113, 235)	13.8 (8.9, 19.1)	18.7 (12.1, 25.6)	9.8 (6.4, 13.5)	15.4 (10.0, 20.8)
Age 70 and over	254000	2.1 (1.6, 2.6)	152 (136, 168)	101 (64, 139)	255 (167, 346)	91 (59, 122)	446 (291, 600)	396 (251, 547)	1005 (660, 1362)	357 (234, 480)	1758 (1146, 2366)	8.2 (5.2, 11.4)	9.7 (6.4, 13.2)	7.5 (4.9, 10.1)	9.1 (6.0, 12.3)
Overall	3410000	2.1 (1.6,

Sweden														
Under age 70	4800000	3.7 (3.4, 4.0)	126 (120, 132)	347 (225, 483)	123 (84, 161)	77 (57, 96)	547 (378, 721)	72 (47, 101)	26 (18, 34)	16 (12, 20)	114 (79, 150)	21.0 (13.6, 29.2)	26.6 (18.2, 34.9)	12.9 (9.5, 16.2)	20.8 (14.4, 27.4)
Age 70 and over	1720000	3.7 (3.4, 4.0)	144 (135, 153)	1620 (896, 2586)	627 (393, 893)	520 (348, 705)	2767 (1714, 4030)	943 (521, 1504)	365 (229, 520)	303 (203, 413)	1610 (997, 2345)	8.2 (4.5, 13.0)	6.9 (4.3, 9.8)	6.1 (4.1, 8.3)	7.6 (4.7, 11.1)
Overall	6520000	3.7 (3.4, 4.0)	135 (128, 142)	1967 (1158, 3026)	750 (488, 1039)	597 (406, 801)	3314 (2117, 4724)	302 (178, 464)	115 (75, 159)	92 (62, 123)	508 (325, 725)	9.2 (5.4, 14.1)	7.8 (5.1, 10.8)	6.5 (4.4, 8.8)	8.5 (5.4, 12.1)
Switzerland														
Under age 70	4230000	3.6 (3.3, 4.0)	124 (117, 131)	214 (146, 291)	68 (46, 89)	55 (40, 69)	337 (235, 441)	51 (34, 69)	16 (11, 21)	13 (9, 16)	80 (56, 104)	19.9 (13.6, 27.1)	25.1 (17.2, 33.1)	13.4 (9.8, 17.1)	19.9 (13.9, 26.1)
Age 70 and over	1330000	3.6 (3.3, 4.0)	139 (129, 149)	1067 (562, 1711)	388 (235, 569)	292 (195, 389)	1746 (1077, 2571)	800 (421, 1282)	291 (177, 426)	219 (146, 292)	1309 (808, 1927)	7.7 (4.0, 12.3)	6.4 (3.9, 9.3)	6.5 (4.3, 8.7)	7.3 (4.5, 10.8)
Overall	5570000	3.6 (3.3, 4.0)	131 (123, 140)	1281 (731, 1967)	456 (286, 651)	346 (236, 455)	2083 (1322, 2987)	230 (131, 353)	82 (51, 117)	62 (42, 82)	374 (237, 537)	8.6 (4.9, 13.1)	7.1 (4.5, 10.2)	7.1 (4.8, 9.3)	8.2 (5.2, 11.7)
Syrian Arab Republic														
Under age 70	7910000	4.2 (3.2, 5.2)	127 (118, 136)	1686 (1111, 2259)	846 (556, 1129)	315 (212, 409)	2847 (1920, 3732)	213 (141, 287)	107 (70, 143)	40 (27, 52)	360 (243, 473)	22.4 (14.8, 30.1)	29.6 (19.4, 39.5)	16.4 (11.1, 21.4)	23.7 (16.0, 31.1)
Age 70 and over	805000	4.2 (3.2, 5.2)	144 (129, 160)	1813 (1131, 2564)	786 (523, 1079)	462 (310, 612)	3061 (2001, 4201)	2252 (1406, 3185)	977 (649, 1342)	574 (386, 762)	3804 (2487, 5276)	12.5 (7.8, 17.7)	13.8 (9.1, 18.9)	11.6 (7.8, 15.4)	13.0 (8.5, 18.0)
Overall	8710000	4.2 (3.2, 5.2)	135 (123, 148)	3498 (2335, 4728)	1632 (1091, 2173)	777 (529, 1014)	5908 (3971, 7884)	402 (268, 543)	187 (125, 252)	89 (61, 117)	678 (456, 905)	15.9 (10.6, 21.5)	19.0 (12.7, 25.6)	13.2 (9.0, 17.3)	16.6 (11.1, 22.1)
Taiwan														
Under age 70	13700000	3.9 (3.5, 4.3)	120 (115, 126)	582 (381, 785)	974 (657, 1300)	311 (219, 394)	1866 (1286, 2434)	42 (28, 57)	71 (48, 95)	23 (16, 29)	136 (94, 177)	21.2 (13.9, 28.6)	27.9 (18.9, 37.3)	16.7 (11.8, 21.3)	23.9 (16.4, 31.1)
Age 70 and over	2470000	4.0 (3.6, 4.3)	138 (130, 146)	1104 (648, 1673)	1509 (964, 2112)	805 (559, 1050)	3417 (2276, 4667)	446 (262, 681)	610 (390, 854)	326 (226, 425)	1382 (921, 1892)	9.7 (5.7, 14.8)	9.7 (6.2, 13.6)	9.5 (6.6, 12.4)	10.0 (6.7, 13.7)
Overall	16200000	3.9 (3.6, 4.3)	129 (123, 136)	1686 (1075, 2395)	2482 (1662, 3331)	1116 (779, 1439)	5284 (3581, 7017)	104 (66, 148)	153 (103, 206)	69 (48, 89)	326 (221, 434)	11.9 (7.6, 17.0)	13.0 (8.7, 17.6)	10.8 (7.5, 13.9)	12.6 (8.5, 16.7)
Tajikistan														
Under age 70	2480000	5.4 (4.1, 6.8)	130 (121, 140)	797 (536, 1068)	558 (393, 712)	171 (115, 224)	1526 (1056, 1975)	321 (216, 432)	225 (158, 289)	69 (46, 90)	615 (426, 797)	31.4 (21.1, 42.3)	40.5 (28.6, 52.0)	22.0 (14.8, 28.8)	33.3 (23.1, 43.2)
Age 70 and over	239000	5.5 (4.2, 6.8)	150 (133, 166)	1124 (715, 1570)	761 (505, 1022)	148 (102, 191)	2033 (1361, 2736)	4699 (2989, 6563)	3179 (2112, 4306)	617 (428, 800)	8496 (5693, 11473)	17.4 (11.0, 24.3)	18.7 (12.4, 25.3)	22.2 (15.4, 28.8)	18.3 (12.3, 24.7)
Overall	2720000	5.5 (4.2, 6.8)	140 (127, 153)	1921 (1310, 2584)	1318 (890, 1681)	319 (220, 410)	3558 (2451, 4673)	706 (482, 950)	485 (327, 622)	117 (81, 151)	1308 (901, 1720)	21.3 (14.5, 28.7)	24.2 (16.3, 31.1)	22.1 (15.2, 28.5)	22.7 (15.6, 29.8)
Thailand														
Under age 70	38300000	5.3 (4.7, 6.0)	122 (115, 128)	3764 (2541, 5071)	4087 (2839, 5310)	1935 (1340, 2484)	9786 (6806, 12598)	98 (66, 132)	107 (74, 139)	50 (35, 65)	255 (178, 329)	29.5 (19.9, 39.7)	38.2 (26.6, 49.7)	21.7 (15.0, 28.0)	31.4 (21.9, 40.5)
Age 70 and over	6140000	5.4 (4.8, 6.0)	137 (128, 147)	6835 (4178, 9949)	5388 (3483, 7587)	2528 (1723, 3286)	14750 (9636, 20316)	1113 (680, 1619)	877 (567, 1242)	411 (281, 536)	2401 (1569, 3306)	14.2 (8.7, 20.6)	14.4 (9.3, 20.4)	13.7 (9.4, 17.9)	14.5 (9.5, 20.0)
Overall	44500000	5.4 (4.7, 6.0)	130 (121, 138)	10599 (6840, 14627)	9474 (6405, 12784)	4462 (3037, 5804)	24536 (16428, 32753)	238 (154, 329)	213 (144, 289)	100 (68, 131)	552 (370, 737)	17.4 (11.2, 24.0)	19.7 (13.3, 26.7)	16.3 (11.1, 21.3)	18.5 (12.4, 24.7)
Timor-Leste														
Under age 70	343000	4.5 (3.4, 5.6)	124 (114, 133)	55 (37, 74)	56 (38, 73)	23 (16, 30)	133 (91, 174)	159 (107, 217)	162 (110, 212)	68 (46, 88)	389 (264, 508)	23.9 (16.0, 32.6)	31.6 (21.6, 41.5)	19.5 (13.3, 25.2)	26.3 (17.9, 34.4)
Age 70 and over	33000	4.5 (3.4, 5.6)	140 (124, 155)	47 (31, 63)	47 (31, 63)	20 (14, 27)	114 (77, 151)	1426 (940, 1923)	1427 (946, 1907)	616 (419, 811)	3469 (2349, 4605)	14.4 (9.5, 19.5)	16.7 (11.1, 22.3)	15.5 (10.5, 20.4)	15.9 (10.8, 21.1)
Overall	376000	4.5 (3.4, 5.6)	132 (119, 144)	102 (69, 136)	103 (71, 134)	44 (30, 56)	248 (169, 323)	270 (184, 362)	273 (188, 357)	116 (80, 150)	659 (448, 862)	18.3 (12.5, 24.5)	22.4 (15.4, 29.4)	17.4 (12.0, 22.5)	20.2 (13.7, 26.4)
Togo														
Under age 70	2180000	2.8 (2.1, 3.5)	131 (122, 140)	139 (91, 193)	258 (171, 346)	78 (52, 105)	475 (313, 639)	64 (42, 89)	118 (78, 159)	36 (24, 48)	218 (143, 294)	21.1 (13.9, 29.3)	28.1 (18.7, 37.9)	17.1 (11.2, 23.0)	24.1 (15.9, 32.5)
Age 70 and over	205000	2.8 (2.1, 3.5)	151 (136, 166)	137 (89, 189)	231 (150, 312)	76 (50, 101)	444 (288, 600)	668 (434, 920)	1127 (732, 1522)	371 (246, 494)	2165 (1402, 2930)	12.5 (8.1, 17.2)	14.2 (9.2, 19.1)	12.6 (8.3, 16.7)	13.7 (8.9, 18.5)
Overall	2390000	2.8 (2.1, 3.5)	141 (129, 153)	276 (181, 375)	489 (323, 655)	154 (103, 206)	920 (605, 1233)	116 (76, 157)	205 (135, 275)	65 (43, 87)	385 (254, 518)	15.7 (10.3, 21.4)	19.2 (12.7, 25.7)	14.5 (9.6, 19.5)	17.6 (11.6, 23.7)
Tonga														
Under age 70	39700	2.7 (2.0, 3.4)	127 (120, 135)	3 (2, 4)	1 (1, 2)	1 (0, 1)	5 (3, 6)	65 (42, 93)	36 (24, 49)	18 (12, 23)	119 (78, 163)	14.0 (9.0, 19.8)	18.4 (12.4, 25.0)	9.2 (6.3, 12.2)	14.4 (9.4, 19.7)
Age 70 and over	6110	2.8 (2.1, 3.5)	142 (129, 155)	3 (2, 4)	2 (2, 3)	1 (1, 2)	7 (4, 9)	480 (301, 684)	399 (260, 545)	216 (148, 289)	1095 (723, 1509)	7.1 (4.4, 10.1)	7.1 (4.7, 9.7)	5.4 (3.7, 7.2)	6.9 (4.6, 9.5)
Overall	45800	2.8 (2.1, 3.4)	135 (125, 145)	6 (4, 8)	4 (3, 5)	2 (1, 3)	11 (8, 15)	121 (79, 167)	85 (57, 114)	44 (30, 58)	250 (167, 337)	9.2 (6.0, 12.7)	9.2 (6.2, 12.4)	6.3 (4.3, 8.3)	8.8 (5.9, 11.9)
Trinidad and Tobago														
Under age 70	733000	2.9 (2.5, 3.4)	127 (118, 136)	99 (66, 136)	56 (38, 74)	38 (27, 49)	193 (134, 254)	135 (90, 185)	76 (51, 102)	52 (36, 67)	263 (182, 347)	16.0 (10.7, 21.9)	20.9 (14.1, 27.8)	15.0 (10.5, 19.3)	17.5 (12.1, 23.1)
Age 70 and over	93400	3.0 (2.5, 3.4)	147 (133, 162)	114 (70, 163)	71 (47, 99)	55 (37, 73)	240 (155, 324)	1218 (748, 1741)	764 (498, 1066)	586 (397, 782)	2567 (1665, 3473)	8.1 (5.0, 11.6)	8.3 (5.4, 11.5)	9.9 (6.7, 13.2)	8.8 (5.7, 11.9)
Overall	827000	3.0 (2.5, 3.4)	137 (125, 149)	213 (140, 291)	127 (86, 171)	93 (64, 122)	433 (296, 576)	257 (170, 353)	154 (104, 207)	112 (78, 147)	524 (358, 697)	10.5 (6.9, 14.4)	11.3 (7.6, 15.1)	11.5 (8.0, 15.1)	11.3 (7.7, 15.0)
Tunisia														
Under age 70	5300000	4.4 (3.4, 5.5)	128 (120, 135)	795 (542, 1068)	467 (324, 601)	254 (179, 325)	1516 (1058, 1984)	150 (102, 202)	88 (61, 114)	48 (34, 61)	286 (200, 375)	25.2 (17.2, 33.8)	32.5 (22.6, 41.9)	21.0 (14.8, 26.9)	26.9 (18.8, 35.3)
Age 70 and over	729000	4.5 (3.4, 5.6)	147 (135, 158)	1201 (777, 1678)	796 (533, 1066)	475 (326, 624)	2472 (1654, 3348)	1649 (1067, 2303)	1092 (732, 1470)	651 (447, 856)	3392 (2271, 4595)	14.1 (9.1, 19.7)	14.3 (9.6, 19.2)	14.4 (9.9, 18.9)	14.6 (9.8, 19.8)
Overall	6030000	4.5 (3.4, 5.5)	137 (128, 146)	1997 (1343, 2682)	1263 (864, 1667)	728 (503, 944)	3988 (2712, 5243)	331 (223, 446)	210 (143, 277)	121 (83, 157)	662 (450, 870)	17.1 (11.5, 23.0)	18.0 (12.3, 23.8)	16.2 (11.2, 21.0)	17.7 (12.0, 23.2)
Turkey														
Under age 70	36300000	4.1 (3.6, 4.6)	123 (118, 127)	6388 (4113, 8718)	4083 (2721, 5410)	1917 (1316, 2492)	12389 (8295, 16385)	176 (113, 240)	112 (75, 149)	53 (36, 69)	341 (228, 451)	21.8 (14.0, 29.7)	28.1 (18.8, 37.3)	17.1 (11.7, 22.2)	23.2 (15.5, 30.6)
Age 70 and over	4350000	4.2 (3.7, 4.6)	138 (131, 146)	6367 (4102, 8817)	4715 (3090, 6325)	2629 (1780, 3472)	13710 (9041, 18432)	1464 (943, 2037)	1084 (711, 1455)	605 (409, 799)	3153 (2080, 4250)	12.2 (7.9, 17.0)	12.6 (8.3, 16.9)	10.9 (7.4, 14.4)	12.4 (8.2, 16.8)
Overall	40700000	4.1 (3.7, 4.6)	131 (125, 136)	12755 (8424, 17190)	8798 (5798, 11698)	4546 (3095, 5945)	26099 (17388, 34563)	313 (207, 423)	216 (142, 288)	112 (76, 146)	641 (427, 853)	15.6 (10.3, 21.1)	16.9 (11.2, 22.6)	12.9 (8.8, 16.9)	15.9 (10.6, 21.2)
Turkmenistan														
Under age 70	2260000	5.5 (4.2, 6.7)	130 (121, 139)	1118 (774, 1491)	617 (430, 799)	179 (123, 231)	1914 (1338, 2458)	495 (343, 662)	273 (190, 354)	79 (54, 103)	847 (592, 1089)	31.6 (21.9, 42.2)	41.1 (28.6, 53.2)	24.6 (16.9, 31.9)	33.8 (23.6, 43.4)
Age 70 and over	208000	5.5 (4.2, 6.8)	149 (134, 165)	1278 (812, 1783)	501 (336, 675)	116 (81, 149)	1895 (1243, 2562)	6147 (3909, 8577)	2413 (1617, 3247)	558 (390, 720)	9118 (5983, 12325)	17.5 (11.2, 24.5)	19.9 (13.3, 26.8)	22.9 (16.0, 29.6)	18.5 (12.1, 25.0)
Overall	2470000	5.5 (4.2, 6.8)	140 (127, 152)	2396 (1626, 3189)	1119 (775, 1458)	295 (206, 378)	3809 (2639, 4988)	971 (659, 1294)	453 (314, 591)	119 (84, 154)	1544 (1069, 2023)	22.1 (15.0, 29.5)	27.8 (19.3, 36.2)	23.9 (16.8, 30.8)	23.9 (16.6, 31.4)
Uganda														
Under age 70	9680000	2.1 (1.6, 2.7)	134 (124, 144)	323 (202, 451)	590 (389, 809)	233 (152, 316)	1146 (754, 1554)	33 (21, 47)	61 (40, 84)	24 (16, 33)	118 (78, 161)	14.5 (9.1, 20.3)	19.6 (12.9, 26.9)	11.3 (7.4, 15.4)	16.3 (10.7, 22.2)
Age 70 and over	838000	2.1 (1.6, 2.7)	155 (139, 172)	310 (201, 427)	676 (437, 922)	283 (186, 382)	1268 (828, 1702)	370 (240, 510)	807 (522, 1101)	338 (222, 459)	1514 (989, 2039)	8.4 (5.4, 11.5)	9.6 (6.2, 13.0)	8.3 (5.4, 11.3)	9.3 (6.0, 12.5)
Overall	10500000	2.1 (1.6, 2.7)	145 (131, 158)	633 (410, 867)	1266 (833, 1701)	516 (336, 701)	2414 (1588, 3244)	60 (39, 82)	120 (79, 162)	49 (32, 67)	229 (151, 310)	10.7 (6.9, 14.6)	12.5 (8.3, 16.9)	9.4 (6.1, 12.8)	11.7 (7.7, 15.8)
Ukraine														
Under age 70	25700000	4.2 (3.2, 5.2)	133 (128, 139)	12735 (8650, 17044)	5534 (3943, 7179)	1900 (1347, 2432)	20169 (14190, 26438)	496 (337, 665)	215 (153, 279)	74 (52, 95)	785 (552, 1030)	25.9 (17.6, 34.8)	33.5 (23.8, 43.4)	18.2 (12.9, 23.3)	27.0 (19.0, 35.5)
Age 70 and over	7120000	4.3 (3.3, 5.3)	153 (141, 165)	34485 (20998, 49413)	12665 (8243, 17439)	1911 (1311, 2484)	49062 (31271, 68506)	4841 (2948, 6935)	1778 (1158, 2449)	268 (184, 349)	6888 (4390, 9617)	12.6 (7.7, 18.1)	12.7 (8.3, 17.5)	15.6 (10.7, 20.3)	12.8 (8.2, 17.9)
Overall	32800000	4.2 (3.3, 5.2)	143 (134, 152)	47220 (30562, 65891)	18200 (12245, 24296)	3812 (2664, 4910)	69231 (46194, 93310)	1439 (931, 2007)	555 (373, 741)	116 (81, 150)	2109 (1408, 2843)	14.6 (9.5, 20.4)	15.7 (10.6, 21.0)	16.8 (11.7, 21.7)	15.1 (10.1, 20.4)
United Arab Emirates														
Under age 70	4990000	3.6 (2.7, 4.5)	124 (117, 131)	346 (208, 503)	137 (84, 190)	102 (64, 140)	585 (366, 818)	69 (42, 101)	27 (17, 38)	20 (13, 28)	117 (73, 164)	18.7 (11.2, 27.2)	24.2 (14.8, 33.6)	15.0 (9.5, 20.7)	19.5 (12.2, 27.3)
Age 70 and over	32100	3.6 (2.7, 4.6)	138 (126, 151)	46 (29, 65)	23 (15, 31)	18 (12, 23)	87 (58, 118)	1440 (912, 2027)	721 (477, 976)	555 (372, 731)	2717 (1795, 3676)	10.3 (6.5, 14.6)	10.1 (6.7, 13.7)	10.8 (7.2, 14.2)	10.7 (7.1, 14.4)
Overall	5020000	3.6 (2.7, 4.6)	131 (121, 141)	392 (242, 563)	160 (100, 220)	120 (76, 163)	673 (428, 935)	78 (48, 112)	32 (20, 44)	24 (15, 33)	134 (85, 186)	17.1 (10.5, 24.5)	20.2 (12.6, 27.8)	14.2 (9.0, 19.4)	17.6 (11.2, 24.5)
United Kingdom														
Under age 70	32800000	3.6 (3.4, 3.9)	126 (122, 130)	2756 (1881, 3764)	935 (633, 1256)	692 (492, 888)	4383 (3064, 5819)	84 (57, 115)	28 (19, 38)	21 (15, 27)	134 (93, 179)	20.0 (13.7, 27.4)	25.4 (17.2, 34.2)	13.4 (9.5, 17.2)	20.0 (14.0, 26.8)
Age 70 and over	10300000	3.7 (3.4, 3.9)	142 (135, 148)	8210 (4541, 12415)	3808 (2374, 5479)	2365 (1664, 3101)	14383 (8844, 19986)	798 (441, 1206)	370 (231, 532)	230 (162, 301)	1398 (860, 1942)	8.5 (4.7, 12.8)	6.8 (4.2, 9.8)	5.8 (4.1, 7.6)	7.7 (4.7, 10.6)
Overall	43100000	3.6 (3.4, 3.9)	134 (128, 139)	10965 (6667, 15725)	4743 (3046, 6680)	3057 (2151, 4013)	18766 (12257, 25622)	254 (155, 365)	110 (71, 155)	71 (50, 93)	435 (284, 594)	9.9 (6.0, 14.2)	8.0 (5.1, 11.2)	6.7 (4.7, 8.7)	9.0 (5.8, 12.2)
United Republic of Tanzania														
Under age 70	14500000	2.8 (2.3, 3.2)	131 (123, 138)	483 (302, 667)	696 (465, 929)	442 (292, 592)	1621 (1058, 2180)	33 (21, 46)	48 (32, 64)	30 (20, 41)	112 (73, 150)	20.8 (13.0, 28.8)	27.8 (18.6, 37.4)	16.5 (10.9, 22.2)	22.8 (14.9, 30.7)
Age 70 and over	1410000	2.8 (2.3, 3.3)	144 (133, 156)	539 (352, 737)	968 (626, 1313)	594 (391, 798)	2101 (1363, 2827)	383 (250, 529)	688 (446, 934)	422 (278, 568)	1494 (969, 2027)	11.7 (7.7, 16.2)	13.7 (8.8, 18.5)	11.6 (7.6, 15.6)	13.1 (8.5, 17.7)
Overall	15900000	2.8 (2.3, 3.2)	138 (128, 147)	1022 (664, 1395)	1664 (1086, 2227)	1036 (688, 1381)	3722 (2434, 4970)	64 (42, 88)	105 (68, 140)	65 (43, 87)	234 (153, 313)	14.8 (9.6, 20.2)	17.4 (11.3, 23.2)	13.3 (8.8, 17.8)	16.0 (10.5, 21.5)
United States of America														
Under age 70	163000000	3.6 (3.4, 3.8)	120 (116, 124)	17176 (11549, 23485)	4715 (3175, 6270)	6416 (4512, 8276)	28306 (19604, 37507)	105 (71, 144)	29 (19, 39)	39 (28, 51)	174 (120, 230)	18.7 (12.6, 25.6)	23.6 (15.9, 31.5)	15.6 (11.0, 20.1)	19.3 (13.3, 25.5)
Age 70 and over	40200000	3.6 (3.5, 3.8)	136 (130, 143)	36412 (20034, 56081)	10190 (6273, 14874)	12137 (8137, 16266)	58738 (37085, 83720)	906 (499, 1404)	254 (156, 373)	302 (203, 405)	1462 (923, 2098)	7.7 (4.3, 12.0)	6.7 (4.1, 9.9)	7.1 (4.7, 9.5)	7.6 (4.8, 11.0)
Overall	203000000	3.6 (3.4, 3.8)	128 (123, 133)	53587 (32985, 77685)	14905 (9555, 20941)	18553 (12771, 24431)	87044 (57164, 119772)	264 (162, 384)	73 (47, 103)	91 (63, 120)	429 (282, 590)	9.5 (5.9, 13.9)	8.7 (5.6, 12.2)	8.7 (6.0, 11.5)	9.5 (6.2, 13.1)
Uruguay														
Under age 70	1630000	2.7 (2.1, 3.4)	127 (120, 134)	106 (71, 146)	107 (72, 144)	45 (32, 58)	259 (181, 341)	65 (44, 90)	66 (44, 88)	28 (20, 36)	159 (111, 209)	14.8 (9.9, 20.3)	18.7 (12.6, 25.2)	10.5 (7.4, 13.4)	15.6 (10.9, 20.5)
Age 70 and over	464000	2.8 (2.1, 3.4)	146 (134, 159)	268 (158, 386)	238 (150, 333)	141 (94, 188)	646 (421, 889)	577 (340, 833)	513 (323, 718)	303 (202, 407)	1394 (908, 1918)	6.6 (3.9, 9.5)	6.0 (3.8, 8.4)	5.7 (3.8, 7.7)	6.4 (4.1, 8.8)
Overall	2090000	2.8 (2.1, 3.4)	137 (127, 147)	374 (243, 516)	345 (230, 470)	186 (126, 244)	905 (609, 1210)	179 (116, 246)	165 (110, 225)	89 (60, 117)	432 (291, 579)	7.8 (5.1, 10.8)	7.6 (5.1, 10.4)	6.4 (4.4, 8.5)	7.7 (5.2, 10.3)
Uzbekistan														
Under age 70	12000000	5.7 (4.4, 7.0)	126 (118, 133)	4723 (3169, 6263)	3034 (2150, 3837)	865 (594, 1117)	8621 (5968, 11084)	393 (263, 520)	252 (179, 322)	72 (49, 93)	716 (496, 921)	31.6 (21.2, 41.9)	40.9 (29.0, 52.3)	22.8 (15.7, 29.5)	33.7 (23.3, 43.3)
Age 70 and over	1190000	5.7 (4.4, 7.0)	143 (129, 157)	7042 (4411, 10131)	3260 (2196, 4418)	736 (512, 956)	11038 (7283, 15208)	5896 (3694, 8488)	2729 (1839, 3712)	616 (429, 801)	9241 (6098, 12743)	16.9 (10.6, 24.3)	17.5 (11.8, 23.8)	23.4 (16.3, 30.4)	17.5 (11.5, 24.1)
Overall	13200000	5.7 (4.4, 7.0)	134 (123, 145)	11765 (7758, 15973)	6293 (4393, 8117)	1601 (1116, 2054)	19659 (13294, 25842)	889 (587, 1208)	476 (332, 614)	121 (84, 156)	1486 (1005, 1956)	20.7 (13.7, 28.2)	24.2 (16.9, 31.2)	23.1 (16.1, 29.7)	22.2 (15.0, 29.2)
Vanuatu														
Under age 70	91700	2.2 (1.7, 2.8)	132 (125, 139)	9 (6, 13)	12 (8, 16)	3 (2, 3)	23 (15, 31)	99 (62, 138)	126 (83, 171)	28 (18, 37)	253 (168, 341)	10.4 (6.5, 14.4)	14.0 (9.3, 19.0)	6.6 (4.3, 8.8)	11.4 (7.6, 15.3)
Age 70 and over	8270	2.3 (1.7, 2.8)	149 (136, 163)	4 (2, 5)	8 (5, 11)	2 (1, 2)	13 (9, 18)	423 (276, 590)	966 (620, 1323)	222 (149, 298)	1611 (1048, 2200)	6.2 (4.0, 8.6)	6.9 (4.4, 9.5)	5.0 (3.3, 6.7)	6.5 (4.3, 8.9)
Overall	100000	2.3 (1.7, 2.8)	141 (131, 151)	13 (8, 17)	20 (13, 27)	4 (3, 6)	37 (24, 49)	126 (81, 172)	195 (128, 266)	44 (30, 59)	366 (242, 494)	8.7 (5.6, 11.9)	9.9 (6.5, 13.5)	5.8 (3.9, 7.7)	9.0 (5.9, 12.1)
Venezuela (Bolivarian Republic of)														
Under age 70	13400000	3.6 (2.7, 4.4)	127 (119, 135)	1513 (1012, 2048)	760 (515, 1000)	470 (331, 597)	2743 (1897, 3589)	113 (75, 153)	57 (38, 75)	35 (25, 45)	204 (141, 268)	19.9 (13.3, 27.0)	25.7 (17.4, 33.9)	21.4 (15.1, 27.2)	22.1 (15.3, 28.9)
Age 70 and over	1620000	3.6 (2.8, 4.4)	145 (132, 157)	1725 (1071, 2432)	841 (547, 1167)	863 (584, 1141)	3429 (2209, 4621)	1063 (660, 1500)	518 (337, 720)	532 (360, 703)	2113 (1361, 2856)	10.2 (6.3, 14.4)	10.2 (6.7, 14.2)	13.4 (9.1, 17.7)	11.2 (7.2, 15.1)
Overall	15000000	3.6 (2.8, 4.4)	136 (126, 146)	3238 (2135, 4366)	1601 (1073, 2119)	1332 (922, 1725)	6172 (4132, 8147)	215 (142, 291)	106 (71, 142)	89 (61, 115)	410 (275, 542)	13.2 (8.7, 17.9)	14.3 (9.6, 19.0)	15.4 (10.7, 20.1)	14.3 (9.6, 18.9)
Viet Nam														
Under age 70	43900000	4.6 (3.5, 5.7)	123 (116, 130)	1775 (1192, 2377)	5683 (3877, 7376)	1100 (755, 1419)	8557 (5864, 11102)	40 (27, 54)	129 (88, 168)	25 (17, 32)	195 (134, 253)	25.7 (17.3, 34.4)	34.6 (23.6, 44.9)	19.7 (13.5, 25.5)	30.4 (20.8, 39.5)
Age 70 and over	5270000	4.7 (3.5, 5.8)	145 (134, 155)	2691 (1656, 3850)	9792 (5991, 14099)	2235 (1534, 2929)	14719 (9458, 20266)	510 (314, 730)	1857 (1136, 2673)	424 (291, 557)	2791 (1794, 3872)	13.4 (8.3, 19.2)	13.8 (8.4, 19.9)	13.4 (9.2, 17.6)	14.0 (9.0, 19.4)
Overall	49200000	4.6 (3.5, 5.8)	134 (125, 142)	4466 (2977, 5998)	15475 (10265, 21092)	3335 (2279, 4343)	23276 (15863, 30815)	91 (61, 122)	315 (209, 430)	68 (46, 88)	473 (323, 627)	16.6 (11.1, 22.3)	17.7 (11.7, 24.2)	15.0 (10.2, 19.6)	17.5 (11.9, 23.1)
Yemen														
Under age 70	7470000	3.4 (2.5, 4.3)	127 (118, 136)	914 (602, 1249)	772 (520, 1021)	375 (252, 499)	2061 (1379, 2728)	122 (81, 167)	103 (70, 137)	50 (34, 67)	276 (185, 365)	17.3 (11.4, 23.6)	22.4 (15.1, 29.6)	12.7 (8.6, 17.0)	18.3 (12.2, 24.2)
Age 70 and over	614000	3.4 (2.5, 4.3)	144 (129, 160)	703 (455, 972)	617 (412, 828)	321 (215, 425)	1642 (1096, 2209)	1146 (741, 1584)	1006 (671, 1354)	523 (351, 695)	2675 (1787, 3599)	10.5 (6.8, 14.5)	11.4 (7.6, 15.3)	10.4 (7.0, 13.9)	11.1 (7.4, 15.0)
Overall	8090000	3.4 (2.5, 4.3)	136 (123, 148)	1617 (1080, 2165)	1390 (924, 1830)	695 (470, 921)	3702 (2493, 4896)	200 (134, 268)	172 (114, 227)	86 (58, 114)	458 (308, 607)	13.5 (9.0, 18.1)	15.6 (10.4, 20.7)	11.6 (7.8, 15.3)	14.2 (9.6, 18.9)
Zambia														
Under age 70	4010000	2.3 (1.7, 2.8)	133 (126, 140)	202 (133, 279)	380 (252, 512)	147 (98, 196)	728 (486, 974)	50 (33, 70)	95 (63, 128)	37 (24, 49)	182 (121, 243)	16.2 (10.6, 22.4)	21.8 (14.5, 29.4)	13.6 (9.0, 18.1)	18.6 (12.4, 24.9)
Age 70 and over	399000	2.3 (1.8, 2.9)	154 (142, 166)	232 (148, 321)	502 (321, 683)	212 (138, 282)	945 (607, 1277)	580 (370, 806)	1256 (805, 1713)	531 (347, 706)	2367 (1519, 3202)	9.5 (6.1, 13.3)	11.1 (7.1, 15.1)	9.4 (6.2, 12.5)	10.6 (6.8, 14.4)
Overall	4410000	2.3 (1.8, 2.8)	143 (134, 153)	433 (286, 595)	881 (585, 1174)	359 (239, 481)	1674 (1110, 2252)	98 (65, 135)	200 (133, 268)	81 (54, 110)	379 (252, 512)	11.8 (7.8, 16.2)	14.0 (9.3, 18.8)	10.8 (7.2, 14.5)	13.1 (8.7, 17.6)
Zimbabwe														
Under age 70	4040000	3.1 (2.7, 3.5)	131 (123, 139)	232 (152, 318)	649 (429, 884)	701 (467, 923)	1583 (1058, 2095)	58 (38, 79)	161 (106, 219)	173 (116, 229)	392 (262, 520)	24.0 (15.7, 32.9)	31.2 (20.6, 42.5)	21.9 (14.6, 28.9)	27.3 (18.2, 36.2)
Age 70 and over	529000	3.1 (2.7, 3.6)	149 (136, 162)	423 (270, 596)	739 (497, 1001)	875 (585, 1163

Table S8. Global Cardiovascular Deaths Attributed to Sodium Consumption >4g/d in 2010.

	Population characteristics, adults age 20+ y			Number of deaths attributed to sodium (95% UI)*				Deaths per million adults attributed to sodium (95% UI)				Proportion of total CVD deaths attributed to sodium (95% UI)†			
	No. of adults (millions)	Mean sodium (g/day)	Mean SBP (mmHg)	CHD	Stroke	Other CVD	All CVD	CHD	Stroke	Other CVD	All CVD	CHD	Stroke	Other CVD	All CVD
Worldwide	3830	4.0 (3.9, 4.0)	134 (125, 144)	202595 (127398, 288381)	228803 (148190, 317960)	81503 (54157, 110027)	512901 (333710, 704773)	122 (75, 175)	94 (60, 131)	42 (27, 57)	258 (165, 358)	2.5 (1.6, 3.5)	3 (2.1, 4.4)	2.1 (1.4, 2.8)	2.3 (1.5, 3.2)
Women	1930	3.8 (3.7, 3.9)	133 (123, 143)	60836 (36859, 88324)	72842 (46625, 102611)	28493 (18793, 38612)	162172 (103765, 223734)	69 (41, 101)	58 (37, 82)	28 (18, 38)	154 (97, 215)	1.7 (1.1, 2.5)	2 (1.4, 3.1)	1.5 (1.0, 2.0)	1.6 (1.1, 2.2)
Men	1890	4.1 (4.0, 4.2)	135 (126, 145)	141759 (90540, 200057)	155960 (101566, 215349)	53010 (35364, 71415)	350729 (229946, 481039)	175 (110, 250)	130 (84, 181)	56 (37, 76)	361 (232, 501)	3.2 (2.0, 4.5)	4 (2.7, 5.7)	2.7 (1.8, 3.7)	3.0 (2.0, 4.1)
Age <=69 y	3300	4.0 (3.9, 4.0)	126 (118, 133)	83697 (55919, 112612)	97289 (65004, 131002)	32082 (21369, 43017)	213067 (142291, 286630)	25 (17, 34)	15 (10, 20)	8 (6, 10)	51 (35, 71)	4.8 (3.2, 6.4)	7.8 (5.2, 10.4)	4.4 (2.9, 5.8)	5.7 (3.8, 7.7)
Age 70+ y	524	4.1 (4.0, 4.1)	143 (131, 155)	118898 (77612, 163013)	131513 (84821, 181418)	49421 (33019, 66556)	299833 (195454, 410989)	214 (135, 321)	175 (90, 225)	75 (41, 100)	463 (295,645)	2.3 (1.5, 3.1)	2.9 (1.9, 3.7)	2.7 (1.8, 3.6)	2.6 (1.7, 3.5)
High income countries ‡	763	3.9 (3.3, 4.5)	134 (125, 143)	31539 (20702, 43188)	21682 (14041, 29900)	13727 (9189, 18510)	66948 (43932, 91598)	42 (27, 57)	14 (9, 20)	3 (2, 4)	9 (6, 12)	1.8 (1.2, 2.4)	2 (1.4, 3.0)	1.9 (1.3, 2.5)	1.9 (1.3, 2.6)
Upper-middle income countries	1530	3.6 (2.9, 4.3)	136 (126, 146)	111296 (73805, 151905)	160781 (106299, 218745)	46871 (31673, 62781)	318948 (211777, 433431)	73 (48, 100)	53 (35, 72)	4 (3, 6)	21 (14, 29)	4.1 (2.7, 5.7)	6 (3.7, 7.6)	5.1 (3.4, 6.8)	4.9 (3.3, 6.6)
Lower-middle income countries	1210	3.4 (2.6, 4.1)	135 (125, 145)	54430 (35557, 75331)	39054 (25596, 52614)	17935 (11711, 24363)	111419 (72864, 152308)	45 (29, 62)	16 (11, 22)	2 (1, 3)	9 (6, 13)	2.5 (1.6, 3.5)	3 (1.7, 3.4)	2.5 (1.6, 3.4)	2.5 (1.6, 3.4)
Low income countries	323	2.9 (2.2, 3.6)	138 (127, 149)	5330 (3494, 7184)	7286 (4770, 9846)	2970 (1950, 4023)	15586 (10215, 21053)	16 (11, 22)	11 (7, 15)	1 (1, 2)	5 (3, 7)	1.9 (1.2, 2.5)	2 (1.3, 2.6)	1.5 (1.0, 2.1)	1.8 (1.2, 2.4)
Australia / New Zealand	17.4	3.4 (3.3, 3.6)	130 (121, 139)	285 (153, 455)	98 (58, 148)	68 (46, 92)	451 (276, 658)	33 (17, 54)	12 (7, 18)	8 (6, 11)	53 (32, 79)	1.1 (0.6, 1.6)	1 (0.8, 1.9)	0.9 (0.6, 1.2)	1.0 (0.6, 1.4)
Canada / U.S.	226	3.6 (3.5, 3.7)	127 (120, 134)	6780 (3705, 10672)	1816 (1101, 2692)	2240 (1471, 3072)	10836 (6543, 15880)	58 (30, 94)	15 (9, 23)	18 (12, 25)	92 (54, 137)	1.5 (0.9, 2.2)	2 (1.2, 2.7)	1.3 (0.8, 1.8)	1.4 (0.9, 2.0)
Central Asia/ Eastern and Central Europe	273	4.5 (4.3, 4.8)	141 (130, 152)	62576 (40212, 87278)	36636 (24184, 50281)	10513 (6973, 14222)	109724 (71294, 150774)	489 (310, 690)	285 (185, 395)	74 (48, 101)	847 (542, 1179)	4.8 (3.2, 6.7)	6 (4.2, 8.5)	3.9 (2.6, 5.2)	4.4 (2.9, 5.9)
East / Southeast Asia	1360	4.1 (3.9, 4.3)	132 (123, 142)	76026 (47403, 108686)	153627 (99315, 213899)	43172 (29010, 57871)	272826 (178383, 372900)	141 (86, 204)	273 (175, 382)	82 (55, 111)	496 (321, 683)	5.6 (3.6, 8.0)	7 (4.7, 9.9)	4.8 (3.2, 6.5)	5.3 (3.5, 7.2)
Latin America / Caribbean	319	3.2 (3.0, 3.4)	135 (124, 146)	7446 (4668, 10738)	6369 (4071, 8912)	4462 (2927, 6065)	18276 (11905, 25297)	60 (37, 87)	50 (31, 70)	39 (25, 53)	148 (95, 207)	1.9 (1.2, 2.7)	3 (1.7, 3.8)	1.8 (1.2, 2.4)	2.0 (1.3, 2.7)
North Africa / Middle East	225	3.9 (3.7, 4.1)	135 (126, 145)	11227 (7201, 15509)	7657 (4925, 10484)	5474 (3565, 7458)	24358 (15711, 33183)	156 (99, 217)	108 (70, 149)	82 (53, 112)	346 (223, 473)	2.8 (1.8, 3.9)	4 (2.3, 4.9)	2.4 (1.6, 3.2)	2.6 (1.7, 3.6)
South Asia	786	3.7 (3.6, 3.8)	132 (122, 143)	26280 (16541, 37902)	16155 (10455, 22574)	9961 (6455, 13596)	52396 (34014, 73121)	87 (54, 124)	61 (39, 85)	36 (24, 50)	185 (119, 258)	2.0 (1.2, 2.9)	3 (1.6, 3.6)	1.7 (1.1, 2.3)	1.9 (1.2, 2.6)
Sub-Saharan Africa	320	2.5 (2.3, 2.7)	141 (131, 152)	514 (323, 732)	608 (387, 843)	293 (189, 403)	1415 (903, 1955)	5 (3, 8)	6 (4, 8)	3 (2, 4)	14 (9, 20)	0.2 (0.2, 0.4)	0 (0.1, 0.3)	0.2 (0.1, 0.2)	0.2 (0.1, 0.3)
Western Europe	301	3.8 (3.7, 3.9)	135 (126, 143)	11461 (7192, 16409)	5838 (3692, 8127)	5320 (3521, 7248)	22619 (14681, 31005)	69 (43, 99)	35 (22, 50)	33 (22, 45)	137 (88, 188)	2.2 (1.4, 3.0)	3 (1.9, 3.9)	1.9 (1.3, 2.6)	2.1 (1.4, 2.9)

*The numbers of deaths in each subtype may not exactly sum to the total CVD deaths due to rounding.

†In 2010 globally, there were 14,669,000 total CVD deaths, 6,963,000 CHD deaths, 5,798,000 stroke deaths, and 1,909,000 other CVD deaths.

‡Income categorizations based on the World Bank classification system (http://data.worldbank.org/about/country-classifications/country-and-lending-groups).

Australia/New Zealand: Australia, New Zealand.

East/Central Eurasia: Albania, Armenia, Azerbaijan, Bulgaria, Bosnia and Herzegovina, Belarus, Czech Republic, Estonia, Georgia, Croatia, Hungary, Kazakhstan, Kyrgyzstan, Lithuania, Latvia, Moldova, Macedonia, Montenegro, Mongolia, Poland, Romania, Russian Federation, Serbia, Slovakia, Slovenia, Tajikistan, Turkmenistan, Ukraine, Uzbekistan

East/Southeast Asia: Brunei Darussalam, China, Fiji, Micronesia, Indonesia, Japan, Cambodia, Kiribati, Republic of Korea, Lao People's Democratic Republic, Sri Lanka, Maldives, Marshall Islands, Myanmar, Malaysia, Philippines, Papua New Guinea, Democratic People's Republic of Korea, Singapore, Solomon Islands, Thailand, Timor-Leste, Tonga, Taiwan, Viet Nam, Vanuatu, Samoa.

Latin America/Caribbean: Argentina, Antigua and Barbuda, Bahamas, Belize, Bolivia, Brazil, Barbados, Chile, Colombia, Costa Rica, Cuba, Dominica, Dominican Republic, Ecuador, Grenada, Guatemala, Guyana, Honduras, Haiti, Jamaica, Saint Lucia, Mexico, Nicaragua, Panama, Peru, Paraguay, El Salvador, Suriname, Trinidad and Tobago, Uruguay, Saint Vincent and the Grenadines, Venezuela.

North Africa/Middle East: United Arab Emirates, Bahrain, Algeria, Egypt, Iran, Iraq, Jordan, Kuwait, Lebanon, Libyan Arab Jamahiriya, Morocco, Oman, Occupied Palestinian Territory, Qatar, Saudi Arabia, Syrian Arab Republic, Tunisia, Turkey, Yemen.

South Asia: Afghanistan, Bangladesh, Bhutan, India, Nepal, Pakistan.

Sub-Saharan Africa: Angola, Burundi, Benin, Burkina Faso, Botswana, Central African Republic, Côte d'Ivoire, Cameroon, Democratic Republic of the Congo, Congo, Comoros, Cape Verde, Djibouti, Eritrea, Ethiopia, Gabon, Ghana, Guinea, Gambia, Guinea-Bissau, Equatorial Guinea, Kenya, Liberia, Lesotho, Madagascar, Mali, Mozambique, Mauritania, Mauritius, Malawi, Namibia, Niger, Nigeria, Rwanda, Sudan, Senegal, Sierra Leone, Somalia, São Tomé and Príncipe, Swaziland, Seychelles, Chad, Togo, United Republic of Tanzania, Uganda, South Africa, Zambia, Zimbabwe.

Western Europe: Andorra, Austria, Belgium, Switzerland, Cyprus, Germany, Denmark, Spain, Finland, France, United Kingdom, Greece, Ireland, Iceland, Israel, Italy, Luxembourg, Malta, Netherlands, Norway, Portugal, Sweden

Table S9. Global Cardiovascular Deaths Attributed to Sodium Consumption >4g/d in 2010, by Age, Sex, World Region, and Country.

	Population characteristics, adults age 20+ y			Number of deaths attributed to sodium (95% UI)				Deaths per million adults attributed to sodium (95% UI)				Proportion of total CVD deaths attributed to sodium (95% UI)			
	No. of adults (millions)	Mean sodium (g/day)	Mean SBP (mmHg)	CHD	Stroke	Other CVD	All CVD	CHD	Stroke	Other CVD	All CVD	CHD	Stroke	Other CVD	All CVD
Globe															
Women															
Under age 70	1640000000	3.7(3.6, 3.9)	123 (115, 130)	15920 (10293, 22312)	25283 (16537, 34980)	8512 (5682, 11458)	49716 (32840, 67606)	9 (6, 12)	10 (7, 14)	4 (3, 5)	23 (15, 31)	2.4 (1.5, 3.3)	3 (2.1, 4.4)	1.9 (1.3, 2.6)	2.2 (1.5, 3.0)
Age 70 and over	293000000	3.9 (3.8, 4.0)	144 (131, 156)	44916 (26566, 66012)	47559 (30088, 67631)	19981 (13112, 27154)	112456 (70924, 156129)	128 (76, 189)	106 (67, 150)	51 (33, 70)	285 (180, 399)	1.1 (0.6, 1.6)	1 (0.7, 1.7)	1.0 (0.6, 1.4)	1.0 (0.7, 1.5)
Women overall	1930000000	3.8 (3.7, 3.9)	133 (123, 143)	60836 (36859, 88324)	72842 (46625, 102611)	28493 (18793, 38612)	162172 (103765, 223734)	69 (41, 101)	58 (37, 82)	28 (18, 38)	154 (97, 215)	1.7 (1.1, 2.5)	2 (1.4, 3.1)	1.5 (1.0, 2.0)	1.6 (1.1, 2.2)
Men															
Under age 70	1660000000	4.1 (4.0, 4.3)	128 (121, 135)	67776 (44359, 94481)	72006 (47441, 98819)	23570 (15786, 31502)	163352 (108914, 222131)	42 (28, 58)	28 (19, 38)	12 (8, 16)	82 (55, 112)	4.2 (2.7, 5.8)	6 (3.8, 8.0)	3.5 (2.3, 4.7)	4.0 (2.7, 5.4)
Age 70 and over	231000000	4.3 (4.2, 4.4)	142 (131, 154)	73982 (46181, 105576)	83954 (54125, 116530)	29440 (19578, 39913)	187377 (121032, 258908)	309 (192, 442)	232 (149, 323)	100 (66, 136)	640 (410, 891)	2.2 (1.4, 3.2)	2 (1.5, 3.4)	1.9 (1.3, 2.7)	2.0 (1.3, 2.8)
Men overall	1890000000	4.1 (4.0, 4.2)	135 (126, 145)	141759 (90540, 200057)	155960 (101566, 215349)	53010 (35364, 71415)	350729 (229946, 481039)	175 (110, 250)	130 (84, 181)	56 (37, 76)	361 (232, 501)	3.2 (2.0, 4.5)	4 (2.7, 5.7)	2.7 (1.8, 3.7)	3.0 (2.0, 4.1)
Both sexes overall	3830000000	4.0 (3.9, 4.0)	134 (125, 144)	202595 (127398, 288381)	228803 (148190, 317960)	81503 (54157, 110027)	512901 (333710, 704773)	122 (75, 175)	94 (60, 131)	42 (27, 57)	258 (165, 358)	2.5 (1.6, 3.5)	3 (2.1, 4.4)	2.1 (1.4, 2.8)	2.3 (1.5, 3.2)
Australia and New Zealand															
Women															
Under age 70	6950000	3.3 (3.1, 3.5)	116 (109, 123)	7 (4, 10)	5 (3, 7)	3 (2, 3)	14 (10, 20)	1 (1, 2)	1 (0, 1)	0 (0, 0)	2 (1, 3)	0.8 (0.5, 1.2)	1 (0.7, 1.5)	0.7 (0.5, 0.9)	0.8 (0.5, 1.1)
Age 70 and over	1940000	3.3 (3.1, 3.5)	139 (128, 149)	59 (25, 106)	28 (16, 45)	19 (12, 26)	106 (60, 163)	30 (13, 55)	14 (8, 23)	10 (6, 13)	55 (31, 84)	0.3 (0.1, 0.6)	0 (0.2, 0.5)	0.3 (0.2, 0.5)	0.3 (0.2, 0.5)
Women overall	8890000	3.3 (3.1, 3.4)	127 (118, 136)	66 (29, 117)	33 (19, 51)	21 (14, 29)	121 (70, 183)	16 (7, 28)	8 (4, 12)	5 (3, 7)	28 (16, 43)	0.6 (0.3, 0.9)	1 (0.4, 1.0)	0.5 (0.3, 0.7)	0.5 (0.3, 0.8)
Men															
Under age 70	6840000	3.6 (3.4, 3.8)	126 (119, 133)	67 (43, 96)	16 (10, 23)	13 (9, 17)	96 (64, 132)	10 (6, 14)	2 (1, 3)	2 (1, 2)	14 (9, 19)	2.1 (1.3, 3.0)	3 (1.9, 4.1)	1.7 (1.2, 2.3)	2.0 (1.3, 2.7)
Age 70 and over	1640000	3.6 (3.4, 3.8)	141 (130, 151)	151 (81, 242)	49 (29, 74)	34 (23, 46)	234 (142, 343)	93 (50, 148)	30 (18, 45)	21 (14, 28)	143 (87, 210)	0.9 (0.5, 1.5)	1 (0.5, 1.4)	0.8 (0.5, 1.2)	0.8 (0.5, 1.3)
Men overall	8480000	3.6 (3.4, 3.8	133 (125, 142)	219 (124, 338)	65 (39, 96)	46 (32, 62)	330 (206, 475)	51 (28, 81)	16 (10, 24)	11 (8, 15)	79 (48, 114)	1.5 (0.9, 2.2)	2 (1.2, 2.8)	1.3 (0.8, 1.8)	1.4 (0.9, 2.0)
Both sexes overall	17400000	3.4 (3.3, 3.6)	130 (121, 139)	285 (153, 455)	98 (58, 148)	68 (46, 92)	451 (276, 658)	33 (17, 54)	12 (7, 18)	8 (6, 11)	53 (32, 79)	1.1 (0.6, 1.6)	1 (0.8, 1.9)	0.9 (0.6, 1.2)	1.0 (0.6, 1.4)
Canada and U.S.															
Women															
Under age 70	91000000	3.4 (3.3, 3.6)	117 (111, 122)	364 (226, 520)	172 (107, 248)	168 (113, 226)	704 (462, 962)	4 (2, 6)	2 (1, 3)	2 (1, 2)	8 (5, 11)	1.3 (0.8, 1.9)	2 (1.1, 2.5)	1.1 (0.7, 1.4)	1.2 (0.8, 1.7)
Age 70 and over	25600000	3.5 (3.3, 3.7)	137 (128, 145)	1518 (607, 2679)	500 (283, 795)	569 (360, 806)	2587 (1391, 4071)	59 (24, 104)	19 (11, 31)	22 (14, 31)	101 (54, 159)	0.5 (0.2, 0.9)	1 (0.3, 0.9)	0.5 (0.3, 0.7)	0.5 (0.3, 0.8)
Women overall	117000000	3.4 (3.3, 3.6)	127 (120, 134)	1882 (833, 3199)	672 (391, 1044)	737 (473, 1032)	3291 (1853, 5034)	32 (13, 55)	11 (6, 17)	12 (8, 17)	54 (30, 85)	0.9 (0.5, 1.4)	1 (0.7, 1.7)	0.8 (0.5, 1.1)	0.9 (0.5, 1.2)
Men															
Under age 70	90400000	3.8(3.6, 4.0)	123 (118, 127)	2061 (1315, 2938)	461 (294, 665)	709 (473, 959)	3231 (2114, 4482)	23 (15, 33)	5 (3, 7)	8 (5, 11)	36 (23, 50)	2.9 (1.8, 4.2)	4 (2.5, 5.6)	2.4 (1.6, 3.3)	2.7 (1.8, 3.8)
Age 70 and over	19400000	3.8 (3.6, 4.0)	133 (125, 141)	2837 (1557, 4536)	683 (417, 983)	794 (525, 1082)	4315 (2576, 6365)	147 (80, 234)	35 (22, 51)	41 (27, 56)	223 (133, 330)	1.2 (0.7, 1.9)	1 (0.7, 1.9)	1.1 (0.7, 1.6)	1.1 (0.7, 1.7)
Men overall	110000000	3.8 (3.7, 4.0)	128 (121, 134)	4899 (2872, 7474)	1144 (711, 1648)	1503 (999, 2040)	7545 (4691, 10846)	85 (47, 134)	20 (12, 29)	24 (16, 33)	129 (78, 190)	2.1 (1.3, 3.0)	3 (1.6, 3.8)	1.7 (1.1, 2.4)	1.9 (1.2, 2.7)
Both sexes overall	226000000	3.6 (3.5, 3.7)	127 (120, 134)	6780 (3705, 10672)	1816 (1101, 2692)	2240 (1471, 3072)	10836 (6543, 15880)	58 (30, 94)	15 (9, 23)	18 (12, 25)	92 (54, 137)	1.5 (0.9, 2.2)	2 (1.2, 2.7)	1.3 (0.8, 1.8)	1.4 (0.9, 2.0)
Central Asia/ Eastern and Central Europe															
Women															
Under age 70	116000000	4.3 (3.9, 4.8)	128 (120, 137)	4284 (2853, 5815)	3878 (2645, 5207)	1083 (716, 1449)	9245 (6170, 12375)	37 (25, 50)	33 (23, 45)	9 (6, 13)	80 (53, 107)	5.1 (3.4, 7.0)	7 (4.9, 9.6)	4.1 (2.8, 5.4)	4.7 (3.2, 6.3)
Age 70 and over	32500000	4.4 (4.0, 4.8)	151 (137, 165)	16896 (10388, 24220)	10486 (6797, 14671)	2400 (1598, 3241)	29781 (18836, 41224)	520 (320, 749)	323 (209, 453)	74 (49, 100)	916 (580, 1280)	2.1 (1.3, 3.1)	2 (1.5, 3.2)	1.7 (1.1, 2.3)	1.8 (1.2, 2.5)
Women overall	148000000	4.3 (3.9, 4.7)	140 (128, 151)	21179 (13242, 30035)	14364 (9442, 19877)	3482 (2314, 4690)	39025 (25006, 53599)	278 (172, 400)	178 (116, 249)	42 (28, 56)	498 (316, 694)	3.6 (2.4, 5.0)	5 (3.2, 6.4)	2.9 (1.9, 3.9)	3.3 (2.2, 4.4)
Men															
Under age 70	107000000	4.8 (4.3, 5.3)	134 (126, 141)	20111 (13459, 27269)	10161 (6983, 13607)	3957 (2669, 5305)	34229 (23110, 46348)	188 (126, 256)	95 (65, 127)	37 (25, 50)	320 (216, 434)	7.9 (5.3, 10.8)	11 (7.5, 14.9)	6.4 (4.3, 8.5)	7.4 (5.0, 9.9)
Age 70 and over	17600000	4.8 (4.4, 5.3)	151 (138, 164)	21286 (13512, 29975)	12111 (7760, 16796)	3073 (1991, 4227)	36470 (23179, 50826)	1210 (768, 1705)	688 (441, 955)	175 (113, 240)	2072 (1317, 2893)	4.2 (2.7, 5.9)	5 (3.0, 6.5)	3.3 (2.2, 4.6)	3.6 (2.4, 5.0)
Men overall	125000000	4.8 (4.4, 5.2)	142 (132, 153)	41397 (26970, 57243)	22272 (14742, 30404)	7030 (4659, 9532)	70699 (46289, 97175)	699 (447, 980)	392 (253, 541)	106 (69, 145)	1196 (767, 1664)	6.1 (4.0, 8.3)	8 (5.2, 10.7)	4.8 (3.3, 6.5)	5.5 (3.7, 7.5)
Both sexes overall	273000000	4.5 (4.3, 4.8)	141 (130, 152)	62576 (40212, 87278)	36636 (24184, 50281)	10513 (6973, 14222)	109724 (71294, 150774)	489 (310, 690)	285 (185, 395)	74 (48, 101)	847 (542, 1179)	4.8 (3.2, 6.7)	6 (4.2, 8.5)	3.9 (2.6, 5.2)	4.4 (2.9, 5.9)
East and Southeast Asia															
Women															
Under age 70	580000000	3.9 (3.6, 4.3)	122 (115, 129)	6333 (4088, 8920)	16894 (10973, 23446)	4453 (3009, 5961)	27680 (18346, 37693)	11 (7, 16)	29 (19, 41)	8 (5, 10)	48 (32, 66)	5.9 (3.8, 8.3)	8 (5.0, 10.3)	4.6 (3.1, 6.1)	5.2 (3.5, 7.1)
Age 70 and over	101000000	4.0 (3.6, 4.3)	141 (129, 154)	16840 (9771, 24991)	29059 (18232, 41626)	11010 (7294, 14851)	56909 (35852, 78629)	168 (98, 250)	290 (182, 417)	110 (73, 148)	568 (358, 787)	2.9 (1.7, 4.4)	3 (1.8, 4.3)	2.6 (1.7, 3.6)	2.7 (1.7, 3.8)
Women overall	680000000	3.9 (3.6, 4.2)	132 (122, 141)	23173 (13858, 33910)	45953 (29205, 65072)	15463 (10304, 20812)	84589 (54198, 116322)	90 (52, 133)	160 (101, 229)	59 (39, 79)	308 (195, 426)	4.4 (2.7, 6.3)	5 (3.4, 7.3)	3.6 (2.4, 4.9)	4.0 (2.6, 5.4)
Men															
Under age 70	595000000	4.3 (3.9, 4.7)	127 (120, 134)	23860 (15568, 33392)	49865 (32693, 68531)	11579 (7832, 15327)	85305 (56946, 115174)	40 (26, 57)	84 (55, 116)	20 (13, 26)	144 (96, 195)	8.8 (5.7, 12.3)	12 (8.2, 16.9)	7.5 (5.1, 10.0)	8.5 (5.7, 11.5)
Age 70 and over	84600000	4.3 (4.0, 4.7)	140 (128, 151)	28993 (17976, 41384)	57808 (37417, 80296)	16130 (10874, 21733)	102931 (67239, 141404)	345 (214, 495)	687 (445, 955)	192 (129, 259)	1224 (800, 1684)	5.0 (3.1, 7.2)	6 (3.6, 8.0)	4.5 (3.0, 6.2)	4.8 (3.1, 6.6)
Men overall	680000000	4.3(3.9, 4.6)	133 (124, 142)	52853 (33544, 74776)	107673 (70109, 148827)	27709 (18706, 37060)	188236 (124185, 256578)	193 (120, 276)	386 (250, 536)	106 (71, 143)	684 (448, 939)	6.9 (4.4, 9.8)	9 (5.9, 12.5)	6.0 (4.0, 8.1)	6.6 (4.4, 9.1)
Both sexes overall	1360000000	4.1 (3.9, 4.6)	132 (123, 142)	76026 (47403, 108686)	153627 (99315, 213899)	43172 (29010, 57871)	272826 (178383, 372900)	141 (86, 204)	273 (175, 382)	82 (55, 111)	496 (321, 683)	5.6 (3.6, 8.0)	7 (4.7, 9.9)	4.8 (3.2, 6.5)	5.3 (3.5, 7.2)
Latin America and Caribbean															
Women															
Under age 70	142000000	3.1 (2.8, 3.4)	123 (114, 131)	709 (444, 1017)	872 (550, 1241)	498 (332, 676)	2079 (1346, 2878)	5 (3, 7)	6 (4, 9)	4 (2, 5)	15 (10, 20)	1.9 (1.2, 2.7)	3 (1.7, 3.8)	1.6 (1.1, 2.2)	1.8 (1.2, 2.5)
Age 70 and over	22700000	3.1 (2.8, 3.4)	144 (130, 158)	1289 (767, 1975)	1114 (709, 1582)	1021 (659, 1398)	3425 (2189, 4788)	58 (34, 88)	50 (32, 71)	46 (30, 63)	153 (98, 214)	0.7 (0.4, 1.1)	1 (0.5, 1.3)	0.8 (0.5, 1.1)	0.8 (0.5, 1.1)
Women overall	165000000	3.1 (2.8, 3.3)	133 (122, 145)	1998 (1212, 2992)	1986 (1259, 2824)	1519 (992, 2074)	5503 (3535, 7666)	31 (19, 48)	28 (18, 40)	25 (16, 34)	84 (54, 117)	1.3 (0.8, 1.9)	2 (1.1, 2.5)	1.2 (0.8, 1.6)	1.3 (0.9, 1.8)
Men															
Under age 70	136000000	3.4 (3.0, 3.7)	130 (122, 138)	2698 (1769, 3787)	2153 (1403, 2944)	1244 (843, 1659)	6095 (4099, 8344)	20 (13, 28)	16 (10, 22)	9 (6, 12)	45 (30, 62)	3.4 (2.2, 4.8)	5 (3.4, 7.2)	3.1 (2.1, 4.2)	3.5 (2.4, 4.8)
Age 70 and over	17900000	3.4 (3.1, 3.7)	145 (131, 158)	2749 (1687, 3959)	2230 (1409, 3144)	1698 (1092, 2331)	6677 (4271, 9287)	156 (96, 225)	126 (80, 179)	96 (62, 132)	379 (242, 530)	1.6 (1.0, 2.3)	2 (1.2, 2.9)	1.6 (1.0, 2.2)	1.7 (1.1, 2.3)
Men overall	154000000	3.3 (3.1, 3.7)	137 (126, 148)	5447 (3457, 7746)	4383 (2812, 6088)	2943 (1935, 3990)	12773 (8370, 17631)	88 (54, 127)	71 (45, 100)	53 (34, 72)	212 (136, 296)	2.5 (1.6, 3.6)	4 (2.3, 5.0)	2.4 (1.6, 3.2)	2.6 (1.7, 3.6)
Both sexes overall	319000000	3.2 (3.0, 3.4)	135 (124, 146)	7446 (4668, 10738)	6369 (4071, 8912)	4462 (2927, 6065)	18276 (11905, 25297)	60 (37, 87)	50 (31, 70)	39 (25, 53)	148 (95, 207)	1.9 (1.2, 2.7)	3 (1.7, 3.8)	1.8 (1.2, 2.4)	2.0 (1.3, 2.7)
North Africa and Middle East															
Women															
Under age 70	98900000	3.8 (3.5 4.1)	125 (118, 133)	1119 (739, 1535)	1042 (677, 1430)	717 (471, 979)	2878 (1890, 3908)	11 (7, 16)	11 (7, 14)	7 (5, 10)	29 (19, 40)	2.6 (1.7, 3.5)	4 (2.3, 4.9)	2.1 (1.4, 2.8)	2.4 (1.6, 3.3)
Age 70 and over	11200000	3.8 (3.6, 4.1)	145 (132, 157)	1755 (1113, 2410)	1453 (945, 1992)	1164 (749, 1598)	4372 (2810, 5926)	157 (100, 216)	130 (85, 179)	104 (67, 143)	392 (252, 532)	1.4 (0.9, 1.9)	2 (1.0, 2.1)	1.3 (0.8, 1.7)	1.3 (0.9, 1.8)
Women overall	110000000	3.7 (3.5, 4.0)	135 (125, 145)	2875 (1852, 3946)	2495 (1622, 3422)	1880 (1220, 2577)	7250 (4700, 9834)	84 (54, 116)	70 (46, 97)	56 (36, 77)	211 (136, 286)	2.0 (1.3, 2.7)	3 (1.7, 3.5)	1.7 (1.1, 2.3)	1.9 (1.2, 2.5)
Men															

Under age 70	105000000	4.1 (3.8, 4.5)	128 (121, 135)	4353 (2811, 5971)	2564 (1620, 3521)	1669 (1084, 2262)	8587 (5493, 11668)	41 (27, 57)	24 (15, 34)	16 (10, 22)	82 (52, 112)	4.6 (3.0, 6.3)	6 (4.0, 8.5)	3.7 (2.5, 5.0)	4.2 (2.8, 5.7)
Age 70 and over	9670000	4.2 (3.9, 4.6)	142 (131, 154)	3999 (2538, 5592)	2597 (1684, 3542)	1924 (1261, 2619)	8521 (5517, 11681)	414 (263, 581)	269 (174, 369)	199 (130, 273)	881 (571, 1208)	2.7 (1.7, 3.8)	3 (1.9, 4.2)	2.4 (1.6, 3.3)	2.5 (1.7, 3.5)
Men overall	115000000	4.1 (3.8, 4.4)	135 (126, 144)	8353 (5350, 11563)	5162 (3304, 7063)	3593 (2345, 4881)	17107 (11010, 23349)	227 (145, 319)	146 (95, 201)	107 (70, 147)	481 (311, 660)	3.7 (2.4, 5.1)	5 (2.9, 6.3)	3.1 (2.0, 4.1)	3.4 (2.2, 4.6)
Both sexes overall	225000000	3.9 (3.7, 4.1)	135 (126, 145)	11227 (7201, 15509)	7657 (4925, 10484)	5474 (3565, 7458)	24358 (15711, 33183)	156 (99, 217)	108 (70, 149)	82 (53, 112)	346 (223, 473)	2.8 (1.8, 3.9)	4 (2.3, 4.9)	2.4 (1.6, 3.2)	2.6 (1.7, 3.6)
South Asia															
Women															
Under age 70	345000000	3.6 (3.4, 3.8)	124 (116, 132)	2762 (1715, 4026)	2080 (1361, 2932)	1388 (901, 1888)	6230 (4032, 8573)	8 (5, 12)	6 (4, 8)	4 (3, 6)	18 (12, 25)	1.8 (1.1, 2.6)	2 (1.6, 3.4)	1.5 (1.0, 2.0)	1.7 (1.1, 2.3)
Age 70 and over	40100000	3.6 (3.4, 3.8)	143 (129, 156)	3459 (2124, 4986)	2900 (1861, 4058)	1628 (1046, 2230)	7987 (5126, 11227)	86 (53, 124)	72 (46, 101)	41 (26, 56)	199 (128, 282)	1.0 (0.6, 1.4)	1 (0.7, 1.5)	0.9 (0.6, 1.2)	0.9 (0.6, 1.3)
Women overall	385000000	3.6 (3.4, 3.7)	133 (122, 144)	6222 (3839, 9012)	4979 (3222, 6989)	3016 (1947, 4119)	14217 (9158, 19800)	47 (29, 68)	39 (25, 55)	22 (14, 31)	109 (70, 154)	1.4 (0.9, 2.0)	2 (1.1, 2.4)	1.2 (0.8, 1.6)	1.3 (0.8, 1.8)
Men															
Under age 70	364000000	3.9 (3.6, 4.1)	125 (117, 133)	12013 (7649, 17456)	5655 (3693, 7996)	3642 (2357, 4972)	21309 (14060, 29896)	33 (21, 48)	16 (10, 22)	10 (6, 14)	59 (39, 82)	3.3 (2.1, 4.8)	5 (3.0, 6.5)	2.8 (1.8, 3.8)	3.2 (2.1, 4.4)
Age 70 and over	36500000	3.9 (3.7, 4.1)	137 (124, 150)	8045 (5053, 11433)	5521 (3541, 7589)	3304 (2150, 4506)	16870 (10796, 23425)	221 (139, 314)	151 (97, 209)	91 (59, 124)	463 (296, 642)	1.9 (1.2, 2.7)	2 (1.3, 2.9)	1.6 (1.1, 2.3)	1.7 (1.1, 2.4)
Men overall	401000000	3.9 (3.7, 4.1)	131 (121, 142)	20058 (12701, 28889)	11176 (7233, 15585)	6946 (4508, 9477)	38179 (24856, 53321)	127 (80, 181)	83 (54, 116)	50 (33, 69)	261 (167, 362)	2.6 (1.6, 3.7)	3 (2.2, 4.7)	2.2 (1.5, 3.0)	2.5 (1.6, 3.4)
Both sexes overall	786000000	3.7 (3.6, 3.8)	132 (122, 143)	26280 (16541, 37902)	16155 (10455, 22574)	9961 (6455, 13596)	52396 (34014, 73121)	87 (54, 124)	61 (39, 85)	36 (24, 50)	185 (119, 258)	2.0 (1.2, 2.9)	3 (1.6, 3.6)	1.7 (1.1, 2.3)	1.9 (1.2, 2.6)
Sub-Saharan Africa															
Women															
Under age 70	147000000	2.4 (2.1, 2.7)	130 (122, 138)	51 (32, 73)	72 (46, 101)	42 (27, 58)	166 (109, 231)	0 (0, 0)	0 (0, 1)	0 (0, 0)	1 (1, 2)	0.2 (0.1, 0.2)	0 (0.1, 0.2)	0.1 (0.1, 0.1)	0.1 (0.1, 0.2)
Age 70 and over	15100000	2.4 (2.2, 2.7)	153 (139, 167)	82 (48, 127)	84 (53, 118)	60 (38, 82)	227 (141, 315)	5 (3, 8)	6 (4, 8)	4 (3, 5)	15 (9, 21)	0.1 (0.1, 0.2)	0 (0.0, 0.1)	0.1 (0.0, 0.1)	0.1 (0.0, 0.1)
Women overall	163000000	2.4 (2.1, 2.6)	142 (131, 153)	133 (80, 199)	157 (100, 219)	102 (65, 140)	392 (250, 546)	3 (2, 4)	3 (2, 4)	2 (1, 3)	8 (5, 11)	0.1 (0.1, 0.2)	0 (0.1, 0.1)	0.1 (0.1, 0.1)	0.1 (0.1, 0.1)
Men															
Under age 70	145000000	2.6 (2.3, 2.9)	133 (125, 140)	211 (135, 296)	250 (159, 347)	101 (65, 139)	562 (359, 779)	1 (1, 2)	2 (1, 2)	1 (0, 1)	4 (2, 5)	0.4 (0.3, 0.6)	0 (0.3, 0.6)	0.3 (0.2, 0.4)	0.3 (0.2, 0.5)
Age 70 and over	12300000	2.7 (2.4, 3.0)	149 (136, 162)	170 (107, 237)	201 (128, 277)	90 (58, 123)	461 (294, 630)	14 (9, 19)	16 (10, 23)	7 (5, 10)	37 (24, 51)	0.3 (0.2, 0.4)	0 (0.1, 0.3)	0.2 (0.1, 0.3)	0.2 (0.1, 0.3)
Men overall	158000000	2.6 (2.3, 2.9)	141 (131, 151)	381 (242, 533)	451 (288, 624)	191 (123, 263)	1023 (653, 1409)	8 (5, 11)	9 (6, 12)	4 (3, 5)	21 (13, 28)	0.4 (0.2, 0.5)	0 (0.2, 0.4)	0.2 (0.2, 0.3)	0.3 (0.2, 0.4)
Both sexes overall	320000000	2.5 (2.3, 2.7)	141 (131, 152)	514 (323, 732)	608 (387, 843)	293 (189, 403)	1415 (903, 1955)	5 (3, 8)	6 (4, 8)	3 (2, 4)	14 (9, 20)	0.2 (0.2, 0.4)	0 (0.1, 0.3)	0.2 (0.1, 0.2)	0.2 (0.1, 0.3)
Western Europe															
Women															
Under age 70	113000000	3.6 (3.4, 3.8)	121 (114, 128)	290 (191, 396)	269 (175, 368)	162 (110, 217)	721 (476, 965)	3 (2, 4)	2 (2, 3)	1 (1, 2)	6 (4, 9)	1.9 (1.3, 2.7)	3 (1.8, 3.8)	1.7 (1.2, 2.3)	1.9 (1.3, 2.6)
Age 70 and over	42900000	3.7 (3.5, 3.9)	142 (132, 153)	3017 (1723, 4518)	1935 (1191, 2745)	2110 (1355, 2922)	7062 (4519, 9785)	70 (40, 105)	45 (28, 64)	49 (32, 68)	165 (105, 228)	0.8 (0.5, 1.3)	1 (0.5, 1.2)	0.8 (0.5, 1.2)	0.8 (0.5, 1.2)
Women overall	156000000	3.6 (3.5, 3.7)	132 (123, 141)	3308 (1913, 4914)	2203 (1365, 3113)	2272 (1465, 3138)	7783 (4995, 10750)	36 (21, 54)	24 (15, 34)	25 (16, 35)	86 (55, 118)	1.4 (0.9, 2.0)	2 (1.2, 2.5)	1.3 (0.9, 1.7)	1.4 (0.9, 1.9)
Men															
Under age 70	113000000	4.0 (3.8, 4.2)	130 (124, 137)	2402 (1610, 3275)	881 (586, 1184)	655 (453, 863)	3938 (2668, 5308)	21 (14, 29)	8 (5, 11)	6 (4, 8)	35 (24, 47)	4.0 (2.7, 5.5)	6 (3.9, 7.9)	3.4 (2.4, 4.6)	3.9 (2.7, 5.3)
Age 70 and over	31900000	4.0 (3.8, 4.2)	144 (134, 155)	5751 (3669, 8220)	2753 (1741, 3830)	2394 (1604, 3247)	10898 (7017, 14947)	180 (115, 257)	86 (55, 121)	75 (50, 102)	341 (220, 470)	1.8 (1.2, 2.6)	2 (1.2, 2.7)	1.7 (1.1, 2.4)	1.8 (1.2, 2.5)
Men overall	145000000	4.0 (3.9, 4.2)	137 (129, 146)	8153 (5279, 11495)	3634 (2327, 5014)	3049 (2057, 4109)	14836 (9686, 20255)	101 (65, 143)	47 (30, 66)	40 (27, 55)	188 (122, 258)	2.9 (1.9, 4.1)	4 (2.6, 5.3)	2.6 (1.7, 3.5)	2.9 (1.9, 3.9)
Both sexes overall	301000000	3.8 (3.7, 3.9)	135 (126, 143)	11461 (7192, 16409)	5838 (3692, 8127)	5320 (3521, 7248)	22619 (14681, 31005)	69 (43, 99)	35 (22, 50)	33 (22, 45)	137 (88, 188)	2.2 (1.4, 3.0)	3 (1.9, 3.9)	1.9 (1.3, 2.6)	2.1 (1.4, 2.9)
Afghanistan															
Under age 70	9770000	3.4 (2.4, 4.3)	125 (115, 134)	214 (136, 307)	190 (124, 265)	85 (55, 116)	489 (321, 667)	22 (14, 31)	19 (13, 27)	9 (6, 12)	50 (33, 68)	1.3 (0.9, 1.9)	2 (1.1, 2.3)	0.9 (0.6, 1.2)	1.4 (0.9, 1.9)
Age 70 and over	703000	3.4 (2.5, 4.4)	141 (125, 157)	121 (79, 168)	112 (71, 153)	53 (34, 73)	286 (186, 391)	172 (112, 239)	159 (101, 218)	76 (49, 104)	407 (265, 557)	0.8 (0.5, 1.1)	1 (0.5, 1.2)	0.8 (0.5, 1.0)	0.8 (0.5, 1.1)
Overall	10500000	3.4 (2.5, 4.4)	133 (120, 146)	335 (221, 471)	302 (192, 415)	138 (89, 189)	775 (512, 1060)	32 (21, 45)	29 (18, 40)	13 (8, 18)	74 (49, 101)	1.1 (0.7, 1.5)	1 (0.8, 1.7)	0.8 (0.5, 1.1)	1.1 (0.7, 1.5)
Albania															
Under age 70	1570000	3.7 (2.7, 4.6)	131 (122, 139)	36 (23, 50)	25 (16, 36)	8 (6, 11)	69 (47, 95)	23 (15, 32)	16 (10, 23)	5 (4, 7)	44 (30, 61)	3.2 (2.1, 4.5)	4 (2.6, 5.7)	2.1 (1.4, 2.8)	3.3 (2.2, 4.6)
Age 70 and over	310000	3.7 (2.8, 4.7)	144 (131, 158)	60 (36, 86)	63 (40, 91)	19 (12, 26)	142 (92, 198)	193 (118, 278)	204 (129, 295)	61 (40, 84)	459 (297, 639)	1.4 (0.8, 2.0)	1 (0.9, 2.0)	1.2 (0.8, 1.6)	1.4 (0.9, 1.9)
Overall	1880000	3.7 (2.8, 4.7)	138 (127, 148)	96 (62, 132)	89 (57, 126)	27 (18, 37)	211 (140, 289)	51 (33, 71)	47 (30, 67)	15 (10, 20)	113 (75, 154)	1.8 (1.1, 2.4)	2 (1.1, 2.4)	1.3 (0.9, 1.8)	1.7 (1.1, 2.3)
Algeria															
Under age 70	17000000	4.3 (3.3, 5.3)	129 (122, 136)	353 (221, 495)	371 (242, 518)	217 (139, 297)	941 (615, 1297)	21 (13, 29)	22 (14, 31)	13 (8, 18)	55 (36, 77)	6.0 (3.8, 8.4)	8 (5.0, 10.8)	4.9 (3.1, 6.7)	6.5 (4.2, 9.0)
Age 70 and over	1630000	4.3 (3.3, 5.4)	146 (134, 159)	400 (255, 578)	477 (307, 654)	339 (221, 465)	1216 (786, 1680)	246 (157, 356)	293 (189, 402)	208 (136, 286)	747 (483, 1032)	3.1 (2.0, 4.5)	3 (2.0, 4.3)	3.4 (2.2, 4.7)	3.3 (2.2, 4.6)
Overall	18600000	4.3 (3.3, 5.4)	138 (128, 148)	753 (494, 1039)	848 (556, 1160)	556 (365, 758)	2157 (1420, 2950)	41 (27, 56)	46 (30, 63)	30 (20, 41)	116 (76, 159)	4.0 (2.6, 5.6)	4 (2.8, 5.9)	3.8 (2.5, 5.2)	4.2 (2.8, 5.8)
Andorra															
Under age 70	45500	3.8 (2.9, 4.7)	125 (116, 134)	1 (0, 1)	0 (0, 0)	0 (0, 0)	1 (1, 1)	11 (7, 16)	4 (3, 6)	2 (2, 3)	18 (12, 25)	3.9 (2.4, 5.6)	5 (3.1, 6.7)	2.5 (1.8, 3.3)	3.9 (2.6, 5.4)
Age 70 and over	15000	3.8 (3.0, 4.7)	142 (127, 158)	2 (1, 3)	1 (1, 1)	1 (0, 1)	4 (2, 5)	137 (74, 212)	63 (37, 93)	43 (29, 59)	244 (149, 351)	1.3 (0.7, 2.0)	1 (0.6, 1.5)	1.0 (0.7, 1.3)	1.2 (0.7, 1.7)
Overall	60600	3.8 (2.9, 4.7)	134 (122, 146)	3 (2, 4)	1 (1, 2)	1 (1, 1)	4 (3, 6)	43 (25, 63)	19 (11, 27)	12 (8, 17)	74 (46, 105)	1.5 (0.9, 2.2)	1 (0.7, 1.7)	1.1 (0.7, 1.5)	1.3 (0.8, 1.9)
Angola															
Under age 70	5950000	2.5 (1.9, 3.1)	131 (121, 140)	1 (1, 2)	1 (1, 2)	1 (0, 1)	3 (2, 4)	0 (0, 0)	0 (0, 0)	0 (0, 0)	1 (0, 1)	0.0 (0.0, 0.1)	0 (0.0, 0.1)	0.0 (0.0, 0.0)	0.0 (0.0, 0.1)
Age 70 and over	473000	2.5 (1.9, 3.2)	150 (134, 167)	1 (0, 1)	1 (1, 1)	0 (0, 1)	2 (1, 3)	2 (1, 2)	2 (1, 3)	1 (0, 1)	4 (3, 6)	0.0 (0.0, 0.0)	0 (0.0, 0.0)	0.0 (0.0, 0.0)	0.0 (0.0, 0.0)
Overall	6420000	2.5 (1.9, 3.2)	141 (128, 154)	2 (1, 3)	2 (1, 3)	1 (1, 1)	5 (3, 7)	0 (0, 0)	0 (0, 1)	0 (0, 0)	1 (1, 1)	0.0 (0.0, 0.0)	0 (0.0, 0.1)	0.0 (0.0, 0.0)	0.0 (0.0, 0.0)
Antigua and Barbuda															
Under age 70	40200	2.7 (2.0, 3.4)	128 (119, 138)	0 (0, 0)	0 (0, 0)	0 (0, 0)	0 (0, 0)	0 (0, 1)	0 (0, 0)	0 (0, 0)	1 (1, 1)	0.1 (0.1, 0.2)	0 (0.1, 0.2)	0.1 (0.1, 0.1)	0.1 (0.1, 0.2)
Age 70 and over	7030	2.7 (2.0, 3.4)	147 (131, 163)	0 (0, 0)	0 (0, 0)	0 (0, 0)	0 (0, 0)	4 (2, 7)	3 (2, 5)	3 (2, 5)	11 (7, 15)	0.0 (0.0, 0.1)	0 (0.0, 0.1)	0.1 (0.0, 0.1)	0.1 (0.0, 0.1)
Overall	47300	2.7 (2.0, 3.4)	138 (125, 150)	0 (0, 0)	0 (0, 0)	0 (0, 0)	0 (0, 0)	1 (1, 1)	1 (0, 1)	1 (1, 1)	2 (2, 3)	0.1 (0.0, 0.1)	0 (0.0, 0.1)	0.1 (0.0, 0.1)	0.1 (0.0, 0.1)
Argentina															
Under age 70	19400000	3.0 (2.9, 3.2)	123 (114, 132)	50 (32, 72)	37 (24, 52)	24 (16, 33)	112 (75, 153)	3 (2, 4)	2 (1, 3)	1 (1, 2)	6 (4, 8)	0.6 (0.3, 0.8)	1 (0.4, 0.9)	0.4 (0.3, 0.6)	0.6 (0.4, 0.8)
Age 70 and over	4280000	3.0 (2.9, 3.2)	137 (122, 152)	81 (48, 123)	47 (30, 67)	56 (37, 76)	184 (118, 259)	19 (11, 29)	11 (7, 16)	13 (9, 18)	43 (28, 61)	0.2 (0.1, 0.3)	0 (0.1, 0.3)	0.2 (0.1, 0.3)	0.2 (0.1, 0.3)
Overall	23600000	3.0 (2.9, 3.2)	130 (118, 142)	131 (82, 189)	84 (56, 114)	80 (54, 108)	296 (194, 406)	6 (3, 8)	4 (2, 5)	3 (2, 5)	13 (8, 17)	0.3 (0.2, 0.4)	0 (0.2, 0.4)	0.2 (0.1, 0.3)	0.3 (0.2, 0.4)
Armenia															
Under age 70	1550000	5.0 (3.8, 6.2)	133 (126, 140)	204 (131, 285)	91 (60, 125)	37 (25, 49)	332 (216, 450)	131 (84, 184)	59 (39, 81)	24 (16, 32)	214 (139, 290)	11.6 (7.4, 16.3)	15 (9.9, 20.7)	10.4 (7.0, 13.9)	12.5 (8.1, 16.9)
Age 70 and over	344000	5.0 (3.8, 6.2)	151 (138, 164)	419 (251, 625)	194 (124, 276)	60 (39, 82)	674 (416, 951)	1220 (730, 1816)	565 (360, 806)	176 (115, 240)	1960 (1209, 2766)	5.1 (3.0, 7.6)	5 (3.4, 7.5)	7.5 (4.9, 10.2)	5.3 (3.3, 7.5)
Overall	1900000	5.0 (3.8, 6.2)	142 (132, 152)	623 (394, 882)	285 (184, 391)	97 (65, 131)	1006 (649, 1380)	329 (208, 465)	150 (97, 207)	51 (34, 69)	530 (342, 731)	6.2 (3.9, 8.8)	7 (4.3, 9.2)	8.4 (5.6, 11.3)	6.6 (4.2, 9.1)
Australia															
Under age 70	11500000	3.4 (3.2, 3.7)	120 (114, 127)	59 (37, 85)	16 (10, 23)	12 (8, 16)	87 (57, 120)	5 (3, 7)	1 (1, 2)	1 (1, 1)	8 (5, 11)	1.8 (1.1, 2.6)	2 (1.3, 2.9)	1.0 (0.7, 1.3)	1.7 (1.1, 2.4)
Age 70 and over	3010000	3.5 (3.3, 3.7)	140 (131, 150)	171 (93, 273)	63 (39, 95)	43 (29, 59)	278 (170, 409)	57 (31, 91)	21 (13, 32)	14 (10, 19)	92 (57, 136)	0.6 (0.3, 1.0)	0 (0.3, 0.7)	0.4 (0.3, 0.6)	0.6 (0.3, 0.8)

Overall	14500000	3.5 (3.2, 3.7)	130 (122, 138)	230 (136, 343)	80 (51, 117)	55 (38, 74)	364 (232, 516)	16 (9, 24)	5 (3, 8)	4 (3, 5)	25 (16, 36)	0.7 (0.4, 1.1)	1 (0.4, 0.8)	0.5 (0.3, 0.7)	0.7 (0.4, 0.9)
Austria															
Under age 70	4640000	4.0 (3.5, 4.5)	127 (118, 135)	68 (43, 98)	24 (16, 34)	19 (13, 25)	111 (74, 154)	15 (9, 21)	5 (3, 7)	4 (3, 5)	24 (16, 33)	4.5 (2.9, 6.5)	6 (3.6, 7.9)	3.5 (2.4, 4.6)	4.6 (3.1, 6.4)
Age 70 and over	1490000	4.0 (3.5, 4.5)	142 (128, 157)	253 (141, 391)	92 (56, 132)	120 (79, 166)	465 (295, 674)	170 (95, 263)	62 (38, 89)	81 (53, 112)	313 (198, 453)	1.5 (0.8, 2.3)	1 (0.8, 1.9)	1.4 (0.9, 2.0)	1.5 (0.9, 2.2)
Overall	6120000	4.0 (3.5, 4.5)	134 (123, 146)	321 (189, 479)	117 (73, 165)	139 (92, 190)	577 (372, 809)	52 (31, 78)	19 (12, 27)	23 (15, 31)	94 (61, 132)	1.7 (1.0, 2.6)	2 (1.0, 2.2)	1.6 (1.0, 2.1)	1.7 (1.1, 2.4)
Azerbaijan															
Under age 70	4740000	5.1 (3.9, 6.3)	129 (123, 136)	593 (387, 839)	293 (193, 401)	146 (96, 197)	1032 (683, 1409)	125 (82, 177)	62 (41, 85)	31 (20, 42)	218 (144, 298)	11.6 (7.6, 16.5)	15 (10.1, 21.1)	9.6 (6.3, 12.9)	12.4 (8.2, 17.0)
Age 70 and over	602000	5.1 (3.9, 6.4)	146 (134, 158)	789 (488, 1126)	399 (257, 556)	159 (105, 216)	1347 (860, 1868)	1310 (810, 1869)	663 (427, 925)	264 (174, 360)	2237 (1429, 3103)	5.8 (3.6, 8.3)	6 (4.0, 8.7)	6.8 (4.5, 9.2)	6.1 (3.9, 8.5)
Overall	5340000	5.1 (3.9, 6.4)	138 (129, 147)	1382 (901, 1945)	692 (455, 947)	306 (203, 410)	2380 (1570, 3227)	259 (169, 364)	130 (85, 178)	57 (38, 77)	446 (294, 605)	7.4 (4.8, 10.4)	8 (5.5, 11.5)	7.9 (5.2, 10.6)	7.8 (5.2, 10.6)
Bahamas															
Under age 70	182000	3.0 (2.2, 3.8)	127 (118, 137)	0 (0, 0)	0 (0, 0)	0 (0, 0)	1 (1, 1)	2 (1, 2)	1 (1, 1)	2 (1, 2)	4 (3, 6)	0.6 (0.4, 0.8)	1 (0.5, 1.1)	0.6 (0.4, 0.8)	0.6 (0.4, 0.9)
Age 70 and over	23400	3.0 (2.3, 3.8)	146 (130, 161)	0 (0, 0)	0 (0, 0)	0 (0, 0)	1 (1, 1)	12 (7, 17)	8 (5, 12)	15 (10, 21)	35 (22, 48)	0.2 (0.1, 0.4)	0 (0.2, 0.3)	0.3 (0.2, 0.5)	0.3 (0.2, 0.4)
Overall	205000	3.0 (2.3, 3.8)	137 (124, 149)	1 (0, 1)	0 (0, 1)	1 (0, 1)	2 (1, 2)	3 (2, 4)	2 (1, 3)	3 (2, 5)	8 (5, 11)	0.3 (0.2, 0.5)	0 (0.2, 0.5)	0.4 (0.3, 0.6)	0.4 (0.3, 0.5)
Bahrain															
Under age 70	795000	5.3 (4.6, 6.0)	129 (121, 137)	23 (15, 33)	11 (7, 16)	9 (6, 13)	44 (29, 60)	29 (18, 41)	14 (9, 20)	12 (8, 16)	55 (36, 75)	13.1 (8.3, 18.6)	17 (11.3, 23.9)	10.2 (6.5, 13.8)	13.7 (8.9, 18.6)
Age 70 and over	26000	5.4 (4.7, 6.1)	147 (133, 161)	11 (7, 15)	6 (4, 8)	5 (3, 6)	22 (14, 30)	424 (272, 592)	232 (149, 322)	180 (118, 244)	836 (541, 1152)	6.9 (4.4, 9.7)	7 (4.7, 10.1)	6.2 (4.1, 8.4)	7.1 (4.6, 9.8)
Overall	821000	5.4 (4.6, 6.1)	138 (127, 149)	34 (22, 47)	17 (11, 24)	14 (9, 19)	66 (43, 89)	42 (27, 57)	21 (14, 29)	17 (11, 23)	80 (53, 109)	10.2 (6.6, 14.0)	12 (7.7, 15.9)	8.4 (5.5, 11.4)	10.5 (6.9, 14.2)
Bangladesh															
Under age 70	65200000	3.6 (2.7, 4.4)	124 (115, 134)	381 (241, 556)	219 (140, 307)	309 (195, 428)	909 (583, 1258)	6 (4, 9)	3 (2, 5)	5 (3, 7)	14 (9, 19)	2.1 (1.4, 3.1)	3 (1.8, 3.9)	1.6 (1.0, 2.2)	2.2 (1.4, 3.0)
Age 70 and over	6820000	3.6 (2.7, 4.5)	141 (125, 157)	349 (218, 502)	378 (241, 526)	381 (247, 526)	1108 (711, 1527)	51 (32, 74)	55 (35, 77)	56 (36, 77)	163 (104, 224)	1.2 (0.7, 1.7)	1 (0.7, 1.5)	1.1 (0.7, 1.6)	1.2 (0.8, 1.6)
Overall	72000000	3.6 (2.7, 4.5)	133 (120, 146)	730 (462, 1032)	598 (388, 833)	690 (445, 953)	2018 (1296, 2767)	10 (6, 14)	8 (5, 12)	10 (6, 13)	28 (18, 38)	1.5 (1.0, 2.2)	1 (0.9, 1.9)	1.3 (0.8, 1.8)	1.5 (0.9, 2.0)
Barbados															
Under age 70	155000	3.4 (3.0, 3.9)	128 (119, 136)	1 (1, 1)	1 (0, 1)	1 (0, 1)	2 (2, 3)	6 (4, 8)	4 (3, 6)	4 (3, 6)	15 (10, 20)	1.8 (1.1, 2.6)	2 (1.6, 3.5)	1.4 (0.9, 1.8)	1.9 (1.2, 2.5)
Age 70 and over	31200	3.5 (3.0, 3.9)	149 (137, 161)	2 (1, 2)	1 (1, 2)	1 (1, 2)	4 (3, 6)	50 (29, 76)	43 (26, 62)	37 (24, 52)	130 (81, 183)	0.7 (0.4, 1.0)	1 (0.4, 0.9)	0.7 (0.5, 1.0)	0.7 (0.4, 1.0)
Overall	186000	3.5 (3.0, 3.9)	138 (128, 148)	2 (1, 3)	2 (1, 3)	2 (1, 3)	6 (4, 9)	13 (8, 19)	11 (7, 15)	10 (7, 14)	34 (22, 47)	0.9 (0.5, 1.2)	1 (0.5, 1.1)	0.9 (0.6, 1.2)	0.9 (0.6, 1.2)
Belarus															
Under age 70	5480000	4.4 (3.3, 5.4)	132 (123, 141)	854 (543, 1198)	407 (270, 558)	130 (87, 175)	1391 (906, 1915)	156 (99, 219)	74 (49, 102)	24 (16, 32)	254 (165, 350)	7.4 (4.7, 10.4)	10 (6.4, 13.3)	5.3 (3.6, 7.2)	7.8 (5.1, 10.8)
Age 70 and over	1310000	4.4 (3.4, 5.5)	152 (137, 167)	1561 (930, 2300)	565 (358, 796)	98 (66, 134)	2225 (1371, 3185)	1188 (708, 1752)	430 (273, 608)	75 (50, 102)	1693 (1043, 2430)	3.1 (1.8, 4.6)	3 (2.0, 4.5)	4.0 (2.7, 5.5)	3.2 (2.0, 4.6)
Overall	6790000	4.4 (3.3, 5.5)	142 (130, 154)	2415 (1543, 3414)	972 (638, 1335)	228 (154, 308)	3616 (2369, 5044)	356 (227, 503)	143 (94, 198)	34 (23, 45)	532 (349, 743)	3.9 (2.5, 5.5)	4 (2.9, 6.2)	4.7 (3.1, 6.3)	4.1 (2.7, 5.7)
Belgium															
Under age 70	5820000	3.5 (3.1, 3.8)	124 (116, 131)	44 (28, 64)	17 (11, 24)	11 (8, 14)	72 (47, 100)	8 (5, 11)	3 (2, 4)	2 (1, 2)	12 (8, 17)	2.0 (1.2, 2.9)	2 (1.5, 3.2)	1.2 (0.9, 1.6)	1.9 (1.3, 2.7)
Age 70 and over	1870000	3.5 (3.2, 3.8)	139 (127, 151)	110 (61, 171)	53 (32, 75)	47 (31, 65)	210 (129, 298)	59 (32, 91)	28 (17, 40)	25 (16, 35)	112 (69, 159)	0.6 (0.4, 1.0)	1 (0.3, 0.8)	0.5 (0.3, 0.6)	0.6 (0.4, 0.8)
Overall	7700000	3.5 (3.1, 3.8)	131 (122, 141)	154 (92, 227)	70 (44, 98)	58 (39, 79)	281 (178, 394)	20 (12, 30)	9 (6, 13)	8 (5, 10)	37 (23, 51)	0.8 (0.5, 1.2)	1 (0.4, 0.9)	0.5 (0.3, 0.7)	0.7 (0.5, 1.0)
Belize															
Under age 70	124000	2.6 (2.2, 3.1)	124 (116, 131)	0 (0, 0)	0 (0, 0)	0 (0, 0)	0 (0, 0)	0 (0, 0)	0 (0, 0)	0 (0, 0)	1 (0, 1)	0.1 (0.0, 0.1)	0 (0.1, 0.1)	0.1 (0.0, 0.1)	0.1 (0.0, 0.1)
Age 70 and over	12300	2.7 (2.2, 3.1)	142 (131, 153)	0 (0, 0)	0 (0, 0)	0 (0, 0)	0 (0, 0)	4 (2, 6)	2 (1, 3)	2 (1, 3)	8 (5, 11)	0.0 (0.0, 0.0)	0 (0.0, 0.0)	0.0 (0.0, 0.1)	0.0 (0.0, 0.0)
Overall	136000	2.6 (2.2, 3.1)	133 (124, 142)	0 (0, 0)	0 (0, 0)	0 (0, 0)	0 (0, 0)	1 (0, 1)	0 (0, 0)	0 (0, 0)	1 (1, 2)	0.0 (0.0, 0.1)	0 (0.0, 0.1)	0.0 (0.0, 0.1)	0.0 (0.0, 0.1)
Benin															
Under age 70	2970000	2.9 (2.3, 3.4)	131 (125, 136)	4 (2, 5)	6 (4, 9)	2 (1, 2)	11 (7, 16)	1 (1, 2)	2 (1, 3)	1 (0, 1)	4 (2, 5)	0.4 (0.2, 0.6)	1 (0.3, 0.8)	0.3 (0.2, 0.4)	0.4 (0.3, 0.6)
Age 70 and over	269000	2.9 (2.4, 3.4)	150 (140, 160)	3 (2, 4)	4 (3, 6)	1 (1, 2)	9 (5, 12)	11 (7, 15)	17 (11, 24)	5 (3, 7)	32 (20, 45)	0.2 (0.1, 0.3)	0 (0.1, 0.3)	0.2 (0.1, 0.2)	0.2 (0.1, 0.3)
Overall	3240000	2.9 (2.4, 3.4)	140 (133, 148)	6 (4, 9)	11 (7, 15)	3 (2, 4)	20 (13, 28)	2 (1, 3)	3 (2, 5)	1 (1, 1)	6 (4, 9)	0.3 (0.2, 0.4)	0 (0.2, 0.5)	0.2 (0.1, 0.3)	0.3 (0.2, 0.4)
Bhutan															
Under age 70	321000	3.6 (2.8, 4.5)	125 (118, 133)	3 (2, 4)	2 (1, 2)	2 (1, 2)	6 (4, 8)	9 (5, 13)	5 (3, 7)	5 (3, 6)	18 (12, 25)	2.5 (1.5, 3.5)	3 (2.0, 4.3)	2.1 (1.3, 2.8)	2.6 (1.7, 3.6)
Age 70 and over	34700	3.7 (2.8, 4.5)	142 (129, 154)	3 (2, 4)	2 (1, 3)	2 (1, 3)	7 (5, 10)	84 (53, 119)	67 (43, 92)	56 (37, 78)	207 (132, 283)	1.3 (0.8, 1.8)	1 (0.8, 1.7)	1.5 (1.0, 2.0)	1.4 (0.9, 1.9)
Overall	356000	3.7 (2.8, 4.5)	133 (123, 144)	6 (4, 8)	4 (3, 5)	3 (2, 5)	13 (8, 18)	16 (10, 22)	11 (7, 15)	10 (6, 13)	37 (24, 50)	1.7 (1.1, 2.4)	2 (1.1, 2.3)	1.7 (1.1, 2.3)	1.7 (1.1, 2.4)
Bolivia															
Under age 70	3890000	3.6 (2.8, 4.5)	124 (114, 134)	29 (18, 41)	34 (21, 48)	14 (9, 19)	77 (49, 106)	8 (5, 11)	9 (5, 12)	4 (2, 5)	20 (13, 27)	2.1 (1.3, 3.0)	3 (1.8, 4.1)	1.9 (1.2, 2.6)	2.4 (1.5, 3.4)
Age 70 and over	465000	3.6 (2.8, 4.5)	141 (124, 158)	35 (22, 49)	32 (21, 45)	18 (12, 25)	86 (56, 118)	76 (48, 107)	69 (45, 96)	40 (26, 54)	184 (121, 255)	1.1 (0.7, 1.5)	1 (0.8, 1.7)	1.2 (0.8, 1.6)	1.2 (0.8, 1.6)
Overall	4350000	3.6 (2.8, 4.5)	133 (119, 146)	64 (41, 89)	66 (42, 92)	32 (21, 44)	162 (106, 221)	15 (9, 21)	15 (10, 21)	7 (5, 10)	37 (24, 51)	1.4 (0.9, 1.9)	2 (1.1, 2.4)	1.4 (0.9, 1.9)	1.6 (1.0, 2.1)
Bosnia and Herzegovina															
Under age 70	2150000	3.5 (2.6, 4.4)	132 (125, 140)	32 (21, 45)	23 (15, 32)	8 (5, 10)	62 (42, 85)	15 (10, 21)	11 (7, 15)	4 (2, 5)	29 (20, 40)	2.1 (1.4, 3.0)	3 (1.8, 3.7)	1.5 (1.0, 2.0)	2.2 (1.5, 3.0)
Age 70 and over	528000	3.5 (2.6, 4.4)	154 (140, 167)	67 (41, 97)	70 (44, 100)	16 (10, 22)	153 (97, 214)	127 (77, 184)	133 (84, 189)	30 (19, 41)	290 (184, 406)	0.9 (0.6, 1.4)	1 (0.6, 1.3)	0.8 (0.5, 1.1)	0.9 (0.6, 1.3)
Overall	2680000	3.5 (2.6, 4.4)	143 (132, 153)	99 (62, 139)	93 (61, 130)	23 (16, 32)	215 (141, 297)	37 (23, 52)	35 (23, 48)	9 (6, 12)	80 (53, 111)	1.1 (0.7, 1.6)	1 (0.7, 1.5)	0.9 (0.6, 1.3)	1.1 (0.7, 1.5)
Botswana															
Under age 70	830000	2.5 (1.9, 3.1)	132 (127, 138)	0 (0, 0)	0 (0, 0)	0 (0, 0)	0 (0, 1)	0 (0, 0)	0 (0, 0)	0 (0, 0)	1 (0, 1)	0.1 (0.0, 0.1)	0 (0.0, 0.1)	0.1 (0.0, 0.1)	0.1 (0.0, 0.1)
Age 70 and over	80100	2.6 (2.0, 3.2)	150 (139, 161)	0 (0, 0)	0 (0, 0)	0 (0, 0)	0 (0, 0)	1 (1, 1)	1 (1, 2)	1 (1, 2)	4 (2, 5)	0.0 (0.0, 0.0)	0 (0.0, 0.0)	0.0 (0.0, 0.0)	0.0 (0.0, 0.0)
Overall	910000	2.5 (1.9, 3.2)	141 (133, 150)	0 (0, 0)	0 (0, 0)	0 (0, 0)	1 (0, 1)	0 (0, 0)	0 (0, 0)	0 (0, 0)	1 (0, 1)	0.0 (0.0, 0.1)	0 (0.0, 0.1)	0.0 (0.0, 0.1)	0.0 (0.0, 0.1)
Brazil															
Under age 70	98100000	4.1 (3.9, 4.4)	128 (123, 133)	2586 (1681, 3639)	2452 (1600, 3377)	1431 (953, 1917)	6469 (4327, 8867)	26 (17, 37)	25 (16, 34)	15 (10, 20)	66 (44, 90)	5.3 (3.5, 7.5)	7 (4.6, 9.7)	4.6 (3.1, 6.2)	5.9 (3.9, 8.1)
Age 70 and over	13700000	4.2 (4.0, 4.4)	146 (139, 154)	2805 (1728, 4070)	2627 (1687, 3676)	2053 (1361, 2800)	7486 (4840, 10375)	205 (127, 299)	192 (124, 271)	150 (100, 206)	548 (355, 761)	2.5 (1.5, 3.6)	2 (1.6, 3.5)	2.6 (1.7, 3.6)	2.6 (1.7, 3.6)
Overall	112000000	4.2 (3.9, 4.4)	137 (131, 144)	5391 (3521, 7548)	5079 (3329, 7001)	3484 (2339, 4703)	13954 (9168, 19198)	48 (31, 68)	45 (30, 63)	31 (21, 42)	125 (82, 172)	3.3 (2.2, 4.7)	4 (2.4, 5.0)	3.2 (2.1, 4.3)	3.5 (2.3, 4.9)
Brunei Darussalam															
Under age 70	214000	4.4 (3.3, 5.5)	123 (114, 132)	5 (3, 8)	4 (2, 5)	1 (1, 2)	10 (7, 14)	26 (16, 37)	17 (11, 24)	6 (4, 8)	48 (32, 68)	6.4 (4.1, 9.2)	8 (5.4, 11.9)	4.9 (3.2, 6.6)	6.9 (4.5, 9.7)
Age 70 and over	14200	4.5 (3.4, 5.6)	139 (123, 155)	4 (2, 6)	3 (2, 4)	1 (1, 2)	8 (5, 11)	282 (171, 406)	206 (129, 290)	91 (61, 124)	579 (368, 809)	3.0 (1.8, 4.4)	3 (1.9, 4.2)	3.0 (2.0, 4.1)	3.1 (1.9, 4.3)
Overall	228000	4.5 (3.4, 5.5)	131 (119, 144)	9 (6, 14)	7 (4, 9)	2 (2, 3)	19 (12, 26)	42 (26, 59)	29 (19, 40)	11 (7, 15)	81 (53, 113)	4.4 (2.8, 6.2)	5 (3.0, 6.4)	3.7 (2.5, 4.9)	4.4 (2.9, 6.2)
Bulgaria															
Under age 70	4280000	3.6 (3.3, 4.0)	130 (122, 138)	155 (95, 220)	128 (84, 177)	87 (59, 116)	370 (242, 499)	36 (22, 51)	30 (20, 41)	20 (14, 27)	86 (57, 117)	3.0 (1.8, 4.2)	4 (2.6, 5.4)	2.9 (2.0, 3.9)	3.4 (2.2, 4.5)
Age 70 and over	1330000	3.7 (3.3, 4.0)	150 (137, 163)	313 (189, 465)	282 (177, 391)	181 (118, 248)	776 (491, 1082)	236 (142, 354)	212 (133, 294)	136 (89, 187)	584 (369, 816)	1.1 (0.7, 1.7)	1 (0.7, 1.6)	1.4 (0.9, 1.9)	1.2 (0.8, 1.7)
Overall	5610000	3.7 (3.3, 4.0)	140 (130, 151)	469 (298, 671)	409 (263, 565)	268 (179, 364)	1146 (745, 1564)	84 (53, 120)	73 (47, 101)	48 (32, 65)	204 (133, 279)	1.4 (0.9, 2.1)	1 (1.0, 2.0)	1.7 (1.1, 2.3)	1.6 (1.0, 2.1)
Burkina Faso															
Under age 70	5310000	2.9 (2.2, 3.6)	130 (121, 139)	7 (4, 10)	14 (9, 20)	3 (2, 4)	24 (15, 34)	1 (1, 2)	3 (2, 4)	1 (0, 1)	5 (3, 6)	0.5 (0.3, 0.7)	1 (0.4, 1.0)	0.3 (0.2, 0.4)	0.5 (0.3, 0.8)

Age 70 and over	365000	2.9 (2.2, 3.6)	150 (134, 165)	5 (3, 7)	9 (6, 13)	2 (1, 3)	16 (11, 23)	14 (9, 20)	25 (16, 35)	6 (4, 8)	45 (29, 62)	0.3 (0.2, 0.4)	0 (0.2, 0.4)	0.2 (0.1, 0.3)	0.3 (0.2, 0.4)
Overall	5680000	2.9 (2.2, 3.6)	140 (127, 152)	12 (8, 17)	23 (15, 32)	5 (3, 7)	40 (26, 56)	2 (1, 3)	4 (3, 6)	1 (1, 1)	7 (5, 10)	0.4 (0.2, 0.5)	0 (0.3, 0.7)	0.3 (0.2, 0.4)	0.4 (0.3, 0.6)
Burundi															
Under age 70	3070000	1.7 (1.3, 2.2)	134 (124, 144)	0 (0, 0)	0 (0, 0)	0 (0, 0)	0 (0, 0)	0 (0, 0)	0 (0, 0)	0 (0, 0)	0 (0, 0)	0.0 (0.0, 0.0)	0 (0.0, 0.0)	0.0 (0.0, 0.0)	0.0 (0.0, 0.0)
Age 70 and over	240000	1.8 (1.3, 2.2)	155 (138, 171)	0 (0, 0)	0 (0, 0)	0 (0, 0)	0 (0, 0)	0 (0, 0)	0 (0, 0)	0 (0, 0)	0 (0, 0)	0.0 (0.0, 0.0)	0 (0.0, 0.0)	0.0 (0.0, 0.0)	0.0 (0.0, 0.0)
Overall	3310000	1.7 (1.3, 2.2)	144 (131, 158)	0 (0, 0)	0 (0, 0)	0 (0, 0)	0 (0, 0)	0 (0, 0)	0 (0, 0)	0 (0, 0)	0 (0, 0)	0.0 (0.0, 0.0)	0 (0.0, 0.0)	0.0 (0.0, 0.0)	0.0 (0.0, 0.0)
Cambodia															
Under age 70	5940000	4.4 (3.4, 5.5)	120 (115, 125)	297 (193, 419)	314 (198, 437)	137 (89, 188)	749 (483, 1023)	50 (32, 71)	53 (33, 74)	23 (15, 32)	126 (81, 173)	6.3 (4.1, 8.9)	9 (5.4, 11.9)	5.2 (3.4, 7.1)	7.0 (4.5, 9.6)
Age 70 and over	538000	4.5 (3.4, 5.5)	131 (121, 141)	196 (126, 274)	210 (131, 293)	99 (63, 136)	505 (323, 683)	364 (235, 510)	390 (244, 545)	184 (117, 253)	938 (600, 1282)	3.2 (2.1, 4.5)	4 (2.3, 5.2)	3.6 (2.3, 5.0)	3.6 (2.3, 4.9)
Overall	6480000	4.5 (3.4, 5.5)	126 (118, 133)	493 (322, 686)	524 (337, 722)	236 (152, 323)	1253 (808, 1706)	76 (50, 106)	81 (52, 112)	36 (23, 50)	193 (125, 266)	4.6 (3.0, 6.3)	6 (3.6, 7.8)	4.4 (2.8, 6.0)	5.1 (3.3, 7.0)
Cameroon															
Under age 70	6900000	2.1 (1.7, 2.5)	129 (122, 135)	0 (0, 0)	0 (0, 0)	0 (0, 0)	0 (0, 0)	0 (0, 0)	0 (0, 0)	0 (0, 0)	0 (0, 0)	0.0 (0.0, 0.0)	0 (0.0, 0.0)	0.0 (0.0, 0.0)	0.0 (0.0, 0.0)
Age 70 and over	688000	2.1 (1.7, 2.5)	146 (135, 156)	0 (0, 0)	0 (0, 0)	0 (0, 0)	0 (0, 0)	0 (0, 0)	0 (0, 0)	0 (0, 0)	0 (0, 0)	0.0 (0.0, 0.0)	0 (0.0, 0.0)	0.0 (0.0, 0.0)	0.0 (0.0, 0.0)
Overall	7590000	2.1 (1.7, 2.5)	137 (129, 146)	0 (0, 0)	0 (0, 0)	0 (0, 0)	0 (0, 0)	0 (0, 0)	0 (0, 0)	0 (0, 0)	0 (0, 0)	0.0 (0.0, 0.0)	0 (0.0, 0.0)	0.0 (0.0, 0.0)	0.0 (0.0, 0.0)
Canada															
Under age 70	18700000	3.7 (3.5, 3.9)	120 (113, 126)	215 (136, 309)	49 (32, 69)	37 (26, 49)	302 (197, 424)	12 (7, 17)	3 (2, 4)	2 (1, 3)	16 (11, 23)	3.0 (1.9, 4.3)	4 (2.3, 5.0)	1.8 (1.2, 2.4)	2.9 (1.9, 4.1)
Age 70 and over	4810000	3.7 (3.5, 4.0)	133 (122, 143)	484 (279, 761)	139 (86, 202)	99 (66, 132)	722 (452, 1062)	101 (58, 158)	29 (18, 42)	20 (14, 28)	150 (94, 221)	1.0 (0.6, 1.5)	1 (0.5, 1.1)	0.7 (0.5, 1.0)	0.9 (0.6, 1.3)
Overall	23500000	3.7 (3.5, 3.9)	126 (118, 135)	699 (437, 1024)	188 (120, 266)	136 (92, 180)	1024 (662, 1440)	30 (19, 44)	8 (5, 11)	6 (4, 8)	44 (28, 61)	1.2 (0.8, 1.8)	1 (0.6, 1.4)	0.9 (0.6, 1.1)	1.1 (0.7, 1.6)
Cape Verde															
Under age 70	195000	3.3 (2.5, 4.1)	135 (129, 141)	1 (1, 1)	2 (1, 2)	0 (0, 1)	3 (2, 4)	5 (3, 7)	9 (5, 13)	2 (2, 3)	16 (10, 22)	2.0 (1.2, 3.1)	3 (1.7, 3.9)	1.4 (0.9, 2.0)	2.3 (1.4, 3.2)
Age 70 and over	29300	3.3 (2.5, 4.1)	152 (141, 163)	1 (1, 2)	3 (2, 4)	1 (1, 1)	5 (3, 7)	42 (26, 62)	93 (57, 130)	28 (18, 39)	164 (102, 229)	0.9 (0.6, 1.4)	1 (0.6, 1.3)	0.8 (0.5, 1.0)	0.9 (0.6, 1.3)
Overall	224000	3.3 (2.5, 4.1)	144 (135, 152)	2 (1, 3)	4 (3, 6)	1 (1, 2)	8 (5, 11)	10 (6, 14)	20 (12, 27)	6 (4, 8)	35 (22, 49)	1.2 (0.7, 1.7)	1 (0.8, 1.7)	0.9 (0.6, 1.3)	1.2 (0.7, 1.7)
Central African Republic															
Under age 70	1540000	2.8 (2.1, 3.5)	131 (121, 141)	3 (2, 5)	4 (2, 6)	2 (1, 2)	9 (6, 13)	2 (1, 3)	3 (2, 4)	1 (1, 2)	6 (4, 8)	0.4 (0.2, 0.6)	0 (0.3, 0.7)	0.3 (0.2, 0.4)	0.4 (0.3, 0.6)
Age 70 and over	175000	2.8 (2.1, 3.5)	151 (134, 167)	3 (2, 4)	4 (2, 5)	2 (1, 2)	8 (5, 11)	16 (10, 23)	22 (14, 31)	9 (6, 12)	47 (30, 66)	0.2 (0.1, 0.3)	0 (0.1, 0.3)	0.2 (0.1, 0.2)	0.2 (0.1, 0.3)
Overall	1710000	2.8 (2.1, 3.5)	141 (128, 154)	6 (4, 9)	8 (5, 11)	3 (2, 4)	17 (11, 24)	4 (2, 5)	5 (3, 7)	2 (1, 3)	10 (6, 14)	0.3 (0.2, 0.4)	0 (0.2, 0.4)	0.2 (0.1, 0.3)	0.3 (0.2, 0.4)
Chad															
Under age 70	3590000	2.9 (2.2, 3.6)	129 (121, 136)	5 (3, 7)	8 (5, 12)	2 (1, 3)	15 (9, 21)	1 (1, 2)	2 (1, 3)	1 (0, 1)	4 (3, 6)	0.4 (0.3, 0.6)	1 (0.4, 0.9)	0.3 (0.2, 0.4)	0.5 (0.3, 0.7)
Age 70 and over	323000	2.9 (2.2, 3.6)	148 (135, 162)	3 (2, 5)	6 (4, 8)	2 (1, 2)	11 (7, 15)	11 (7, 15)	18 (11, 25)	5 (3, 7)	34 (21, 46)	0.2 (0.1, 0.3)	0 (0.2, 0.4)	0.2 (0.1, 0.2)	0.3 (0.2, 0.3)
Overall	3910000	2.9 (2.2, 3.6)	138 (128, 149)	8 (5, 11)	14 (9, 20)	4 (2, 5)	26 (16, 36)	2 (1, 3)	4 (2, 5)	1 (1, 1)	7 (4, 9)	0.3 (0.2, 0.4)	0 (0.2, 0.6)	0.2 (0.1, 0.3)	0.3 (0.2, 0.5)
Chile															
Under age 70	8490000	2.8 (2.1, 3.5)	128 (121, 135)	5 (3, 8)	4 (3, 6)	2 (2, 3)	12 (8, 16)	1 (0, 1)	1 (0, 1)	0 (0, 0)	1 (1, 2)	0.2 (0.2, 0.3)	0 (0.2, 0.4)	0.2 (0.1, 0.2)	0.2 (0.2, 0.3)
Age 70 and over	1580000	2.8 (2.2, 3.5)	151 (139, 162)	9 (5, 13)	7 (5, 10)	6 (4, 8)	22 (14, 31)	6 (3, 9)	5 (3, 7)	4 (2, 5)	14 (9, 19)	0.1 (0.1, 0.2)	0 (0.1, 0.1)	0.1 (0.1, 0.1)	0.1 (0.1, 0.1)
Overall	10100000	2.8 (2.2, 3.5)	139 (130, 149)	14 (9, 20)	12 (8, 16)	8 (5, 11)	34 (22, 46)	1 (1, 2)	1 (1, 2)	1 (1, 1)	3 (2, 5)	0.1 (0.1, 0.2)	0 (0.1, 0.2)	0.1 (0.1, 0.2)	0.1 (0.1, 0.2)
China															
Under age 70	745000000	4.8 (4.5, 5.2)	125 (122, 128)	21741 (14071, 30627)	53634 (34907, 73315)	11487 (7800, 15130)	86861 (58879, 116798)	29 (19, 41)	72 (47, 98)	15 (10, 20)	117 (79, 157)	9.6 (6.2, 13.5)	13 (8.6, 18.1)	8.0 (5.4, 10.5)	11.5 (7.8, 15.5)
Age 70 and over	110000000	4.9 (4.5, 5.2)	144 (138, 149)	32875 (19857, 47196)	68439 (43830, 97203)	19565 (13178, 26302)	120879 (78136, 166600)	299 (181, 430)	623 (399, 886)	178 (120, 240)	1100 (711, 1517)	4.6 (2.8, 6.6)	5 (3.3, 7.4)	5.2 (3.5, 7.1)	5.1 (3.3, 7.1)
Overall	855000000	4.9 (4.5, 5.2)	134 (130, 139)	54616 (35695, 75498)	122072 (80230, 166517)	31052 (21166, 41436)	207740 (138965, 280907)	64 (42, 89)	143 (94, 195)	36 (25, 49)	243 (163, 330)	5.8 (3.8, 8.0)	7 (4.7, 9.7)	6.0 (4.1, 8.0)	6.7 (4.5, 9.1)
Colombia															
Under age 70	21900000	4.1 (3.6, 4.6)	126 (121, 132)	370 (242, 500)	236 (158, 330)	138 (94, 183)	743 (504, 1001)	17 (11, 23)	11 (7, 15)	6 (4, 8)	34 (23, 46)	5.1 (3.4, 7.0)	7 (4.4, 9.1)	4.4 (3.0, 5.8)	5.5 (3.7, 7.4)
Age 70 and over	2600000	4.2 (3.7, 4.6)	147 (137, 157)	656 (408, 953)	339 (215, 471)	356 (234, 492)	1350 (863, 1878)	252 (157, 367)	130 (83, 181)	137 (90, 189)	519 (332, 723)	2.4 (1.5, 3.5)	2 (1.6, 3.4)	2.9 (1.9, 4.0)	2.6 (1.7, 3.7)
Overall	24500000	4.1 (3.6, 4.6)	137 (129, 144)	1026 (675, 1435)	574 (374, 795)	493 (327, 668)	2094 (1383, 2861)	42 (28, 59)	23 (15, 32)	20 (13, 27)	85 (56, 117)	3.0 (2.0, 4.2)	3 (2.1, 4.6)	3.2 (2.1, 4.4)	3.2 (2.1, 4.4)
Comoros															
Under age 70	268000	1.7 (1.3, 2.1)	132 (123, 142)	0 (0, 0)	0 (0, 0)	0 (0, 0)	0 (0, 0)	0 (0, 0)	0 (0, 0)	0 (0, 0)	0 (0, 0)	0.0 (0.0, 0.0)	0 (0.0, 0.0)	0.0 (0.0, 0.0)	0.0 (0.0, 0.0)
Age 70 and over	20000	1.7 (1.3, 2.1)	153 (137, 169)	0 (0, 0)	0 (0, 0)	0 (0, 0)	0 (0, 0)	0 (0, 0)	0 (0, 0)	0 (0, 0)	0 (0, 0)	0.0 (0.0, 0.0)	0 (0.0, 0.0)	0.0 (0.0, 0.0)	0.0 (0.0, 0.0)
Overall	288000	1.7 (1.3, 2.1)	143 (130, 155)	0 (0, 0)	0 (0, 0)	0 (0, 0)	0 (0, 0)	0 (0, 0)	0 (0, 0)	0 (0, 0)	0 (0, 0)	0.0 (0.0, 0.0)	0 (0.0, 0.0)	0.0 (0.0, 0.0)	0.0 (0.0, 0.0)
Congo															
Under age 70	1470000	2.3 (1.7, 2.8)	132 (123, 140)	0 (0, 0)	0 (0, 0)	0 (0, 0)	0 (0, 0)	0 (0, 0)	0 (0, 0)	0 (0, 0)	0 (0, 0)	0.0 (0.0, 0.0)	0 (0.0, 0.0)	0.0 (0.0, 0.0)	0.0 (0.0, 0.0)
Age 70 and over	148000	2.3 (1.7, 2.9)	152 (138, 167)	0 (0, 0)	0 (0, 0)	0 (0, 0)	0 (0, 0)	0 (0, 0)	0 (0, 0)	0 (0, 0)	0 (0, 1)	0.0 (0.0, 0.0)	0 (0.0, 0.0)	0.0 (0.0, 0.0)	0.0 (0.0, 0.0)
Overall	1620000	2.3 (1.7, 2.9)	142 (131, 153)	0 (0, 0)	0 (0, 0)	0 (0, 0)	0 (0, 0)	0 (0, 0)	0 (0, 0)	0 (0, 0)	0 (0, 0)	0.0 (0.0, 0.0)	0 (0.0, 0.0)	0.0 (0.0, 0.0)	0.0 (0.0, 0.0)
Costa Rica															
Under age 70	2310000	3.2 (2.4, 3.9)	124 (116, 132)	6 (4, 9)	2 (2, 3)	2 (2, 3)	11 (7, 15)	3 (2, 4)	1 (1, 1)	1 (1, 1)	5 (3, 6)	0.9 (0.6, 1.4)	1 (0.7, 1.6)	0.7 (0.5, 0.9)	0.9 (0.6, 1.3)
Age 70 and over	304000	3.2 (2.5, 4.0)	142 (129, 155)	9 (5, 15)	4 (2, 6)	5 (3, 7)	18 (11, 26)	31 (17, 48)	12 (7, 18)	17 (11, 23)	60 (37, 87)	0.4 (0.2, 0.6)	0 (0.2, 0.5)	0.5 (0.3, 0.6)	0.4 (0.2, 0.6)
Overall	2620000	3.2 (2.4, 4.0)	133 (123, 144)	16 (10, 23)	6 (4, 9)	7 (5, 10)	29 (18, 41)	6 (4, 9)	2 (1, 3)	3 (2, 4)	11 (7, 16)	0.5 (0.3, 0.7)	0 (0.3, 0.6)	0.5 (0.3, 0.7)	0.5 (0.3, 0.7)
Côte d'Ivoire															
Under age 70	6910000	2.8 (2.3, 3.3)	132 (125, 139)	12 (7, 17)	22 (13, 32)	5 (3, 7)	38 (23, 54)	2 (1, 3)	3 (2, 5)	1 (0, 1)	6 (3, 8)	0.4 (0.2, 0.6)	1 (0.3, 0.7)	0.3 (0.2, 0.4)	0.4 (0.3, 0.6)
Age 70 and over	747000	2.8 (2.4, 3.3)	152 (139, 164)	9 (6, 13)	16 (10, 22)	4 (2, 5)	28 (18, 39)	12 (8, 17)	21 (13, 29)	5 (3, 7)	38 (24, 52)	0.2 (0.1, 0.3)	0 (0.2, 0.3)	0.2 (0.1, 0.2)	0.2 (0.1, 0.3)
Overall	7650000	2.8 (2.4, 3.3)	142 (132, 152)	20 (13, 29)	38 (23, 53)	8 (5, 12)	67 (42, 92)	3 (2, 4)	5 (3, 7)	1 (1, 2)	9 (5, 12)	0.3 (0.2, 0.4)	0 (0.2, 0.5)	0.2 (0.1, 0.3)	0.3 (0.2, 0.4)
Croatia															
Under age 70	2450000	3.7 (2.9, 4.6)	132 (124, 140)	54 (34, 78)	38 (25, 52)	16 (11, 21)	108 (72, 149)	22 (14, 32)	15 (10, 21)	7 (4, 9)	44 (29, 61)	3.5 (2.2, 5.1)	5 (3.0, 6.2)	2.7 (1.9, 3.6)	3.7 (2.5, 5.2)
Age 70 and over	758000	3.8 (2.9, 4.6)	151 (139, 163)	156 (93, 235)	112 (70, 160)	61 (40, 84)	329 (204, 468)	206 (123, 310)	148 (92, 211)	80 (52, 111)	435 (270, 618)	1.3 (0.8, 2.0)	1 (0.8, 1.9)	1.5 (0.9, 2.0)	1.4 (0.8, 1.9)
Overall	3210000	3.7 (2.9, 4.6)	142 (132, 151)	210 (132, 305)	150 (96, 212)	77 (51, 106)	437 (281, 612)	66 (41, 95)	47 (30, 66)	24 (16, 33)	136 (87, 192)	1.5 (1.0, 2.2)	2 (1.0, 2.3)	1.6 (1.1, 2.2)	1.6 (1.0, 2.3)
Cuba															
Under age 70	6310000	2.6 (2.0, 3.3)	127 (117, 137)	3 (2, 4)	2 (1, 2)	1 (1, 1)	5 (4, 7)	0 (0, 1)	0 (0, 0)	0 (0, 0)	1 (1, 1)	0.1 (0.1, 0.1)	0 (0.1, 0.1)	0.1 (0.0, 0.1)	0.1 (0.1, 0.1)
Age 70 and over	1390000	2.7 (2.0, 3.3)	145 (129, 161)	6 (3, 9)	3 (2, 4)	1 (1, 2)	10 (6, 15)	4 (2, 7)	2 (1, 3)	1 (1, 1)	7 (4, 11)	0.0 (0.0, 0.1)	0 (0.0, 0.0)	0.0 (0.0, 0.0)	0.0 (0.0, 0.0)
Overall	7700000	2.7 (2.0, 3.3)	136 (123, 149)	9 (5, 13)	5 (3, 7)	2 (2, 3)	16 (10, 22)	1 (1, 2)	1 (0, 1)	0 (0, 0)	2 (1, 3)	0.0 (0.0, 0.1)	0 (0.0, 0.1)	0.0 (0.0, 0.1)	0.0 (0.0, 0.1)
Cyprus															
Under age 70	413000	4.1 (3.1, 5.1)	126 (117, 134)	10 (6, 14)	3 (2, 4)	2 (1, 3)	14 (10, 20)	24 (15, 34)	6 (4, 9)	5 (3, 6)	35 (23, 48)	5.3 (3.4, 7.5)	7 (4.5, 9.3)	3.2 (2.2, 4.2)	5.2 (3.5, 7.2)
Age 70 and over	85400	4.1 (3.1, 5.1)	143 (128, 157)	19 (11, 29)	8 (5, 12)	8 (5, 11)	35 (22, 49)	219 (128, 342)	99 (60, 146)	92 (60, 123)	409 (262, 580)	2.1 (1.2, 3.2)	2 (1.0, 2.5)	1.6 (1.1, 2.2)	1.9 (1.2, 2.7)
Overall	498000	4.1 (3.1, 5.1)	134 (123, 146)	29 (18, 41)	11 (7, 16)	10 (7, 13)	49 (32, 68)	57 (36, 84)	22 (14, 32)	20 (13, 26)	99 (64, 137)	2.6 (1.6, 3.8)	2 (1.3, 3.0)	1.8 (1.2, 2.4)	2.4 (1.5, 3.3)
Czech Republic															

Under age 70	6090000	4.0 (3.0, 5.0)	128 (123, 133)	209 (135, 304)	104 (68, 142)	55 (37, 73)	368 (243, 504)	34 (22, 50)	17 (11, 23)	9 (6, 12)	60 (40, 83)	5.1 (3.3, 7.5)	7 (4.4, 9.1)	3.7 (2.5, 4.9)	5.3 (3.5, 7.3)
Age 70 and over	1620000	4.0 (3.1, 5.0)	150 (140, 160)	498 (286, 767)	287 (179, 418)	107 (70, 146)	893 (559, 1300)	307 (177, 473)	177 (111, 258)	66 (43, 91)	551 (345, 802)	1.9 (1.1, 2.9)	2 (1.1, 2.5)	1.7 (1.1, 2.4)	1.9 (1.2, 2.7)
Overall	7710000	4.0 (3.1, 5.0)	139 (132, 146)	708 (437, 1040)	391 (250, 545)	162 (109, 218)	1261 (815, 1770)	92 (57, 135)	51 (32, 71)	21 (14, 28)	163 (106, 230)	2.3 (1.4, 3.4)	2 (1.4, 3.0)	2.1 (1.4, 2.9)	2.3 (1.5, 3.2)
Democratic People's Republic of Korea															
Under age 70	12500000	3.8 (2.8, 4.8)	123 (113, 133)	187 (116, 268)	426 (276, 597)	88 (59, 118)	701 (456, 963)	15 (9, 21)	34 (22, 48)	7 (5, 9)	56 (36, 77)	3.3 (2.1, 4.8)	5 (2.9, 6.3)	2.5 (1.7, 3.4)	3.9 (2.5, 5.3)
Age 70 and over	2310000	3.8 (2.8, 4.8)	138 (122, 155)	235 (147, 330)	483 (310, 666)	120 (79, 162)	839 (543, 1144)	102 (63, 143)	209 (134, 288)	52 (34, 70)	362 (234, 497)	1.5 (0.9, 2.0)	2 (1.1, 2.4)	1.5 (1.0, 2.1)	1.7 (1.1, 2.3)
Overall	14900000	3.8 (2.8, 4.8)	131 (117, 144)	422 (266, 585)	909 (590, 1239)	209 (138, 280)	1540 (984, 2081)	28 (18, 40)	61 (40, 83)	14 (9, 19)	104 (66, 140)	1.9 (1.2, 2.7)	2 (1.6, 3.4)	1.8 (1.2, 2.5)	2.3 (1.4, 3.0)
Democratic Republic of the Congo															
Under age 70	20300000	2.4 (1.8, 3.0)	130 (122, 138)	2 (1, 3)	3 (2, 4)	1 (1, 1)	6 (4, 9)	0 (0, 0)	0 (0, 0)	0 (0, 0)	0 (0, 0)	0.0 (0.0, 0.0)	0 (0.0, 0.0)	0.0 (0.0, 0.0)	0.0 (0.0, 0.0)
Age 70 and over	1760000	2.5 (1.9, 3.1)	151 (137, 165)	1 (1, 2)	2 (1, 3)	1 (0, 1)	4 (3, 6)	1 (0, 1)	1 (1, 2)	0 (0, 1)	2 (2, 3)	0.0 (0.0, 0.0)	0 (0.0, 0.0)	0.0 (0.0, 0.0)	0.0 (0.0, 0.0)
Overall	22100000	2.4 (1.8, 3.0)	141 (130, 152)	3 (2, 5)	5 (3, 7)	2 (1, 2)	10 (7, 14)	0 (0, 0)	0 (0, 0)	0 (0, 0)	0 (0, 1)	0.0 (0.0, 0.0)	0 (0.0, 0.0)	0.0 (0.0, 0.0)	0.0 (0.0, 0.0)
Denmark															
Under age 70	2930000	3.3 (2.8, 3.7)	123 (116, 130)	13 (9, 19)	7 (5, 10)	4 (3, 5)	24 (16, 33)	5 (3, 6)	2 (2, 3)	1 (1, 2)	8 (6, 11)	1.3 (0.8, 1.8)	2 (1.0, 2.1)	0.8 (0.6, 1.1)	1.3 (0.9, 1.7)
Age 70 and over	919000	3.3 (2.9, 3.8)	142 (131, 152)	40 (23, 61)	19 (12, 29)	13 (9, 17)	73 (45, 104)	44 (25, 67)	21 (13, 31)	14 (9, 19)	79 (49, 113)	0.4 (0.2, 0.7)	0 (0.2, 0.5)	0.3 (0.2, 0.4)	0.4 (0.3, 0.6)
Overall	3850000	3.3 (2.8, 3.7)	132 (124, 141)	54 (33, 79)	27 (17, 38)	17 (11, 22)	97 (62, 135)	14 (9, 21)	7 (4, 10)	4 (3, 6)	25 (16, 35)	0.5 (0.3, 0.8)	0 (0.3, 0.7)	0.4 (0.3, 0.5)	0.5 (0.3, 0.7)
Djibouti															
Under age 70	349000	2.4 (1.8, 3.0)	130 (121, 140)	0 (0, 0)	0 (0, 0)	0 (0, 0)	0 (0, 0)	0 (0, 0)	0 (0, 0)	0 (0, 0)	0 (0, 0)	0.0 (0.0, 0.0)	0 (0.0, 0.0)	0.0 (0.0, 0.0)	0.0 (0.0, 0.0)
Age 70 and over	29400	2.4 (1.8, 3.0)	150 (133, 166)	0 (0, 0)	0 (0, 0)	0 (0, 0)	0 (0, 0)	0 (0, 0)	1 (0, 1)	0 (0, 0)	1 (1, 1)	0.0 (0.0, 0.0)	0 (0.0, 0.0)	0.0 (0.0, 0.0)	0.0 (0.0, 0.0)
Overall	379000	2.4 (1.8, 3.0)	140 (127, 153)	0 (0, 0)	0 (0, 0)	0 (0, 0)	0 (0, 0)	0 (0, 0)	0 (0, 0)	0 (0, 0)	0 (0, 0)	0.0 (0.0, 0.0)	0 (0.0, 0.0)	0.0 (0.0, 0.0)	0.0 (0.0, 0.0)
Dominica															
Under age 70	33800	2.7 (2.0, 3.4)	132 (126, 138)	0 (0, 0)	0 (0, 0)	0 (0, 0)	0 (0, 0)	0 (0, 0)	0 (0, 0)	0 (0, 1)	1 (1, 2)	0.1 (0.1, 0.2)	0 (0.1, 0.3)	0.1 (0.1, 0.1)	0.1 (0.1, 0.2)
Age 70 and over	5900	2.7 (2.0, 3.4)	152 (141, 164)	0 (0, 0)	0 (0, 0)	0 (0, 0)	0 (0, 0)	4 (2, 6)	4 (2, 5)	4 (3, 6)	11 (7, 16)	0.1 (0.0, 0.1)	0 (0.0, 0.1)	0.1 (0.0, 0.1)	0.1 (0.0, 0.1)
Overall	39700	2.7 (2.0, 3.4)	142 (133, 151)	0 (0, 0)	0 (0, 0)	0 (0, 0)	0 (0, 0)	1 (1, 1)	1 (1, 1)	1 (1, 1)	3 (2, 4)	0.1 (0.0, 0.1)	0 (0.0, 0.1)	0.1 (0.0, 0.1)	0.1 (0.0, 0.1)
Dominican Republic															
Under age 70	4350000	2.6 (2.0, 3.2)	128 (119, 136)	2 (1, 2)	1 (1, 2)	0 (0, 1)	3 (2, 5)	0 (0, 1)	0 (0, 0)	0 (0, 0)	1 (0, 1)	0.1 (0.0, 0.1)	0 (0.1, 0.1)	0.1 (0.0, 0.1)	0.1 (0.0, 0.1)
Age 70 and over	623000	2.6 (2.0, 3.2)	149 (136, 162)	3 (1, 4)	2 (1, 3)	1 (1, 2)	6 (4, 8)	4 (2, 6)	3 (2, 4)	2 (1, 3)	9 (6, 13)	0.0 (0.0, 0.0)	0 (0.0, 0.0)	0.0 (0.0, 0.1)	0.0 (0.0, 0.0)
Overall	4980000	2.6 (2.0, 3.2)	138 (128, 149)	4 (3, 6)	3 (2, 4)	2 (1, 2)	9 (6, 12)	1 (1, 1)	1 (0, 1)	0 (0, 0)	2 (1, 2)	0.0 (0.0, 0.1)	0 (0.0, 0.1)	0.0 (0.0, 0.1)	0.0 (0.0, 0.1)
Ecuador															
Under age 70	6470000	3.0 (2.3, 3.8)	125 (115, 135)	8 (5, 12)	8 (5, 11)	6 (4, 8)	22 (15, 31)	1 (1, 2)	1 (1, 2)	1 (1, 1)	3 (2, 5)	0.5 (0.3, 0.8)	1 (0.4, 0.9)	0.5 (0.3, 0.7)	0.6 (0.4, 0.8)
Age 70 and over	903000	3.1 (2.3, 3.8)	142 (125, 159)	11 (7, 17)	9 (5, 13)	9 (6, 13)	29 (19, 41)	13 (7, 19)	9 (6, 14)	10 (7, 14)	32 (21, 45)	0.2 (0.1, 0.3)	0 (0.1, 0.3)	0.3 (0.2, 0.4)	0.3 (0.2, 0.4)
Overall	7370000	3.1 (2.3, 3.8)	134 (120, 147)	20 (12, 28)	17 (11, 23)	15 (10, 20)	52 (34, 70)	3 (2, 4)	2 (1, 3)	2 (1, 3)	7 (5, 10)	0.3 (0.2, 0.4)	0 (0.2, 0.5)	0.3 (0.2, 0.5)	0.3 (0.2, 0.5)
Egypt															
Under age 70	35500000	3.7 (2.8, 4.6)	124 (119, 130)	932 (586, 1324)	735 (453, 1031)	639 (410, 878)	2306 (1462, 3188)	26 (17, 37)	21 (13, 29)	18 (12, 25)	65 (41, 90)	2.7 (1.7, 3.8)	3 (2.1, 4.9)	2.3 (1.5, 3.1)	2.9 (1.8, 4.0)
Age 70 and over	4080000	3.7 (2.9, 4.6)	142 (133, 151)	885 (550, 1247)	632 (409, 878)	587 (381, 806)	2104 (1332, 2908)	217 (135, 307)	155 (100, 216)	144 (93, 198)	516 (327, 713)	1.4 (0.9, 2.0)	2 (1.0, 2.1)	1.4 (0.9, 2.0)	1.5 (1.0, 2.1)
Overall	39500000	3.7 (2.8, 4.6)	133 (126, 141)	1817 (1146, 2525)	1367 (865, 1870)	1226 (788, 1682)	4411 (2793, 5988)	46 (29, 64)	35 (22, 47)	31 (20, 43)	112 (71, 152)	1.8 (1.2, 2.6)	2 (1.4, 3.0)	1.8 (1.1, 2.4)	2.0 (1.3, 2.7)
El Salvador															
Under age 70	2440000	3.2 (2.5, 4.0)	122 (114, 130)	9 (5, 12)	3 (2, 5)	3 (2, 4)	15 (10, 20)	3 (2, 5)	1 (1, 2)	1 (1, 2)	6 (4, 8)	0.8 (0.5, 1.2)	1 (0.7, 1.5)	0.8 (0.5, 1.1)	0.9 (0.6, 1.2)
Age 70 and over	432000	3.3 (2.5, 4.0)	140 (127, 153)	18 (10, 27)	6 (4, 9)	6 (4, 8)	29 (17, 42)	41 (22, 63)	13 (8, 20)	13 (8, 18)	67 (40, 96)	0.4 (0.2, 0.6)	0 (0.2, 0.5)	0.4 (0.3, 0.5)	0.4 (0.2, 0.5)
Overall	2870000	3.2 (2.5, 4.0)	131 (120, 141)	26 (15, 38)	9 (6, 13)	9 (6, 12)	44 (28, 61)	9 (5, 13)	3 (2, 5)	3 (2, 4)	15 (10, 21)	0.4 (0.3, 0.6)	0 (0.3, 0.7)	0.5 (0.3, 0.6)	0.5 (0.3, 0.7)
Equatorial Guinea															
Under age 70	269000	2.3 (1.7, 3.0)	133 (122, 143)	0 (0, 0)	0 (0, 0)	0 (0, 0)	0 (0, 0)	0 (0, 0)	0 (0, 0)	0 (0, 0)	0 (0, 0)	0.0 (0.0, 0.0)	0 (0.0, 0.0)	0.0 (0.0, 0.0)	0.0 (0.0, 0.0)
Age 70 and over	20300	2.3 (1.7, 3.0)	154 (136, 171)	0 (0, 0)	0 (0, 0)	0 (0, 0)	0 (0, 0)	0 (0, 0)	0 (0, 0)	0 (0, 0)	1 (0, 1)	0.0 (0.0, 0.0)	0 (0.0, 0.0)	0.0 (0.0, 0.0)	0.0 (0.0, 0.0)
Overall	290000	2.3 (1.7, 3.0)	143 (129, 157)	0 (0, 0)	0 (0, 0)	0 (0, 0)	0 (0, 0)	0 (0, 0)	0 (0, 0)	0 (0, 0)	0 (0, 0)	0.0 (0.0, 0.0)	0 (0.0, 0.0)	0.0 (0.0, 0.0)	0.0 (0.0, 0.0)
Eritrea															
Under age 70	1880000	2.4 (1.8, 3.0)	127 (119, 134)	0 (0, 0)	0 (0, 0)	0 (0, 0)	0 (0, 0)	0 (0, 0)	0 (0, 0)	0 (0, 0)	0 (0, 0)	0.0 (0.0, 0.0)	0 (0.0, 0.0)	0.0 (0.0, 0.0)	0.0 (0.0, 0.0)
Age 70 and over	130000	2.4 (1.8, 3.0)	144 (131, 158)	0 (0, 0)	0 (0, 0)	0 (0, 0)	0 (0, 0)	0 (0, 0)	1 (0, 1)	0 (0, 0)	1 (1, 2)	0.0 (0.0, 0.0)	0 (0.0, 0.0)	0.0 (0.0, 0.0)	0.0 (0.0, 0.0)
Overall	2010000	2.4 (1.8, 3.0)	136 (125, 146)	0 (0, 0)	0 (0, 0)	0 (0, 0)	0 (0, 1)	0 (0, 0)	0 (0, 0)	0 (0, 0)	0 (0, 0)	0.0 (0.0, 0.0)	0 (0.0, 0.0)	0.0 (0.0, 0.0)	0.0 (0.0, 0.0)
Estonia															
Under age 70	723000	4.0 (3.6, 4.4)	133 (124, 141)	29 (19, 42)	16 (11, 21)	19 (13, 25)	64 (43, 87)	41 (26, 58)	22 (15, 29)	26 (18, 35)	89 (59, 120)	5.2 (3.3, 7.5)	7 (4.5, 8.9)	4.9 (3.4, 6.5)	5.6 (3.8, 7.7)
Age 70 and over	229000	4.0 (3.6, 4.4)	158 (143, 172)	94 (52, 147)	40 (24, 57)	30 (19, 41)	163 (99, 238)	409 (227, 642)	173 (107, 252)	129 (83, 178)	711 (433, 1039)	1.9 (1.0, 2.9)	2 (1.2, 2.8)	3.0 (1.9, 4.2)	2.1 (1.3, 3.0)
Overall	952000	4.0 (3.6, 4.4)	145 (134, 156)	123 (74, 186)	55 (35, 78)	49 (32, 66)	227 (144, 325)	129 (78, 195)	58 (37, 82)	51 (34, 69)	238 (151, 342)	2.2 (1.3, 3.3)	2 (1.5, 3.4)	3.6 (2.4, 4.8)	2.5 (1.6, 3.6)
Ethiopia															
Under age 70	28200000	2.3 (1.7, 2.8)	128 (121, 134)	0 (0, 0)	1 (0, 1)	0 (0, 0)	1 (1, 2)	0 (0, 0)	0 (0, 0)	0 (0, 0)	0 (0, 0)	0.0 (0.0, 0.0)	0 (0.0, 0.0)	0.0 (0.0, 0.0)	0.0 (0.0, 0.0)
Age 70 and over	2760000	2.3 (1.8, 2.8)	144 (133, 155)	0 (0, 0)	0 (0, 1)	0 (0, 0)	1 (1, 1)	0 (0, 0)	0 (0, 0)	0 (0, 0)	0 (0, 0)	0.0 (0.0, 0.0)	0 (0.0, 0.0)	0.0 (0.0, 0.0)	0.0 (0.0, 0.0)
Overall	31000000	2.3 (1.8, 2.8)	136 (127, 145)	0 (0, 1)	1 (1, 1)	1 (0, 1)	2 (1, 3)	0 (0, 0)	0 (0, 0)	0 (0, 0)	0 (0, 0)	0.0 (0.0, 0.0)	0 (0.0, 0.0)	0.0 (0.0, 0.0)	0.0 (0.0, 0.0)
Fiji															
Under age 70	411000	2.9 (2.2, 3.6)	128 (120, 135)	2 (2, 3)	1 (0, 1)	0 (0, 0)	3 (2, 5)	6 (4, 8)	2 (1, 2)	1 (0, 1)	8 (5, 11)	0.3 (0.2, 0.5)	0 (0.2, 0.5)	0.2 (0.1, 0.2)	0.3 (0.2, 0.4)
Age 70 and over	41600	2.9 (2.2, 3.6)	144 (130, 158)	1 (1, 1)	1 (0, 1)	0 (0, 0)	2 (1, 2)	22 (14, 31)	15 (10, 22)	4 (3, 5)	41 (27, 57)	0.2 (0.1, 0.2)	0 (0.1, 0.2)	0.1 (0.1, 0.1)	0.2 (0.1, 0.2)
Overall	452000	2.9 (2.2, 3.6)	136 (125, 147)	3 (2, 5)	1 (1, 2)	0 (0, 1)	5 (3, 7)	7 (5, 10)	3 (2, 4)	1 (1, 1)	11 (7, 15)	0.2 (0.2, 0.3)	0 (0.2, 0.3)	0.1 (0.1, 0.2)	0.2 (0.2, 0.3)
Finland															
Under age 70	2880000	3.9 (3.5, 4.2)	130 (124, 135)	68 (42, 97)	25 (16, 35)	20 (14, 26)	113 (74, 154)	23 (15, 34)	9 (6, 12)	7 (5, 9)	39 (26, 54)	4.2 (2.6, 6.0)	5 (3.3, 7.0)	2.9 (2.0, 3.8)	4.2 (2.7, 5.7)
Age 70 and over	927000	3.9 (3.6, 4.2)	147 (137, 156)	160 (91, 244)	56 (35, 80)	35 (23, 47)	251 (156, 357)	172 (98, 264)	60 (38, 87)	38 (25, 51)	270 (168, 385)	1.4 (0.8, 2.2)	1 (0.8, 1.8)	1.1 (0.8, 1.5)	1.4 (0.9, 2.0)
Overall	3810000	3.9 (3.5, 4.2)	138 (131, 146)	227 (137, 330)	81 (53, 113)	55 (38, 73)	363 (236, 499)	60 (36, 87)	21 (14, 30)	14 (10, 19)	95 (62, 131)	1.8 (1.1, 2.6)	2 (1.1, 2.3)	1.5 (1.0, 1.9)	1.7 (1.1, 2.4)
France															
Under age 70	32900000	3.8 (3.5, 4.1)	124 (119, 129)	291 (185, 419)	149 (96, 207)	111 (77, 146)	551 (367, 750)	9 (6, 13)	5 (3, 6)	3 (2, 4)	17 (11, 23)	3.5 (2.3, 5.1)	4 (2.8, 6.0)	2.2 (1.5, 2.9)	3.4 (2.3, 4.7)
Age 70 and over	10500000	3.8 (3.5, 4.1)	144 (136, 152)	797 (424, 1268)	436 (263, 645)	501 (324, 695)	1734 (1084, 2504)	76 (40, 120)	41 (25, 61)	48 (31, 66)	164 (103, 239)	1.2 (0.6, 1.9)	1 (0.6, 1.5)	0.9 (0.6, 1.2)	1.1 (0.7, 1.6)
Overall	43500000	3.8 (3.5, 4.1)	134 (127, 141)	1088 (649, 1638)	584 (365, 830)	613 (402, 839)	2285 (1474, 3244)	25 (15, 38)	13 (8, 19)	14 (9, 19)	53 (34, 75)	1.4 (0.9, 2.2)	1 (0.8, 1.8)	1.0 (0.7, 1.4)	1.3 (0.8, 1.9)
Gabon															
Under age 70	588000	2.0 (1.4, 2.6)	131 (125, 137)	0 (0, 0)	0 (0, 0)	0 (0, 0)	0 (0, 0)	0 (0, 0)	0 (0, 0)	0 (0, 0)	0 (0, 0)	0.0 (0.0, 0.0)	0 (0.0, 0.0)	0.0 (0.0, 0.0)	0.0 (0.0, 0.0)
Age 70 and over	65200	2.0 (1.4, 2.6)	148 (136, 161)	0 (0, 0)	0 (0, 0)	0 (0, 0)	0 (0, 0)	0 (0, 0)	0 (0, 0)	0 (0, 0)	0 (0, 0)	0.0 (0.0, 0.0)	0 (0.0, 0.0)	0.0 (0.0, 0.0)	0.0 (0.0, 0.0)
Overall	653000	2.0 (1.4, 2.6)	140 (131, 149)	0 (0, 0)	0 (0, 0)	0 (0, 0)	0 (0, 0)	0 (0, 0)	0 (0, 0)	0 (0, 0)	0 (0, 0)	0.0 (0.0, 0.0)	0 (0.0, 0.0)	0.0 (0.0, 0.0)	0.0 (0.0, 0.0)

Gambia															
Under age 70	577000	3.1 (2.3, 3.8)	131 (123, 138)	2 (1, 2)	3 (2, 4)	1 (0, 1)	5 (3, 8)	3 (2, 4)	5 (3, 8)	1 (1, 2)	9 (6, 13)	1.0 (0.6, 1.4)	1 (0.8, 2.0)	0.7 (0.4, 1.0)	1.1 (0.7, 1.6)
Age 70 and over	37500	3.1 (2.4, 3.9)	151 (139, 163)	1 (1, 2)	2 (1, 3)	1 (0, 1)	4 (2, 5)	30 (19, 42)	55 (34, 75)	15 (9, 21)	99 (63, 138)	0.6 (0.4, 0.9)	1 (0.5, 1.0)	0.5 (0.3, 0.7)	0.7 (0.4, 0.9)
Overall	614000	3.1 (2.3, 3.9)	141 (131, 151)	3 (2, 4)	5 (3, 7)	1 (1, 2)	9 (6, 13)	4 (3, 6)	8 (5, 12)	2 (1, 3)	15 (9, 21)	0.8 (0.5, 1.1)	1 (0.6, 1.5)	0.6 (0.4, 0.9)	0.9 (0.6, 1.2)
Georgia															
Under age 70	2300000	5.3 (4.1, 6.6)	132 (123, 141)	492 (319, 693)	360 (238, 493)	169 (114, 225)	1021 (685, 1390)	214 (139, 304)	156 (104, 214)	73 (49, 98)	444 (298, 604)	14.1 (9.2, 20.1)	19 (12.4, 25.7)	11.5 (7.8, 15.4)	15.3 (10.3, 20.9)
Age 70 and over	624000	5.4 (4.1, 6.6)	152 (138, 167)	960 (571, 1388)	670 (404, 965)	292 (191, 403)	1922 (1193, 2687)	1540 (915, 2225)	1074 (649, 1547)	469 (307, 648)	3083 (1914, 4308)	6.8 (4.0, 9.8)	7 (4.4, 10.5)	6.6 (4.3, 9.2)	7.1 (4.4, 9.9)
Overall	2920000	5.4 (4.1, 6.6)	142 (130, 154)	1452 (939, 2020)	1030 (643, 1425)	461 (309, 627)	2943 (1935, 4052)	497 (321, 691)	352 (220, 487)	158 (106, 214)	1006 (662, 1385)	8.3 (5.3, 11.5)	9 (5.8, 12.8)	7.8 (5.3, 10.7)	8.7 (5.7, 12.0)
Germany															
Under age 70	45200000	3.6 (3.3, 3.8)	128 (122, 133)	434 (271, 620)	131 (86, 183)	140 (95, 186)	704 (460, 975)	10 (6, 14)	3 (2, 4)	3 (2, 4)	16 (10, 22)	2.4 (1.5, 3.5)	3 (1.9, 4.1)	1.7 (1.1, 2.2)	2.4 (1.6, 3.3)
Age 70 and over	16800000	3.6 (3.3, 3.9)	142 (133, 151)	1441 (844, 2191)	496 (310, 702)	620 (405, 841)	2557 (1610, 3634)	86 (50, 131)	30 (19, 42)	37 (24, 50)	152 (96, 217)	0.8 (0.5, 1.2)	1 (0.4, 1.0)	0.7 (0.4, 0.9)	0.8 (0.5, 1.1)
Overall	62000000	3.6 (3.3, 3.9)	135 (128, 142)	1875 (1165, 2720)	626 (401, 871)	760 (500, 1020)	3261 (2087, 4514)	30 (19, 44)	10 (6, 14)	12 (8, 16)	53 (34, 73)	1.0 (0.6, 1.4)	1 (0.5, 1.1)	0.8 (0.5, 1.0)	0.9 (0.6, 1.3)
Ghana															
Under age 70	9190000	2.4 (2.0, 2.7)	128 (123, 132)	0 (0, 0)	1 (0, 1)	0 (0, 0)	1 (1, 1)	0 (0, 0)	0 (0, 0)	0 (0, 0)	0 (0, 0)	0.0 (0.0, 0.0)	0 (0.0, 0.0)	0.0 (0.0, 0.0)	0.0 (0.0, 0.0)
Age 70 and over	930000	2.4 (2.0, 2.8)	146 (139, 153)	0 (0, 0)	0 (0, 1)	0 (0, 0)	1 (1, 1)	0 (0, 0)	0 (0, 1)	0 (0, 0)	1 (1, 1)	0.0 (0.0, 0.0)	0 (0.0, 0.0)	0.0 (0.0, 0.0)	0.0 (0.0, 0.0)
Overall	10100000	2.4 (2.0, 2.8)	137 (131, 143)	1 (0, 1)	1 (1, 1)	0 (0, 0)	2 (1, 3)	0 (0, 0)	0 (0, 0)	0 (0, 0)	0 (0, 0)	0.0 (0.0, 0.0)	0 (0.0, 0.0)	0.0 (0.0, 0.0)	0.0 (0.0, 0.0)
Greece															
Under age 70	6410000	3.8 (2.9, 4.7)	124 (117, 131)	122 (78, 170)	45 (29, 63)	15 (11, 19)	182 (121, 249)	19 (12, 27)	7 (5, 10)	2 (2, 3)	28 (19, 39)	3.4 (2.2, 4.8)	4 (2.8, 6.1)	2.4 (1.7, 3.0)	3.5 (2.3, 4.8)
Age 70 and over	2110000	3.8 (2.9, 4.7)	144 (133, 154)	289 (159, 437)	237 (144, 352)	99 (64, 135)	624 (389, 890)	137 (75, 207)	112 (68, 167)	47 (30, 64)	296 (184, 422)	1.2 (0.7, 1.8)	1 (0.6, 1.5)	1.0 (0.7, 1.4)	1.1 (0.7, 1.6)
Overall	8510000	3.8 (2.9, 4.7)	134 (125, 143)	410 (245, 590)	282 (174, 412)	114 (74, 154)	806 (516, 1120)	48 (29, 69)	33 (20, 48)	13 (9, 18)	95 (61, 132)	1.5 (0.9, 2.1)	1 (0.7, 1.6)	1.1 (0.7, 1.5)	1.3 (0.8, 1.8)
Grenada															
Under age 70	44700	2.6 (2.0, 3.3)	128 (118, 137)	0 (0, 0)	0 (0, 0)	0 (0, 0)	0 (0, 0)	0 (0, 1)	0 (0, 0)	0 (0, 0)	1 (1, 1)	0.1 (0.0, 0.1)	0 (0.1, 0.1)	0.1 (0.0, 0.1)	0.1 (0.1, 0.1)
Age 70 and over	7530	2.6 (2.0, 3.3)	146 (130, 161)	0 (0, 0)	0 (0, 0)	0 (0, 0)	0 (0, 0)	3 (2, 5)	3 (2, 4)	2 (1, 3)	8 (5, 12)	0.0 (0.0, 0.0)	0 (0.0, 0.0)	0.0 (0.0, 0.0)	0.0 (0.0, 0.0)
Overall	52200	2.6 (2.0, 3.3)	137 (124, 149)	0 (0, 0)	0 (0, 0)	0 (0, 0)	0 (0, 0)	1 (1, 1)	1 (0, 1)	1 (0, 1)	2 (1, 3)	0.0 (0.0, 0.1)	0 (0.0, 0.0)	0.0 (0.0, 0.0)	0.0 (0.0, 0.1)
Guatemala															
Under age 70	4880000	3.0 (2.5, 3.5)	123 (116, 130)	6 (4, 8)	4 (2, 5)	2 (1, 3)	12 (8, 16)	1 (1, 2)	1 (1, 1)	0 (0, 1)	2 (2, 3)	0.3 (0.2, 0.5)	0 (0.3, 0.6)	0.3 (0.2, 0.4)	0.4 (0.2, 0.5)
Age 70 and over	621000	3.0 (2.5, 3.5)	142 (129, 155)	7 (4, 11)	4 (3, 6)	3 (2, 3)	14 (9, 20)	12 (7, 17)	7 (4, 9)	4 (3, 6)	22 (14, 32)	0.2 (0.1, 0.3)	0 (0.1, 0.3)	0.2 (0.1, 0.3)	0.2 (0.1, 0.2)
Overall	5510000	3.0 (2.5, 3.5)	132 (122, 143)	13 (8, 19)	8 (5, 11)	5 (3, 6)	26 (17, 35)	2 (2, 3)	1 (1, 2)	1 (1, 1)	5 (3, 6)	0.2 (0.1, 0.3)	0 (0.2, 0.3)	0.2 (0.1, 0.3)	0.2 (0.1, 0.3)
Guinea															
Under age 70	3380000	2.8 (2.1, 3.4)	132 (123, 141)	3 (2, 4)	5 (3, 8)	1 (1, 2)	9 (6, 13)	1 (1, 1)	2 (1, 2)	0 (0, 1)	3 (2, 4)	0.3 (0.2, 0.4)	0 (0.2, 0.5)	0.2 (0.1, 0.2)	0.3 (0.2, 0.4)
Age 70 and over	332000	2.8 (2.2, 3.4)	151 (136, 167)	3 (2, 4)	4 (3, 6)	1 (1, 1)	8 (5, 11)	8 (5, 11)	13 (8, 18)	3 (2, 5)	24 (15, 33)	0.1 (0.1, 0.2)	0 (0.1, 0.2)	0.1 (0.1, 0.1)	0.1 (0.1, 0.2)
Overall	3720000	2.8 (2.1, 3.4)	142 (129, 154)	5 (3, 8)	10 (6, 14)	2 (1, 3)	17 (11, 24)	1 (1, 2)	3 (2, 4)	1 (0, 1)	5 (3, 7)	0.2 (0.1, 0.2)	0 (0.1, 0.3)	0.1 (0.1, 0.2)	0.2 (0.1, 0.3)
Guinea-Bissau															
Under age 70	537000	3.0 (2.3, 3.8)	131 (122, 140)	2 (1, 2)	3 (2, 5)	1 (1, 1)	6 (4, 8)	3 (2, 4)	6 (4, 8)	2 (1, 3)	11 (7, 15)	0.8 (0.5, 1.1)	1 (0.7, 1.5)	0.6 (0.4, 0.8)	0.9 (0.6, 1.3)
Age 70 and over	50500	3.1 (2.3, 3.8)	150 (135, 165)	1 (1, 2)	2 (1, 3)	1 (0, 1)	4 (3, 6)	25 (16, 36)	43 (28, 60)	14 (9, 20)	83 (53, 114)	0.4 (0.3, 0.6)	1 (0.3, 0.7)	0.4 (0.3, 0.6)	0.5 (0.3, 0.7)
Overall	587000	3.1 (2.3, 3.8)	140 (128, 152)	3 (2, 4)	5 (3, 7)	2 (1, 2)	10 (6, 14)	5 (3, 7)	9 (6, 13)	3 (2, 4)	17 (11, 24)	0.6 (0.4, 0.8)	1 (0.5, 1.0)	0.5 (0.3, 0.7)	0.7 (0.4, 0.9)
Guyana															
Under age 70	331000	2.5 (1.8, 3.1)	126 (117, 136)	0 (0, 0)	0 (0, 0)	0 (0, 0)	0 (0, 0)	0 (0, 0)	0 (0, 0)	0 (0, 0)	1 (0, 1)	0.0 (0.0, 0.0)	0 (0.0, 0.0)	0.0 (0.0, 0.0)	0.0 (0.0, 0.0)
Age 70 and over	32500	2.5 (1.9, 3.1)	144 (128, 160)	0 (0, 0)	0 (0, 0)	0 (0, 0)	0 (0, 0)	1 (1, 2)	1 (1, 2)	1 (1, 1)	4 (2, 5)	0.0 (0.0, 0.0)	0 (0.0, 0.0)	0.0 (0.0, 0.0)	0.0 (0.0, 0.0)
Overall	363000	2.5 (1.8, 3.1)	135 (122, 148)	0 (0, 0)	0 (0, 0)	0 (0, 0)	0 (0, 0)	0 (0, 0)	0 (0, 0)	0 (0, 0)	1 (1, 1)	0.0 (0.0, 0.0)	0 (0.0, 0.0)	0.0 (0.0, 0.0)	0.0 (0.0, 0.0)
Haiti															
Under age 70	3850000	2.7 (2.0, 3.3)	127 (117, 137)	2 (1, 2)	4 (2, 5)	2 (1, 3)	7 (5, 10)	0 (0, 1)	1 (1, 1)	0 (0, 1)	2 (1, 3)	0.1 (0.0, 0.1)	0 (0.1, 0.1)	0.1 (0.1, 0.1)	0.1 (0.1, 0.1)
Age 70 and over	440000	2.7 (2.0, 3.4)	145 (128, 161)	1 (1, 2)	4 (2, 5)	2 (1, 2)	7 (4, 9)	3 (2, 5)	8 (5, 12)	4 (2, 5)	15 (10, 21)	0.0 (0.0, 0.1)	0 (0.0, 0.1)	0.1 (0.0, 0.1)	0.0 (0.0, 0.1)
Overall	4290000	2.7 (2.0, 3.3)	136 (123, 149)	3 (2, 4)	8 (5, 10)	3 (2, 5)	14 (9, 19)	1 (0, 1)	2 (1, 2)	1 (1, 1)	3 (2, 4)	0.1 (0.0, 0.1)	0 (0.0, 0.1)	0.1 (0.0, 0.1)	0.1 (0.0, 0.1)
Honduras															
Under age 70	2860000	3.0 (2.2, 3.7)	125 (117, 133)	6 (4, 8)	4 (2, 5)	2 (1, 2)	11 (7, 16)	2 (1, 3)	1 (1, 2)	1 (0, 1)	4 (3, 5)	0.3 (0.2, 0.5)	0 (0.3, 0.6)	0.3 (0.2, 0.4)	0.4 (0.2, 0.5)
Age 70 and over	328000	3.0 (2.3, 3.7)	144 (130, 157)	8 (5, 12)	5 (3, 7)	3 (2, 4)	16 (10, 23)	25 (16, 37)	16 (10, 23)	8 (5, 11)	49 (32, 70)	0.2 (0.1, 0.3)	0 (0.1, 0.3)	0.2 (0.1, 0.3)	0.2 (0.1, 0.3)
Overall	3190000	3.0 (2.3, 3.7)	134 (123, 145)	14 (9, 20)	9 (6, 12)	4 (3, 6)	27 (18, 38)	4 (3, 6)	3 (2, 4)	1 (1, 2)	9 (6, 12)	0.2 (0.1, 0.3)	0 (0.2, 0.3)	0.2 (0.2, 0.3)	0.2 (0.2, 0.3)
Hungary															
Under age 70	5620000	4.3 (3.7, 4.8)	131 (124, 138)	389 (253, 538)	212 (145, 290)	149 (103, 197)	750 (511, 1000)	69 (45, 96)	38 (26, 52)	27 (18, 35)	133 (91, 179)	6.7 (4.4, 9.3)	9 (6.0, 12.1)	6.1 (4.2, 8.0)	7.3 (4.9, 9.7)
Age 70 and over	1670000	4.3 (3.8, 4.8)	151 (139, 164)	845 (487, 1297)	434 (271, 624)	323 (208, 443)	1602 (999, 2315)	507 (292, 789)	260 (163, 375)	194 (125, 266)	961 (599, 1389)	2.6 (1.5, 4.1)	3 (1.6, 3.8)	3.2 (2.1, 4.4)	2.8 (1.7, 4.0)
Overall	7290000	4.3 (3.8, 4.8)	141 (131, 151)	1234 (781, 1801)	646 (413, 902)	472 (318, 640)	2352 (1521, 3289)	169 (107, 248)	89 (57, 124)	65 (44, 88)	323 (209, 451)	3.2 (2.0, 4.7)	3 (2.2, 4.7)	3.8 (2.5, 5.1)	3.5 (2.2, 4.9)
Iceland															
Under age 70	170000	3.6 (3.0, 4.1)	123 (116, 130)	1 (1, 2)	0 (0, 0)	0 (0, 0)	2 (1, 2)	7 (4, 9)	1 (1, 2)	1 (1, 2)	9 (6, 13)	2.7 (1.7, 3.8)	3 (2.1, 4.4)	1.7 (1.1, 2.2)	2.6 (1.7, 3.6)
Age 70 and over	39000	3.6 (3.1, 4.2)	139 (128, 151)	3 (2, 6)	1 (1, 2)	1 (1, 1)	5 (3, 8)	89 (47, 142)	31 (19, 47)	21 (14, 29)	141 (86, 210)	0.9 (0.5, 1.4)	1 (0.4, 1.1)	0.7 (0.4, 0.9)	0.8 (0.5, 1.2)
Overall	209000	3.6 (3.1, 4.1)	131 (122, 140)	5 (3, 7)	1 (1, 2)	1 (1, 1)	7 (5, 10)	22 (13, 33)	7 (4, 10)	5 (3, 7)	34 (22, 49)	1.0 (0.6, 1.6)	1 (0.5, 1.2)	0.8 (0.5, 1.0)	1.0 (0.6, 1.4)
India															
Under age 70	555000000	3.7 (3.5, 3.9)	123 (118, 127)	12724 (8038, 18466)	6299 (4170, 8894)	3910 (2523, 5319)	22933 (14936, 32102)	23 (14, 33)	11 (8, 16)	7 (5, 10)	41 (27, 58)	2.9 (1.8, 4.2)	4 (2.5, 5.4)	2.3 (1.5, 3.1)	3.0 (2.0, 4.3)
Age 70 and over	60300000	3.8 (3.6, 3.9)	134 (128, 141)	9682 (6126, 13738)	6666 (4315, 9192)	3654 (2370, 4996)	20002 (12727, 27647)	161 (102, 228)	111 (72, 153)	61 (39, 83)	332 (211, 461)	1.4 (0.9, 2.0)	2 (1.0, 2.1)	1.6 (1.0, 2.2)	1.5 (1.0, 2.1)
Overall	615000000	3.8 (3.6, 3.9)	129 (123, 134)	22406 (14266, 31465)	12965 (8640, 17632)	7564 (4861, 10314)	42935 (27657, 59098)	36 (23, 51)	21 (14, 29)	12 (8, 17)	70 (45, 97)	2.0 (1.3, 2.8)	2 (1.4, 3.0)	1.9 (1.2, 2.6)	2.1 (1.3, 2.9)
Indonesia															
Under age 70	119000000	3.4 (2.8, 3.9)	126 (120, 133)	673 (421, 959)	1651 (1029, 2332)	535 (345, 736)	2859 (1848, 3916)	6 (4, 8)	14 (9, 20)	5 (3, 6)	24 (16, 33)	1.6 (1.0, 2.2)	2 (1.2, 2.7)	1.2 (0.8, 1.7)	1.7 (1.1, 2.4)
Age 70 and over	13300000	3.4 (2.9, 4.0)	146 (137, 156)	670 (412, 947)	1736 (1104, 2402)	553 (362, 751)	2959 (1914, 4111)	50 (31, 71)	130 (83, 181)	42 (27, 56)	222 (144, 309)	0.8 (0.5, 1.1)	1 (0.5, 1.1)	0.8 (0.5, 1.1)	0.8 (0.5, 1.2)
Overall	132000000	3.4 (2.9, 3.9)	136 (128, 144)	1343 (857, 1885)	3387 (2200, 4665)	1088 (713, 1475)	5818 (3804, 7965)	10 (6, 14)	26 (17, 36)	8 (5, 11)	44 (29, 60)	1.1 (0.7, 1.5)	1 (0.7, 1.6)	1.0 (0.6, 1.3)	1.1 (0.7, 1.5)
Iran (Islamic Republic of)															
Under age 70	36900000	4.0 (3.4, 4.6)	126 (121, 130)	1142 (727, 1640)	434 (281, 590)	425 (280, 575)	2000 (1316, 2775)	31 (20, 44)	12 (8, 16)	12 (8, 16)	54 (36, 75)	4.6 (2.9, 6.5)	6 (3.9, 8.1)	3.8 (2.5, 5.1)	4.8 (3.1, 6.6)
Age 70 and over	3870000	4.1 (3.5, 4.7)	145 (138, 153)	1498 (926, 2177)	695 (446, 994)	762 (492, 1048)	2955 (1903, 4133)	387 (239, 563)	180 (115, 257)	197 (127, 272)	764 (492, 1068)	2.4 (1.5, 3.4)	2 (1.5, 3.4)	2.5 (1.6, 3.5)	2.5 (1.6, 3.5)
Overall	40700000	4.1 (3.5, 4.6)	135 (129, 141)	2639 (1700, 3741)	1129 (744, 1544)	1186 (782, 1610)	4955 (3251, 6751)	65 (42, 92)	28 (18, 38)	29 (19, 40)	122 (80, 167)	3.0 (1.9, 4.2)	3 (2.0, 4.2)	2.8 (1.9, 3.9)	3.1 (2.0, 4.2)
Iraq															
Under age 70	10800000	3.8 (2.9, 4.7)	126 (117, 135)	204 (127, 290)	140 (91, 191)	82 (53, 112)	426 (273, 579)	19 (12, 27)	13 (8, 18)	8 (5, 10)	40 (25, 54)	2.9 (1.8, 4.1)	4 (2.4, 5.2)	2.4 (1.5, 3.3)	3.1 (2.0, 4.2)
Age 70 and over	1040000	3.8 (2.9, 4.7)	143 (127, 158)	231 (143, 324)	178 (116, 247)	112 (74, 153)	521 (336, 715)	223 (138, 313)	172 (112, 240)	108 (72, 148)	503 (325, 692)	1.5 (0.9, 2.1)	2 (1.1, 2.3)	1.5 (1.0, 2.0)	1.6 (1.0, 2.2)

Overall	11800000	3.8 (2.9, 4.7)	134 (122, 147)	435 (273, 597)	318 (205, 438)	194 (128, 264)	947 (607, 1292)	37 (23, 51)	27 (17, 37)	16 (11, 22)	80 (51, 110)	1.9 (1.2, 2.6)	2 (1.4, 3.0)	1.8 (1.2, 2.4)	2.0 (1.3, 2.8)
Ireland															
Under age 70	2470000	3.7 (3.2, 4.3)	128 (123, 134)	31 (19, 45)	9 (6, 12)	6 (4, 8)	45 (30, 64)	12 (8, 18)	3 (2, 5)	2 (2, 3)	18 (12, 26)	3.5 (2.2, 5.1)	4 (2.6, 5.6)	2.1 (1.4, 2.8)	3.4 (2.2, 4.8)
Age 70 and over	514000	3.8 (3.2, 4.4)	147 (139, 155)	71 (42, 108)	24 (15, 35)	18 (12, 25)	113 (71, 161)	137 (82, 211)	47 (29, 67)	35 (24, 48)	220 (139, 313)	1.3 (0.8, 2.0)	1 (0.7, 1.5)	0.9 (0.6, 1.2)	1.2 (0.7, 1.7)
Overall	2980000	3.8 (3.2, 4.4)	138 (131, 144)	101 (64, 145)	33 (21, 46)	24 (16, 32)	158 (103, 218)	34 (22, 49)	11 (7, 15)	8 (6, 11)	53 (35, 73)	1.6 (1.0, 2.3)	1 (0.8, 1.8)	1.1 (0.7, 1.4)	1.5 (1.0, 2.0)
Israel															
Under age 70	3550000	3.8 (3.0, 4.6)	122 (116, 129)	30 (19, 42)	13 (8, 17)	7 (5, 10)	50 (32, 68)	8 (5, 12)	4 (2, 5)	2 (1, 3)	14 (9, 19)	3.5 (2.2, 5.1)	5 (2.9, 6.3)	2.2 (1.5, 3.0)	3.6 (2.3, 4.9)
Age 70 and over	747000	3.8 (3.0, 4.6)	141 (132, 150)	80 (45, 124)	34 (20, 50)	28 (18, 39)	143 (86, 206)	108 (60, 166)	45 (27, 67)	38 (25, 52)	191 (115, 276)	1.2 (0.7, 1.9)	1 (0.7, 1.7)	0.9 (0.6, 1.3)	1.2 (0.7, 1.7)
Overall	4300000	3.8 (3.0, 4.6)	132 (124, 139)	110 (65, 163)	47 (29, 66)	36 (23, 48)	192 (121, 268)	26 (15, 38)	11 (7, 15)	8 (5, 11)	45 (28, 62)	1.5 (0.9, 2.2)	1 (0.9, 2.0)	1.1 (0.7, 1.4)	1.4 (0.9, 2.0)
Italy															
Under age 70	33200000	4.4 (4.1, 4.8)	126 (121, 131)	635 (412, 905)	305 (202, 415)	228 (159, 300)	1168 (782, 1598)	19 (12, 27)	9 (6, 13)	7 (5, 9)	35 (24, 48)	7.4 (4.8, 10.6)	9 (6.1, 12.6)	5.7 (4.0, 7.5)	7.6 (5.1, 10.5)
Age 70 and over	12300000	4.5 (4.1, 4.8)	146 (138, 153)	2793 (1469, 4380)	1630 (1008, 2410)	1924 (1274, 2620)	6347 (3952, 9109)	228 (120, 357)	133 (82, 197)	157 (104, 216)	518 (322, 742)	2.6 (1.4, 4.1)	2 (1.3, 3.2)	2.8 (1.9, 3.9)	2.6 (1.6, 3.8)
Overall	45500000	4.5 (4.1, 4.8)	136 (130, 142)	3428 (1961, 5186)	1935 (1241, 2801)	2152 (1433, 2919)	7515 (4776, 10575)	75 (43, 114)	43 (27, 62)	47 (32, 64)	165 (105, 232)	3.0 (1.7, 4.5)	2 (1.6, 3.6)	3.0 (2.0, 4.1)	2.9 (1.9, 4.1)
Jamaica															
Under age 70	1240000	1.9 (1.7, 2.2)	127 (118, 137)	0 (0, 0)	0 (0, 0)	0 (0, 0)	0 (0, 0)	0 (0, 0)	0 (0, 0)	0 (0, 0)	0 (0, 0)	0.0 (0.0, 0.0)	0 (0.0, 0.0)	0.0 (0.0, 0.0)	0.0 (0.0, 0.0)
Age 70 and over	215000	1.9 (1.7, 2.2)	145 (129, 161)	0 (0, 0)	0 (0, 0)	0 (0, 0)	0 (0, 0)	0 (0, 0)	0 (0, 0)	0 (0, 0)	0 (0, 0)	0.0 (0.0, 0.0)	0 (0.0, 0.0)	0.0 (0.0, 0.0)	0.0 (0.0, 0.0)
Overall	1450000	1.9 (1.7, 2.2)	136 (123, 149)	0 (0, 0)	0 (0, 0)	0 (0, 0)	0 (0, 0)	0 (0, 0)	0 (0, 0)	0 (0, 0)	0 (0, 0)	0.0 (0.0, 0.0)	0 (0.0, 0.0)	0.0 (0.0, 0.0)	0.0 (0.0, 0.0)
Japan															
Under age 70	67300000	4.9 (4.6, 5.2)	125 (121, 129)	1440 (944, 1994)	1933 (1234, 2646)	555 (391, 718)	3928 (2592, 5292)	21 (14, 30)	29 (18, 40)	8 (6, 11)	58 (39, 79)	10.3 (6.7, 14.3)	14 (8.7, 18.8)	7.5 (5.3, 9.7)	11.4 (7.5, 15.4)
Age 70 and over	29200000	5.0 (4.7, 5.3)	139 (133, 144)	4723 (2526, 7378)	5642 (3453, 8024)	2980 (1988, 4042)	13345 (8351, 18702)	162 (87, 253)	194 (118, 276)	102 (68, 139)	458 (287, 642)	3.8 (2.0, 5.9)	3 (2.1, 4.8)	3.1 (2.1, 4.2)	3.6 (2.2, 5.0)
Overall	96400000	4.9 (4.6, 5.3)	132 (127, 137)	6164 (3628, 9233)	7575 (4772, 10559)	3534 (2392, 4739)	17273 (11047, 23768)	64 (38, 96)	79 (49, 110)	37 (25, 49)	179 (115, 247)	4.4 (2.6, 6.6)	4 (2.6, 5.9)	3.4 (2.3, 4.6)	4.2 (2.7, 5.8)
Jordan															
Under age 70	2290000	4.1 (3.1, 5.2)	123 (117, 128)	54 (33, 78)	30 (19, 41)	26 (17, 35)	110 (70, 151)	24 (15, 34)	13 (8, 18)	11 (7, 15)	48 (31, 66)	4.8 (3.0, 6.9)	6 (3.9, 8.3)	4.9 (3.2, 6.7)	5.3 (3.4, 7.4)
Age 70 and over	242000	4.2 (3.2, 5.2)	135 (126, 144)	61 (38, 85)	48 (31, 65)	42 (27, 57)	151 (97, 207)	250 (159, 353)	199 (128, 270)	173 (112, 238)	622 (402, 860)	2.5 (1.6, 3.5)	3 (1.6, 3.5)	3.6 (2.3, 4.9)	2.8 (1.8, 3.9)
Overall	2530000	4.2 (3.1, 5.2)	129 (122, 136)	115 (73, 161)	78 (50, 105)	68 (44, 92)	261 (165, 355)	45 (29, 63)	31 (20, 42)	27 (17, 36)	103 (65, 140)	3.2 (2.0, 4.5)	3 (2.1, 4.4)	4.0 (2.6, 5.4)	3.5 (2.2, 4.8)
Kazakhstan															
Under age 70	8020000	6.0 (4.6, 7.5)	130 (121, 140)	2643 (1638, 3752)	1642 (1140, 2196)	775 (520, 1026)	5060 (3305, 6870)	330 (204, 468)	205 (142, 275)	97 (65, 128)	631 (412, 860)	18.7 (11.6, 26.5)	24 (16.9, 32.7)	15.1 (10.2, 20.1)	20.0 (13.1, 27.3)
Age 70 and over	1090000	6.1 (4.6, 7.5)	150 (134, 166)	2947 (1841, 4153)	1760 (1116, 2440)	408 (274, 547)	5115 (3264, 6995)	2712 (1694, 3821)	1619 (1027, 2255)	376 (252, 503)	4706 (3003, 6450)	9.2 (5.8, 13.0)	10 (6.5, 14.2)	13.4 (9.0, 18.0)	9.9 (6.3, 13.5)
Overall	9110000	6.1 (4.6, 7.5)	140 (127, 153)	5590 (3664, 7710)	3401 (2279, 4610)	1183 (799, 1563)	10174 (6671, 13732)	614 (402, 847)	373 (250, 507)	130 (88, 172)	1117 (732, 1511)	12.1 (7.9, 16.7)	14 (9.5, 19.2)	14.5 (9.8, 19.2)	13.2 (8.7, 17.9)
Kenya															
Under age 70	13800000	1.5 (1.3, 1.7)	130 (123, 138)	0 (0, 0)	0 (0, 0)	0 (0, 0)	0 (0, 0)	0 (0, 0)	0 (0, 0)	0 (0, 0)	0 (0, 0)	0.0 (0.0, 0.0)	0 (0.0, 0.0)	0.0 (0.0, 0.0)	0.0 (0.0, 0.0)
Age 70 and over	1070000	1.5 (1.3, 1.7)	148 (135, 160)	0 (0, 0)	0 (0, 0)	0 (0, 0)	0 (0, 0)	0 (0, 0)	0 (0, 0)	0 (0, 0)	0 (0, 0)	0.0 (0.0, 0.0)	0 (0.0, 0.0)	0.0 (0.0, 0.0)	0.0 (0.0, 0.0)
Overall	14900000	1.5 (1.3, 1.7)	139 (129, 149)	0 (0, 0)	0 (0, 0)	0 (0, 0)	0 (0, 0)	0 (0, 0)	0 (0, 0)	0 (0, 0)	0 (0, 0)	0.0 (0.0, 0.0)	0 (0.0, 0.0)	0.0 (0.0, 0.0)	0.0 (0.0, 0.0)
Kiribati															
Under age 70	37700	2.2 (1.6, 2.9)	125 (117, 132)	0 (0, 0)	0 (0, 0)	0 (0, 0)	0 (0, 0)	0 (0, 0)	0 (0, 0)	0 (0, 0)	0 (0, 0)	0.0 (0.0, 0.0)	0 (0.0, 0.0)	0.0 (0.0, 0.0)	0.0 (0.0, 0.0)
Age 70 and over	2800	2.2 (1.6, 2.9)	139 (125, 152)	0 (0, 0)	0 (0, 0)	0 (0, 0)	0 (0, 0)	0 (0, 0)	0 (0, 0)	0 (0, 0)	0 (0, 0)	0.0 (0.0, 0.0)	0 (0.0, 0.0)	0.0 (0.0, 0.0)	0.0 (0.0, 0.0)
Overall	40600	2.2 (1.6, 2.9)	132 (121, 142)	0 (0, 0)	0 (0, 0)	0 (0, 0)	0 (0, 0)	0 (0, 0)	0 (0, 0)	0 (0, 0)	0 (0, 0)	0.0 (0.0, 0.0)	0 (0.0, 0.0)	0.0 (0.0, 0.0)	0.0 (0.0, 0.0)
Kuwait															
Under age 70	1510000	3.8 (3.3, 4.4)	124 (118, 130)	29 (18, 43)	9 (5, 13)	8 (5, 11)	46 (29, 66)	19 (12, 29)	6 (4, 8)	5 (3, 8)	30 (19, 44)	3.6 (2.2, 5.4)	4 (2.7, 6.3)	3.5 (2.2, 4.9)	3.8 (2.4, 5.5)
Age 70 and over	68700	3.9 (3.3, 4.5)	140 (129, 151)	16 (10, 22)	9 (6, 12)	8 (5, 11)	32 (21, 44)	228 (147, 320)	127 (81, 176)	115 (75, 157)	470 (308, 644)	2.1 (1.4, 2.9)	2 (1.4, 3.0)	2.6 (1.7, 3.6)	2.3 (1.5, 3.1)
Overall	1580000	3.9 (3.3, 4.4)	132 (123, 141)	45 (28, 63)	18 (11, 24)	16 (10, 22)	78 (50, 109)	28 (18, 40)	11 (7, 15)	10 (7, 14)	49 (32, 69)	2.9 (1.8, 4.0)	3 (1.8, 4.0)	3.0 (2.0, 4.1)	3.0 (1.9, 4.2)
Kyrgyzstan															
Under age 70	2280000	5.4 (4.1, 6.7)	130 (121, 140)	336 (216, 468)	376 (248, 504)	86 (56, 116)	798 (532, 1070)	147 (95, 206)	165 (109, 221)	38 (25, 51)	349 (233, 469)	14.0 (9.0, 19.7)	19 (12.3, 25.0)	9.6 (6.3, 13.0)	15.4 (10.3, 20.7)
Age 70 and over	236000	5.5 (4.2, 6.7)	150 (134, 165)	507 (310, 742)	314 (200, 430)	49 (32, 66)	870 (566, 1208)	2147 (1310, 3141)	1329 (845, 1822)	206 (136, 279)	3682 (2395, 5116)	6.8 (4.2, 10.0)	8 (5.0, 10.8)	9.8 (6.4, 13.2)	7.3 (4.8, 10.2)
Overall	2520000	5.4 (4.2, 6.7)	140 (127, 153)	843 (547, 1175)	690 (452, 935)	135 (88, 182)	1668 (1102, 2277)	335 (217, 466)	274 (179, 372)	54 (35, 73)	662 (437, 905)	8.6 (5.6, 11.9)	11 (7.5, 15.6)	9.7 (6.3, 13.1)	9.8 (6.5, 13.4)
Lao People's Democratic Republic															
Under age 70	2400000	4.5 (3.4, 5.6)	124 (117, 131)	122 (76, 175)	133 (86, 186)	54 (34, 73)	310 (199, 424)	51 (32, 74)	56 (36, 78)	22 (14, 31)	129 (83, 177)	6.8 (4.2, 9.8)	9 (5.9, 12.9)	5.3 (3.4, 7.3)	7.5 (4.9, 10.3)
Age 70 and over	240000	4.5 (3.4, 5.6)	139 (126, 152)	101 (63, 142)	113 (71, 157)	46 (30, 62)	260 (168, 357)	423 (263, 593)	470 (297, 655)	191 (123, 259)	1084 (699, 1490)	3.5 (2.2, 5.0)	4 (2.6, 5.7)	3.8 (2.4, 5.1)	3.9 (2.5, 5.4)
Overall	2640000	4.5 (3.4, 5.6)	131 (121, 141)	224 (145, 311)	246 (157, 340)	100 (64, 135)	570 (365, 780)	85 (55, 118)	93 (59, 129)	38 (24, 51)	216 (138, 296)	4.8 (3.1, 6.7)	6 (3.7, 8.1)	4.5 (2.9, 6.1)	5.3 (3.4, 7.2)
Latvia															
Under age 70	1230000	4.2 (3.2, 5.2)	132 (122, 141)	94 (58, 134)	49 (32, 65)	35 (23, 47)	178 (116, 243)	76 (47, 109)	40 (26, 53)	29 (19, 39)	145 (95, 198)	6.4 (3.9, 9.1)	8 (5.4, 11.0)	4.2 (2.8, 5.7)	6.4 (4.2, 8.7)
Age 70 and over	390000	4.3 (3.2, 5.3)	152 (136, 168)	227 (131, 344)	133 (83, 191)	29 (19, 39)	389 (238, 560)	583 (335, 881)	341 (213, 492)	73 (48, 101)	997 (609, 1438)	2.5 (1.5, 3.8)	2 (1.5, 3.5)	3.0 (1.9, 4.1)	2.5 (1.6, 3.7)
Overall	1620000	4.2 (3.2, 5.2)	142 (129, 155)	321 (195, 459)	182 (116, 256)	64 (43, 86)	567 (363, 787)	198 (120, 284)	112 (72, 158)	39 (26, 53)	350 (224, 486)	3.1 (1.9, 4.4)	3 (1.9, 4.2)	3.5 (2.4, 4.8)	3.1 (2.0, 4.4)
Lebanon															
Under age 70	2110000	3.1 (2.6, 3.7)	127 (118, 136)	11 (7, 15)	4 (3, 6)	2 (2, 3)	17 (11, 24)	5 (3, 7)	2 (1, 3)	1 (1, 1)	8 (5, 11)	0.9 (0.5, 1.2)	1 (0.5, 1.2)	0.7 (0.4, 0.9)	0.8 (0.5, 1.2)
Age 70 and over	309000	3.2 (2.6, 3.7)	145 (129, 160)	18 (11, 27)	4 (3, 6)	5 (3, 6)	27 (17, 38)	59 (36, 87)	13 (8, 18)	15 (9, 20)	87 (55, 124)	0.4 (0.2, 0.6)	0 (0.2, 0.4)	0.4 (0.3, 0.5)	0.4 (0.2, 0.5)
Overall	2420000	3.2 (2.6, 3.7)	136 (124, 148)	29 (19, 41)	8 (5, 11)	7 (4, 9)	44 (28, 62)	12 (8, 17)	3 (2, 5)	3 (2, 4)	18 (12, 26)	0.5 (0.3, 0.7)	0 (0.3, 0.6)	0.5 (0.3, 0.6)	0.5 (0.3, 0.7)
Lesotho															
Under age 70	759000	2.6 (2.0, 3.3)	131 (121, 140)	0 (0, 0)	1 (0, 1)	0 (0, 1)	1 (1, 2)	0 (0, 1)	1 (1, 1)	1 (0, 1)	2 (1, 3)	0.1 (0.1, 0.2)	0 (0.1, 0.2)	0.1 (0.1, 0.1)	0.1 (0.1, 0.2)
Age 70 and over	93100	2.7 (2.0, 3.3)	150 (134, 166)	0 (0, 0)	1 (0, 1)	1 (0, 1)	2 (1, 2)	3 (2, 5)	8 (5, 11)	6 (4, 8)	17 (11, 24)	0.1 (0.0, 0.1)	0 (0.0, 0.1)	0.1 (0.0, 0.1)	0.1 (0.0, 0.1)
Overall	852000	2.7 (2.0, 3.3)	140 (128, 153)	1 (0, 1)	1 (1, 2)	1 (1, 1)	3 (2, 4)	1 (0, 1)	2 (1, 2)	1 (1, 2)	4 (2, 5)	0.1 (0.1, 0.1)	0 (0.1, 0.1)	0.1 (0.0, 0.1)	0.1 (0.1, 0.1)
Liberia															
Under age 70	1370000	2.7 (2.0, 3.4)	131 (122, 140)	0 (0, 1)	1 (1, 1)	0 (0, 0)	2 (1, 2)	0 (0, 1)	1 (0, 1)	0 (0, 0)	1 (1, 2)	0.1 (0.1, 0.2)	0 (0.1, 0.3)	0.1 (0.1, 0.1)	0.2 (0.1, 0.2)
Age 70 and over	112000	2.7 (2.0, 3.4)	151 (135, 166)	0 (0, 1)	1 (0, 1)	0 (0, 0)	1 (1, 2)	3 (2, 5)	6 (4, 9)	2 (1, 2)	11 (7, 16)	0.1 (0.0, 0.1)	0 (0.1, 0.1)	0.1 (0.0, 0.1)	0.1 (0.1, 0.1)
Overall	1480000	2.7 (2.0, 3.4)	141 (129, 153)	1 (1, 1)	2 (1, 2)	0 (0, 1)	3 (2, 4)	1 (0, 1)	1 (1, 2)	0 (0, 0)	2 (1, 3)	0.1 (0.1, 0.1)	0 (0.1, 0.2)	0.1 (0.1, 0.1)	0.1 (0.1, 0.2)
Libyan Arab Jamahiriya															
Under age 70	3020000	4.3 (3.2, 5.3)	134 (129, 140)	127 (79, 178)	78 (50, 109)	45 (29, 62)	250 (160, 340)	42 (26, 59)	26 (17, 36)	15 (10, 20)	83 (53, 113)	6.3 (3.9, 8.8)	8 (5.3, 11.5)	5.3 (3.5, 7.3)	6.7 (4.3, 9.2)
Age 70 and over	274000	4.3 (3.3, 5.3)	155 (145, 165)	124 (77, 176)	83 (52, 116)	53 (34, 74)	259 (165, 360)	453 (280, 646)	302 (190, 424)	193 (124, 269)	948 (602, 1316)	3.4 (2.1, 4.8)	3 (2.2, 4.9)	3.7 (2.3, 5.1)	3.6 (2.3, 5.0)
Overall	3300000	4.3 (3.2, 5.3)	145 (137, 152)	251 (159, 347)	160 (104, 220)	98 (65, 135)	509 (332, 697)	76 (48, 105)	49 (32, 67)	30 (20, 41)	154 (101, 212)	4.4 (2.8, 6.1)	5 (3.1, 6.6)	4.3 (2.8, 5.9)	4.6 (3.0, 6.4)
Lithuania															

Under age 70	1800000	4.1 (3.1, 5.0)	133 (125, 141)	113 (70, 164)	46 (31, 63)	35 (23, 47)	194 (126, 269)	63 (39, 91)	26 (17, 35)	19 (13, 26)	108 (70, 149)	5.7 (3.6, 8.4)	7 (4.8, 9.9)	4.0 (2.7, 5.3)	5.8 (3.7, 8.0)
Age 70 and over	539000	4.1 (3.2, 5.1)	153 (140, 167)	287 (168, 430)	106 (66, 151)	27 (18, 37)	420 (260, 600)	532 (312, 803)	197 (122, 281)	50 (33, 69)	779 (483, 1119)	2.2 (1.3, 3.3)	2 (1.3, 3.1)	2.4 (1.6, 3.3)	2.2 (1.4, 3.2)
Overall	2340000	4.1 (3.2, 5.1)	143 (132, 154)	399 (251, 573)	152 (99, 213)	62 (42, 83)	614 (393, 860)	171 (108, 245)	65 (42, 91)	27 (18, 36)	263 (168, 369)	2.7 (1.7, 3.8)	3 (1.8, 3.9)	3.1 (2.1, 4.1)	2.8 (1.8, 3.9)
Luxembourg															
Under age 70	282000	4.1 (3.1, 5.1)	125 (116, 134)	5 (3, 7)	2 (1, 3)	1 (1, 2)	8 (5, 11)	17 (11, 24)	7 (4, 9)	5 (3, 6)	28 (19, 39)	5.2 (3.3, 7.5)	7 (4.3, 9.1)	3.2 (2.2, 4.2)	5.1 (3.4, 7.1)
Age 70 and over	70600	4.1 (3.1, 5.1)	142 (127, 157)	11 (7, 17)	6 (4, 10)	5 (3, 7)	23 (14, 32)	160 (93, 239)	90 (54, 137)	73 (48, 101)	323 (204, 457)	1.9 (1.1, 2.8)	2 (1.0, 2.5)	1.4 (0.9, 1.9)	1.7 (1.1, 2.5)
Overall	352000	4.1 (3.1, 5.1)	134 (122, 146)	16 (10, 23)	8 (5, 12)	6 (4, 9)	31 (20, 43)	46 (28, 65)	24 (15, 34)	18 (12, 25)	87 (56, 122)	2.3 (1.4, 3.3)	2 (1.3, 2.9)	1.5 (1.0, 2.1)	2.1 (1.4, 2.9)
Macedonia (Former Yugoslav Republic of)															
Under age 70	1140000	3.9 (3.0, 4.8)	131 (121, 140)	42 (28, 59)	38 (25, 53)	11 (7, 14)	91 (61, 124)	37 (24, 52)	34 (22, 47)	9 (6, 13)	80 (54, 109)	4.5 (3.0, 6.3)	6 (3.7, 7.9)	3.4 (2.3, 4.5)	4.8 (3.3, 6.6)
Age 70 and over	243000	4.0 (3.0, 4.9)	150 (134, 166)	71 (44, 105)	105 (68, 148)	39 (26, 54)	216 (141, 305)	294 (182, 430)	433 (280, 613)	162 (106, 223)	888 (578, 1255)	2.0 (1.3, 3.0)	2 (1.3, 2.8)	2.1 (1.4, 2.8)	2.1 (1.3, 2.9)
Overall	1380000	3.9 (3.0, 4.9)	141 (128, 153)	113 (74, 160)	144 (95, 201)	50 (34, 68)	307 (206, 423)	82 (53, 115)	104 (68, 145)	36 (24, 49)	222 (149, 306)	2.5 (1.7, 3.6)	2 (1.6, 3.4)	2.2 (1.5, 3.0)	2.5 (1.7, 3.4)
Madagascar															
Under age 70	7030000	2.2 (1.7, 2.7)	133 (126, 140)	0 (0, 0)	0 (0, 0)	0 (0, 0)	0 (0, 0)	0 (0, 0)	0 (0, 0)	0 (0, 0)	0 (0, 0)	0.0 (0.0, 0.0)	0 (0.0, 0.0)	0.0 (0.0, 0.0)	0.0 (0.0, 0.0)
Age 70 and over	651000	2.2 (1.7, 2.7)	151 (138, 164)	0 (0, 0)	0 (0, 0)	0 (0, 0)	0 (0, 0)	0 (0, 0)	0 (0, 0)	0 (0, 0)	0 (0, 0)	0.0 (0.0, 0.0)	0 (0.0, 0.0)	0.0 (0.0, 0.0)	0.0 (0.0, 0.0)
Overall	7680000	2.2 (1.7, 2.7)	142 (132, 152)	0 (0, 0)	0 (0, 0)	0 (0, 0)	0 (0, 0)	0 (0, 0)	0 (0, 0)	0 (0, 0)	0 (0, 0)	0.0 (0.0, 0.0)	0 (0.0, 0.0)	0.0 (0.0, 0.0)	0.0 (0.0, 0.0)
Malawi															
Under age 70	4580000	1.7 (1.4, 1.9)	135 (130, 140)	0 (0, 0)	0 (0, 0)	0 (0, 0)	0 (0, 0)	0 (0, 0)	0 (0, 0)	0 (0, 0)	0 (0, 0)	0.0 (0.0, 0.0)	0 (0.0, 0.0)	0.0 (0.0, 0.0)	0.0 (0.0, 0.0)
Age 70 and over	460000	1.7 (1.4, 2.0)	153 (143, 164)	0 (0, 0)	0 (0, 0)	0 (0, 0)	0 (0, 0)	0 (0, 0)	0 (0, 0)	0 (0, 0)	0 (0, 0)	0.0 (0.0, 0.0)	0 (0.0, 0.0)	0.0 (0.0, 0.0)	0.0 (0.0, 0.0)
Overall	5040000	1.7 (1.4, 2.0)	144 (136, 152)	0 (0, 0)	0 (0, 0)	0 (0, 0)	0 (0, 0)	0 (0, 0)	0 (0, 0)	0 (0, 0)	0 (0, 0)	0.0 (0.0, 0.0)	0 (0.0, 0.0)	0.0 (0.0, 0.0)	0.0 (0.0, 0.0)
Malaysia															
Under age 70	13300000	3.6 (3.1, 4.1)	124 (118, 131)	218 (140, 302)	129 (84, 183)	59 (39, 79)	406 (267, 540)	16 (10, 23)	10 (6, 14)	4 (3, 6)	30 (20, 41)	2.4 (1.6, 3.4)	3 (2.0, 4.3)	1.8 (1.2, 2.4)	2.5 (1.7, 3.4)
Age 70 and over	1350000	3.6 (3.1, 4.1)	139 (129, 149)	206 (130, 287)	122 (79, 170)	53 (35, 71)	381 (245, 519)	152 (96, 212)	90 (58, 126)	39 (26, 53)	281 (181, 384)	1.2 (0.7, 1.6)	1 (0.8, 1.8)	1.0 (0.7, 1.3)	1.2 (0.8, 1.6)
Overall	14700000	3.6 (3.1, 4.1)	132 (123, 140)	424 (277, 570)	251 (164, 342)	111 (74, 149)	787 (519, 1049)	29 (19, 39)	17 (11, 23)	8 (5, 10)	54 (35, 72)	1.6 (1.0, 2.2)	2 (1.2, 2.5)	1.3 (0.9, 1.7)	1.7 (1.1, 2.2)
Maldives															
Under age 70	138000	3.3 (2.2, 4.5)	125 (115, 135)	0 (0, 0)	0 (0, 0)	0 (0, 0)	1 (0, 1)	2 (1, 2)	2 (1, 3)	1 (1, 2)	5 (3, 7)	1.3 (0.8, 1.9)	2 (1.2, 2.7)	0.8 (0.5, 1.1)	1.3 (0.9, 1.8)
Age 70 and over	16500	3.4 (2.2, 4.5)	141 (124, 158)	1 (0, 1)	1 (0, 1)	0 (0, 0)	2 (1, 2)	35 (21, 51)	41 (26, 57)	17 (11, 24)	93 (60, 129)	0.7 (0.4, 1.0)	1 (0.6, 1.2)	0.5 (0.3, 0.7)	0.7 (0.5, 1.0)
Overall	155000	3.3 (2.2, 4.5)	133 (119, 146)	1 (1, 1)	1 (1, 1)	0 (0, 1)	2 (1, 3)	5 (3, 7)	6 (4, 8)	3 (2, 4)	14 (9, 20)	0.8 (0.5, 1.1)	1 (0.7, 1.4)	0.6 (0.4, 0.8)	0.8 (0.5, 1.2)
Mali															
Under age 70	4750000	3.2 (2.4, 4.0)	127 (119, 134)	15 (9, 22)	27 (17, 40)	9 (5, 13)	51 (31, 73)	3 (2, 5)	6 (3, 8)	2 (1, 3)	11 (7, 15)	1.0 (0.6, 1.5)	1 (0.8, 2.0)	0.7 (0.4, 1.0)	1.1 (0.7, 1.6)
Age 70 and over	338000	3.2 (2.4, 4.0)	147 (134, 160)	12 (7, 16)	19 (12, 27)	6 (4, 8)	37 (23, 52)	35 (22, 49)	56 (35, 79)	18 (11, 25)	110 (69, 153)	0.6 (0.4, 0.8)	1 (0.5, 1.0)	0.6 (0.4, 0.8)	0.7 (0.4, 0.9)
Overall	5090000	3.2 (2.4, 4.0)	137 (126, 147)	27 (17, 38)	46 (29, 66)	15 (9, 21)	88 (56, 124)	5 (3, 8)	9 (6, 13)	3 (2, 4)	17 (11, 24)	0.8 (0.5, 1.1)	1 (0.6, 1.4)	0.6 (0.4, 0.9)	0.9 (0.6, 1.2)
Malta															
Under age 70	236000	4.1 (3.6, 4.7)	127 (119, 135)	5 (3, 7)	2 (1, 2)	1 (1, 1)	8 (5, 10)	22 (14, 31)	6 (4, 9)	4 (3, 5)	32 (21, 44)	5.5 (3.5, 7.8)	7 (4.5, 9.2)	3.6 (2.5, 4.8)	5.5 (3.6, 7.5)
Age 70 and over	58600	4.1 (3.6, 4.7)	144 (130, 158)	16 (9, 23)	6 (4, 9)	3 (2, 4)	25 (15, 34)	265 (155, 386)	106 (65, 150)	52 (34, 70)	422 (263, 588)	2.1 (1.3, 3.1)	2 (1.2, 2.7)	1.8 (1.2, 2.4)	2.1 (1.3, 2.9)
Overall	295000	4.1 (3.6, 4.7)	135 (124, 146)	21 (13, 30)	8 (5, 11)	4 (3, 5)	32 (21, 44)	70 (43, 100)	26 (17, 37)	13 (9, 18)	110 (70, 151)	2.5 (1.6, 3.6)	2 (1.4, 3.1)	2.0 (1.4, 2.8)	2.4 (1.6, 3.3)
Marshall Islands															
Under age 70	25000	2.6 (1.9, 3.2)	123 (115, 132)	0 (0, 0)	0 (0, 0)	0 (0, 0)	0 (0, 0)	0 (0, 1)	0 (0, 1)	0 (0, 0)	1 (1, 2)	0.1 (0.0, 0.1)	0 (0.0, 0.1)	0.0 (0.0, 0.0)	0.1 (0.0, 0.1)
Age 70 and over	1860	2.6 (2.0, 3.2)	142 (128, 156)	0 (0, 0)	0 (0, 0)	0 (0, 0)	0 (0, 0)	2 (1, 2)	3 (2, 4)	1 (1, 2)	6 (4, 8)	0.0 (0.0, 0.0)	0 (0.0, 0.0)	0.0 (0.0, 0.0)	0.0 (0.0, 0.0)
Overall	26800	2.6 (2.0, 3.2)	133 (122, 144)	0 (0, 0)	0 (0, 0)	0 (0, 0)	0 (0, 0)	1 (0, 1)	1 (0, 1)	0 (0, 0)	1 (1, 2)	0.0 (0.0, 0.1)	0 (0.0, 0.1)	0.0 (0.0, 0.0)	0.0 (0.0, 0.1)
Mauritania															
Under age 70	1300000	3.0 (2.2, 3.7)	130 (121, 140)	3 (2, 4)	5 (3, 7)	1 (1, 2)	9 (5, 12)	2 (1, 3)	4 (2, 5)	1 (1, 1)	7 (4, 9)	0.6 (0.4, 0.9)	1 (0.5, 1.3)	0.5 (0.3, 0.6)	0.7 (0.4, 1.0)
Age 70 and over	93200	3.0 (2.3, 3.8)	150 (134, 165)	2 (1, 2)	3 (2, 4)	1 (1, 1)	5 (3, 7)	18 (11, 25)	29 (18, 41)	9 (6, 12)	56 (35, 78)	0.4 (0.2, 0.5)	0 (0.3, 0.6)	0.3 (0.2, 0.4)	0.4 (0.3, 0.6)
Overall	1390000	3.0 (2.3, 3.7)	140 (128, 152)	4 (3, 6)	7 (5, 11)	2 (1, 3)	14 (9, 19)	3 (2, 4)	5 (3, 8)	2 (1, 2)	10 (6, 14)	0.5 (0.3, 0.7)	1 (0.4, 0.9)	0.4 (0.2, 0.5)	0.6 (0.3, 0.8)
Mauritius															
Under age 70	709000	5.5 (4.1, 6.8)	132 (122, 142)	128 (83, 180)	81 (53, 110)	46 (32, 61)	255 (168, 348)	180 (118, 254)	115 (75, 156)	65 (45, 86)	360 (237, 492)	22.2 (14.5, 31.4)	30 (19.4, 40.4)	23.6 (16.2, 31.2)	25.1 (16.6, 34.4)
Age 70 and over	89500	5.5 (4.1, 6.9)	152 (135, 168)	133 (77, 194)	89 (55, 122)	59 (38, 80)	281 (179, 388)	1483 (861, 2176)	990 (611, 1371)	662 (429, 895)	3135 (1996, 4332)	10.5 (6.1, 15.4)	10 (6.3, 14.2)	13.9 (9.0, 18.8)	11.3 (7.2, 15.6)
Overall	798000	5.5 (4.1, 6.9)	142 (128, 155)	260 (165, 360)	170 (110, 230)	105 (70, 141)	536 (352, 724)	326 (207, 453)	213 (138, 289)	132 (88, 176)	671 (441, 908)	14.2 (9.0, 19.7)	15 (9.7, 20.3)	16.9 (11.2, 22.6)	15.3 (10.1, 20.7)
Mexico															
Under age 70	52400000	2.8 (2.5, 3.1)	124 (118, 130)	32 (20, 46)	16 (10, 22)	8 (5, 11)	56 (37, 79)	1 (0, 1)	0 (0, 0)	0 (0, 0)	1 (1, 2)	0.2 (0.1, 0.2)	0 (0.1, 0.3)	0.1 (0.1, 0.2)	0.2 (0.1, 0.2)
Age 70 and over	7200000	2.8 (2.5, 3.1)	136 (127, 145)	41 (24, 61)	19 (12, 27)	15 (10, 20)	74 (47, 106)	6 (3, 9)	3 (2, 4)	2 (1, 3)	10 (7, 15)	0.1 (0.0, 0.1)	0 (0.0, 0.1)	0.1 (0.1, 0.1)	0.1 (0.0, 0.1)
Overall	59600000	2.8 (2.5, 3.1)	130 (123, 137)	73 (46, 102)	35 (23, 49)	23 (15, 31)	131 (84, 180)	1 (1, 2)	1 (0, 1)	0 (0, 1)	2 (1, 3)	0.1 (0.1, 0.1)	0 (0.1, 0.1)	0.1 (0.1, 0.1)	0.1 (0.1, 0.1)
Micronesia (Federated States of)															
Under age 70	41300	2.6 (2.0, 3.2)	128 (120, 136)	0 (0, 0)	0 (0, 0)	0 (0, 0)	0 (0, 0)	1 (0, 1)	1 (0, 1)	0 (0, 0)	1 (1, 2)	0.1 (0.0, 0.1)	0 (0.0, 0.1)	0.0 (0.0, 0.0)	0.1 (0.0, 0.1)
Age 70 and over	4070	2.6 (2.0, 3.2)	144 (130, 158)	0 (0, 0)	0 (0, 0)	0 (0, 0)	0 (0, 0)	2 (1, 2)	4 (2, 5)	1 (1, 1)	6 (4, 8)	0.0 (0.0, 0.0)	0 (0.0, 0.0)	0.0 (0.0, 0.0)	0.0 (0.0, 0.0)
Overall	45400	2.6 (2.0, 3.2)	136 (125, 147)	0 (0, 0)	0 (0, 0)	0 (0, 0)	0 (0, 0)	1 (0, 1)	1 (1, 1)	0 (0, 0)	2 (1, 2)	0.0 (0.0, 0.1)	0 (0.0, 0.1)	0.0 (0.0, 0.0)	0.0 (0.0, 0.1)
Moldova															
Under age 70	1940000	4.0 (3.0, 5.0)	131 (121, 140)	123 (82, 174)	96 (63, 131)	22 (15, 30)	241 (162, 330)	64 (42, 90)	50 (33, 68)	12 (8, 16)	125 (84, 171)	4.6 (3.1, 6.5)	6 (4.0, 8.3)	3.6 (2.4, 4.8)	5.0 (3.4, 6.9)
Age 70 and over	398000	4.0 (3.0, 5.0)	151 (134, 167)	279 (169, 408)	124 (79, 174)	21 (13, 28)	423 (267, 599)	701 (424, 1024)	310 (197, 438)	52 (34, 71)	1062 (669, 1517)	2.0 (1.2, 3.0)	2 (1.5, 3.4)	3.3 (2.1, 4.6)	2.2 (1.4, 3.1)
Overall	2330000	4.0 (3.0, 5.0)	141 (128, 154)	402 (258, 561)	220 (144, 299)	43 (29, 58)	665 (430, 915)	172 (110, 241)	94 (62, 129)	18 (12, 25)	285 (184, 392)	2.4 (1.6, 3.4)	3 (2.1, 4.5)	3.4 (2.3, 4.7)	2.7 (1.8, 3.8)
Mongolia															
Under age 70	1290000	5.2 (4.7, 5.6)	132 (128, 137)	200 (127, 282)	236 (152, 320)	65 (42, 89)	501 (325, 682)	156 (99, 219)	183 (118, 250)	50 (33, 69)	389 (253, 530)	12.2 (7.8, 17.2)	17 (10.8, 22.8)	8.6 (5.6, 11.7)	13.6 (8.8, 18.5)
Age 70 and over	112000	5.2 (4.8, 5.7)	152 (142, 161)	181 (113, 259)	148 (92, 209)	47 (31, 64)	376 (242, 520)	1610 (1005, 2317)	1319 (823, 1860)	415 (273, 570)	3344 (2154, 4633)	6.3 (4.0, 9.1)	8 (4.7, 10.6)	7.1 (4.7, 9.7)	7.0 (4.5, 9.7)
Overall	1400000	5.2 (4.7, 5.7)	142 (135, 149)	381 (250, 535)	384 (252, 527)	111 (72, 151)	876 (581, 1197)	272 (178, 383)	274 (180, 378)	80 (52, 108)	626 (415, 858)	8.5 (5.6, 11.9)	11 (7.4, 15.7)	7.9 (5.1, 10.7)	9.7 (6.4, 13.2)
Montenegro															
Under age 70	340000	3.6 (2.8, 4.5)	131 (122, 141)	9 (6, 12)	6 (4, 8)	3 (2, 3)	17 (12, 24)	26 (16, 37)	18 (11, 25)	8 (5, 10)	51 (34, 70)	3.1 (2.0, 4.5)	4 (2.6, 5.6)	1.4 (0.9, 1.8)	2.9 (1.9, 4.0)
Age 70 and over	78700	3.7 (2.8, 4.5)	151 (135, 167)	15 (8, 22)	15 (9, 21)	7 (4, 10)	36 (23, 50)	185 (108, 274)	184 (113, 268)	89 (57, 125)	458 (294, 636)	1.5 (0.9, 2.2)	1 (0.8, 2.0)	0.6 (0.4, 0.8)	1.2 (0.8, 1.6)
Overall	418000	3.7 (2.8, 4.5)	141 (128, 154)	23 (14, 33)	21 (13, 29)	10 (6, 13)	53 (34, 73)	56 (34, 78)	49 (32, 69)	23 (15, 32)	128 (82, 175)	1.8 (1.1, 2.6)	2 (1.1, 2.4)	0.7 (0.5, 1.0)	1.5 (0.9, 2.0)
Morocco															
Under age 70	15000000	4.3 (3.3, 5.4)	126 (117, 135)	331 (209, 471)	377 (240, 523)	270 (175, 365)	978 (632, 1341)	22 (14, 31)	25 (16, 35)	18 (12, 24)	65 (42, 90)	6.0 (3.8, 8.5)	8 (5.0, 11.1)	5.2 (3.4, 7.1)	6.6 (4.3, 9.1)
Age 70 and over	1750000	4.4 (3.3, 5.4)	143 (127, 159)	379 (236, 539)	465 (299, 641)	351 (229, 481)	1195 (774, 1632)	216 (134, 307)	265 (170, 366)	200 (131, 275)	681 (441, 932)	3.2 (2.0, 4.5)	3 (2.1, 4.5)	3.4 (2.2, 4.7)	3.4 (2.2, 4.6)

Overall	16700000	4.4 (3.3, 5.4)	134 (122, 147)	710 (450, 984)	841 (553, 1150)	621 (406, 844)	2173 (1422, 2965)	42 (27, 59)	50 (33, 69)	37 (24, 51)	130 (85, 177)	4.0 (2.6, 5.6)	4 (2.9, 6.0)	4.0 (2.6, 5.5)	4.3 (2.8, 5.9)
Mozambique															
Under age 70	7700000	2.3 (1.7, 2.8)	136 (129, 142)	0 (0, 0)	0 (0, 0)	0 (0, 0)	0 (0, 0)	0 (0, 0)	0 (0, 0)	0 (0, 0)	0 (0, 0)	0.0 (0.0, 0.0)	0 (0.0, 0.0)	0.0 (0.0, 0.0)	0.0 (0.0, 0.0)
Age 70 and over	773000	2.3 (1.7, 2.8)	157 (144, 169)	0 (0, 0)	0 (0, 0)	0 (0, 0)	0 (0, 0)	0 (0, 0)	0 (0, 0)	0 (0, 0)	0 (0, 0)	0.0 (0.0, 0.0)	0 (0.0, 0.0)	0.0 (0.0, 0.0)	0.0 (0.0, 0.0)
Overall	8470000	2.3 (1.7, 2.8)	146 (136, 156)	0 (0, 0)	0 (0, 0)	0 (0, 0)	0 (0, 1)	0 (0, 0)	0 (0, 0)	0 (0, 0)	0 (0, 0)	0.0 (0.0, 0.0)	0 (0.0, 0.0)	0.0 (0.0, 0.0)	0.0 (0.0, 0.0)
Myanmar															
Under age 70	24300000	4.5 (3.4, 5.6)	123 (114, 133)	641 (410, 898)	1697 (1073, 2347)	616 (399, 838)	2954 (1909, 4013)	26 (17, 37)	70 (44, 97)	25 (16, 35)	122 (79, 166)	7.0 (4.5, 9.9)	10 (6.2, 13.7)	6.0 (3.9, 8.3)	8.4 (5.4, 11.4)
Age 70 and over	2460000	4.6 (3.4, 5.7)	139 (124, 155)	628 (405, 873)	1468 (953, 2025)	508 (332, 689)	2604 (1698, 3556)	255 (165, 355)	597 (387, 824)	206 (135, 280)	1059 (691, 1453)	3.5 (2.2, 4.8)	4 (2.7, 5.7)	4.0 (2.7, 5.5)	4.1 (2.6, 5.6)
Overall	26700000	4.5 (3.4, 5.6)	131 (119, 144)	1270 (828, 1725)	3165 (2032, 4309)	1123 (730, 1527)	5558 (3613, 7539)	48 (31, 65)	118 (76, 161)	42 (27, 57)	208 (135, 283)	4.7 (3.0, 6.3)	6 (3.9, 8.2)	4.9 (3.2, 6.7)	5.6 (3.6, 7.6)
Namibia															
Under age 70	885000	2.7 (2.0, 3.3)	134 (127, 141)	0 (0, 1)	1 (1, 1)	1 (0, 1)	2 (1, 3)	0 (0, 1)	1 (1, 1)	1 (1, 1)	2 (1, 3)	0.1 (0.1, 0.2)	0 (0.1, 0.3)	0.1 (0.1, 0.2)	0.2 (0.1, 0.2)
Age 70 and over	83800	2.7 (2.1, 3.3)	151 (139, 164)	0 (0, 1)	1 (0, 1)	1 (0, 1)	2 (1, 2)	4 (3, 6)	7 (5, 10)	7 (4, 10)	19 (12, 25)	0.1 (0.0, 0.1)	0 (0.0, 0.1)	0.1 (0.0, 0.1)	0.1 (0.0, 0.1)
Overall	969000	2.7 (2.0, 3.3)	143 (133, 152)	1 (0, 1)	1 (1, 2)	1 (1, 2)	4 (2, 5)	1 (1, 1)	2 (1, 2)	1 (1, 2)	4 (2, 5)	0.1 (0.1, 0.1)	0 (0.1, 0.2)	0.1 (0.1, 0.1)	0.1 (0.1, 0.1)
Nepal															
Under age 70	11700000	3.9 (3.0, 4.9)	125 (115, 134)	155 (99, 219)	133 (85, 185)	83 (53, 114)	371 (241, 509)	13 (8, 19)	11 (7, 16)	7 (5, 10)	32 (21, 44)	3.4 (2.2, 4.9)	5 (3.0, 6.5)	2.8 (1.8, 3.9)	3.8 (2.4, 5.2)
Age 70 and over	1250000	4.0 (3.0, 4.9)	141 (125, 157)	139 (88, 193)	155 (101, 215)	94 (61, 128)	388 (251, 530)	111 (70, 154)	124 (81, 173)	75 (49, 103)	310 (201, 424)	1.9 (1.2, 2.7)	2 (1.4, 2.9)	2.2 (1.4, 3.0)	2.1 (1.4, 2.9)
Overall	12900000	3.9 (3.0, 4.9)	133 (120, 146)	293 (189, 408)	288 (188, 395)	177 (114, 241)	759 (494, 1028)	23 (15, 32)	22 (15, 31)	14 (9, 19)	59 (38, 80)	2.5 (1.6, 3.5)	3 (1.8, 3.8)	2.4 (1.6, 3.3)	2.7 (1.8, 3.7)
Netherlands															
Under age 70	9080000	3.3 (3.0, 3.7)	125 (119, 131)	38 (24, 56)	16 (11, 22)	10 (7, 14)	65 (42, 90)	4 (3, 6)	2 (1, 2)	1 (1, 2)	7 (5, 10)	1.5 (0.9, 2.1)	2 (1.1, 2.3)	0.9 (0.6, 1.2)	1.4 (0.9, 1.9)
Age 70 and over	2570000	3.4 (3.0, 3.7)	144 (135, 154)	91 (51, 138)	48 (29, 72)	43 (29, 59)	182 (113, 254)	35 (20, 54)	18 (11, 28)	17 (11, 23)	71 (44, 99)	0.5 (0.3, 0.8)	0 (0.3, 0.7)	0.4 (0.2, 0.5)	0.5 (0.3, 0.7)
Overall	11700000	3.3 (3.0, 3.7)	135 (127, 142)	130 (78, 187)	64 (40, 92)	53 (36, 72)	247 (159, 340)	11 (7, 16)	5 (3, 8)	5 (3, 6)	21 (14, 29)	0.6 (0.4, 0.9)	1 (0.3, 0.8)	0.4 (0.3, 0.6)	0.6 (0.4, 0.8)
New Zealand															
Under age 70	2270000	3.5 (3.2, 3.7)	122 (114, 129)	16 (10, 22)	4 (3, 6)	3 (2, 4)	23 (15, 32)	7 (5, 10)	2 (1, 3)	1 (1, 2)	10 (7, 14)	2.0 (1.3, 2.8)	2 (1.4, 3.1)	1.1 (0.7, 1.4)	1.9 (1.2, 2.6)
Age 70 and over	568000	3.5 (3.3, 3.8)	139 (127, 151)	40 (22, 64)	14 (9, 20)	9 (6, 12)	63 (39, 92)	70 (38, 112)	25 (15, 36)	16 (11, 22)	111 (68, 163)	0.7 (0.4, 1.1)	1 (0.3, 0.8)	0.5 (0.3, 0.6)	0.6 (0.4, 0.9)
Overall	2840000	3.5 (3.3, 3.7)	130 (120, 140)	56 (33, 83)	18 (11, 26)	13 (9, 17)	86 (55, 123)	20 (12, 29)	6 (4, 9)	4 (3, 6)	30 (19, 44)	0.9 (0.5, 1.3)	1 (0.4, 1.0)	0.6 (0.4, 0.7)	0.8 (0.5, 1.1)
Nicaragua															
Under age 70	2290000	3.2 (2.4, 4.0)	126 (118, 134)	7 (5, 10)	6 (4, 8)	3 (2, 4)	16 (11, 22)	3 (2, 4)	3 (2, 4)	1 (1, 2)	7 (5, 10)	1.0 (0.6, 1.4)	1 (0.9, 1.9)	1.0 (0.7, 1.4)	1.1 (0.7, 1.5)
Age 70 and over	267000	3.3 (2.5, 4.1)	140 (127, 154)	15 (8, 22)	9 (6, 13)	7 (4, 9)	31 (19, 44)	55 (31, 84)	34 (21, 47)	25 (17, 35)	114 (71, 163)	0.4 (0.3, 0.7)	0 (0.3, 0.7)	0.6 (0.4, 0.9)	0.5 (0.3, 0.7)
Overall	2560000	3.3 (2.5, 4.1)	133 (122, 144)	22 (14, 31)	15 (10, 21)	10 (7, 14)	47 (30, 65)	9 (5, 12)	6 (4, 8)	4 (3, 5)	18 (12, 26)	0.5 (0.3, 0.8)	1 (0.4, 0.9)	0.7 (0.5, 1.0)	0.6 (0.4, 0.9)
Niger															
Under age 70	4750000	2.9 (2.2, 3.6)	137 (131, 143)	7 (4, 10)	14 (9, 20)	3 (2, 5)	24 (15, 34)	1 (1, 2)	3 (2, 4)	1 (0, 1)	5 (3, 7)	0.5 (0.3, 0.7)	1 (0.4, 1.0)	0.3 (0.2, 0.5)	0.6 (0.4, 0.8)
Age 70 and over	340000	3.0 (2.2, 3.7)	154 (143, 166)	4 (3, 6)	8 (5, 11)	2 (1, 3)	14 (8, 19)	12 (8, 17)	23 (14, 32)	6 (4, 8)	40 (25, 57)	0.3 (0.2, 0.4)	0 (0.2, 0.5)	0.2 (0.2, 0.3)	0.3 (0.2, 0.4)
Overall	5090000	2.9 (2.2, 3.7)	146 (137, 155)	11 (7, 15)	22 (14, 31)	5 (3, 7)	38 (24, 53)	2 (1, 3)	4 (3, 6)	1 (1, 1)	7 (5, 10)	0.4 (0.2, 0.5)	1 (0.3, 0.7)	0.3 (0.2, 0.4)	0.4 (0.3, 0.6)
Nigeria															
Under age 70	54300000	2.8 (2.4, 3.3)	133 (127, 140)	35 (21, 50)	59 (37, 84)	18 (11, 25)	112 (69, 157)	1 (0, 1)	1 (1, 2)	0 (0, 0)	2 (1, 3)	0.3 (0.2, 0.5)	0 (0.3, 0.6)	0.2 (0.1, 0.3)	0.3 (0.2, 0.5)
Age 70 and over	5380000	2.9 (2.4, 3.3)	150 (140, 160)	35 (22, 50)	56 (35, 78)	17 (11, 24)	108 (70, 150)	7 (4, 9)	10 (6, 14)	3 (2, 4)	20 (13, 28)	0.2 (0.1, 0.2)	0 (0.1, 0.3)	0.1 (0.1, 0.2)	0.2 (0.1, 0.3)
Overall	59700000	2.8 (2.4, 3.3)	142 (133, 150)	70 (44, 98)	114 (72, 160)	35 (22, 49)	220 (138, 306)	1 (1, 2)	2 (1, 3)	1 (0, 1)	4 (2, 5)	0.2 (0.1, 0.3)	0 (0.2, 0.4)	0.2 (0.1, 0.3)	0.2 (0.2, 0.3)
Norway															
Under age 70	2580000	3.8 (2.9, 4.7)	128 (122, 135)	31 (20, 45)	11 (7, 15)	6 (4, 8)	48 (32, 67)	12 (8, 17)	4 (3, 6)	2 (2, 3)	19 (12, 26)	3.8 (2.4, 5.6)	5 (3.1, 6.5)	2.3 (1.6, 3.0)	3.8 (2.5, 5.2)
Age 70 and over	734000	3.8 (2.9, 4.7)	149 (139, 159)	93 (51, 149)	43 (25, 65)	33 (23, 45)	170 (106, 248)	127 (70, 204)	59 (35, 90)	46 (31, 62)	232 (144, 338)	1.3 (0.7, 2.1)	1 (0.6, 1.6)	0.9 (0.6, 1.2)	1.2 (0.7, 1.7)
Overall	3310000	3.8 (2.9, 4.7)	139 (131, 147)	124 (77, 186)	54 (33, 79)	40 (27, 53)	218 (142, 308)	38 (23, 56)	16 (10, 24)	12 (8, 16)	66 (43, 93)	1.6 (1.0, 2.3)	1 (0.8, 1.9)	1.0 (0.7, 1.4)	1.4 (0.9, 2.0)
Occupied Palestinian Territory															
Under age 70	1350000	3.9 (2.9, 4.8)	127 (119, 135)	28 (17, 40)	31 (20, 43)	12 (7, 16)	71 (45, 98)	21 (13, 30)	23 (14, 32)	9 (5, 12)	52 (33, 72)	3.9 (2.4, 5.7)	5 (3.1, 6.7)	3.0 (1.9, 4.1)	4.2 (2.7, 5.8)
Age 70 and over	111000	3.9 (3.0, 4.9)	145 (131, 159)	19 (12, 27)	31 (20, 44)	8 (5, 12)	58 (38, 81)	170 (108, 242)	279 (181, 397)	76 (50, 105)	526 (345, 732)	2.3 (1.4, 3.2)	2 (1.3, 2.8)	2.1 (1.3, 2.9)	2.1 (1.4, 3.0)
Overall	1460000	3.9 (2.9, 4.8)	136 (125, 147)	47 (30, 66)	62 (40, 85)	20 (13, 28)	129 (84, 179)	32 (21, 45)	42 (28, 58)	14 (9, 19)	88 (57, 122)	3.0 (2.0, 4.3)	3 (1.8, 3.9)	2.5 (1.6, 3.5)	2.9 (1.9, 4.0)
Oman															
Under age 70	1350000	3.8 (2.9, 4.6)	128 (120, 135)	14 (9, 21)	10 (7, 14)	7 (4, 9)	31 (20, 44)	11 (7, 16)	8 (5, 11)	5 (3, 7)	23 (15, 33)	3.3 (2.0, 4.7)	4 (2.9, 6.3)	2.4 (1.5, 3.4)	3.5 (2.2, 4.9)
Age 70 and over	70700	3.8 (2.9, 4.7)	139 (127, 150)	11 (7, 17)	8 (5, 12)	6 (4, 8)	25 (16, 35)	161 (102, 234)	115 (71, 164)	80 (53, 109)	356 (228, 496)	1.5 (0.9, 2.2)	2 (0.9, 2.2)	1.4 (0.9, 1.9)	1.5 (1.0, 2.1)
Overall	1420000	3.8 (2.9, 4.7)	133 (124, 143)	26 (17, 36)	18 (12, 26)	12 (8, 17)	56 (36, 77)	18 (12, 26)	13 (8, 18)	9 (6, 12)	40 (26, 55)	2.1 (1.4, 3.0)	2 (1.5, 3.3)	1.8 (1.2, 2.5)	2.2 (1.4, 3.1)
Pakistan															
Under age 70	67500000	3.9 (2.9, 4.9)	126 (118, 134)	1298 (815, 1894)	892 (570, 1259)	642 (410, 878)	2832 (1812, 3959)	19 (12, 28)	13 (8, 19)	10 (6, 13)	42 (27, 59)	3.6 (2.3, 5.3)	5 (3.1, 6.8)	3.1 (2.0, 4.3)	3.9 (2.5, 5.5)
Age 70 and over	7470000	4.0 (3.0, 4.9)	141 (129, 153)	1210 (754, 1718)	1107 (724, 1545)	747 (490, 1016)	3065 (1982, 4206)	162 (101, 230)	148 (97, 207)	100 (66, 137)	410 (265, 564)	1.9 (1.2, 2.8)	2 (1.3, 2.9)	2.3 (1.5, 3.1)	2.1 (1.4, 2.9)
Overall	74900000	3.9 (3.0, 4.9)	133 (124, 143)	2509 (1612, 3523)	1999 (1309, 2765)	1389 (897, 1885)	5897 (3846, 8084)	33 (22, 47)	27 (17, 37)	19 (12, 25)	79 (51, 108)	2.6 (1.6, 3.6)	3 (1.8, 3.8)	2.6 (1.7, 3.5)	2.7 (1.8, 3.7)
Panama															
Under age 70	1660000	3.4 (2.6, 4.2)	125 (116, 135)	9 (6, 13)	7 (5, 10)	3 (2, 4)	19 (13, 26)	5 (3, 8)	4 (3, 6)	2 (1, 2)	12 (8, 16)	1.7 (1.1, 2.4)	2 (1.5, 3.1)	1.3 (0.9, 1.7)	1.8 (1.2, 2.5)
Age 70 and over	232000	3.4 (2.6, 4.3)	142 (127, 158)	14 (9, 21)	12 (7, 17)	5 (3, 6)	30 (19, 43)	61 (38, 91)	50 (31, 72)	19 (13, 27)	131 (84, 185)	0.8 (0.5, 1.1)	1 (0.5, 1.1)	0.8 (0.5, 1.1)	0.8 (0.5, 1.1)
Overall	1890000	3.4 (2.6, 4.2)	134 (121, 147)	23 (15, 33)	19 (12, 26)	7 (5, 10)	49 (33, 68)	12 (8, 17)	10 (6, 14)	4 (3, 5)	26 (17, 36)	1.0 (0.6, 1.4)	1 (0.6, 1.4)	0.9 (0.6, 1.3)	1.0 (0.7, 1.4)
Papua New Guinea															
Under age 70	2680000	2.5 (1.9, 3.0)	121 (115, 127)	0 (0, 0)	0 (0, 0)	0 (0, 0)	1 (0, 1)	0 (0, 0)	0 (0, 0)	0 (0, 0)	0 (0, 0)	0.0 (0.0, 0.0)	0 (0.0, 0.0)	0.0 (0.0, 0.0)	0.0 (0.0, 0.0)
Age 70 and over	191000	2.5 (1.9, 3.0)	129 (119, 139)	0 (0, 0)	0 (0, 0)	0 (0, 0)	0 (0, 0)	0 (0, 0)	0 (0, 1)	0 (0, 0)	1 (1, 1)	0.0 (0.0, 0.0)	0 (0.0, 0.0)	0.0 (0.0, 0.0)	0.0 (0.0, 0.0)
Overall	2870000	2.5 (1.9, 3.0)	125 (117, 133)	0 (0, 0)	0 (0, 1)	0 (0, 0)	1 (0, 1)	0 (0, 0)	0 (0, 0)	0 (0, 0)	0 (0, 0)	0.0 (0.0, 0.0)	0 (0.0, 0.0)	0.0 (0.0, 0.0)	0.0 (0.0, 0.0)
Paraguay															
Under age 70	2650000	4.3 (3.3, 5.4)	126 (116, 136)	74 (47, 103)	95 (61, 131)	32 (22, 42)	201 (135, 270)	28 (18, 39)	36 (23, 50)	12 (8, 16)	76 (51, 102)	6.5 (4.1, 9.0)	9 (5.5, 11.8)	5.8 (4.0, 7.7)	7.4 (5.0, 9.9)
Age 70 and over	329000	4.4 (3.3, 5.4)	144 (127, 160)	99 (58, 144)	103 (66, 142)	63 (41, 86)	265 (173, 363)	300 (177, 439)	313 (202, 430)	192 (125, 263)	806 (524, 1103)	3.0 (1.8, 4.4)	3 (2.0, 4.3)	3.5 (2.2, 4.7)	3.2 (2.1, 4.4)
Overall	2980000	4.3 (3.3, 5.4)	135 (122, 148)	173 (110, 238)	198 (132, 269)	95 (64, 129)	466 (312, 626)	58 (37, 80)	66 (44, 90)	32 (21, 43)	156 (105, 210)	3.9 (2.5, 5.4)	4 (3.0, 6.1)	4.0 (2.7, 5.4)	4.3 (2.9, 5.7)
Peru															
Under age 70	13000000	3.1 (2.3, 3.8)	122 (115, 128)	16 (10, 23)	14 (9, 20)	8 (5, 11)	38 (25, 52)	1 (1, 2)	1 (1, 2)	1 (0, 1)	3 (2, 4)	0.6 (0.4, 0.8)	1 (0.5, 1.0)	0.5 (0.3, 0.6)	0.6 (0.4, 0.9)
Age 70 and over	1770000	3.1 (2.4, 3.9)	138 (128, 148)	25 (15, 38)	17 (11, 25)	13 (8, 17)	55 (35, 77)	14 (8, 21)	10 (6, 14)	7 (5, 10)	31 (20, 44)	0.3 (0.1, 0.4)	0 (0.2, 0.4)	0.2 (0.2, 0.3)	0.3 (0.2, 0.4)
Overall	14800000	3.1 (2.3, 3.8)	130 (121, 138)	41 (26, 59)	31 (20, 44)	20 (13, 28)	92 (61, 128)	3 (2, 4)	2 (1, 3)	1 (1, 2)	6 (4, 9)	0.3 (0.2, 0.5)	0 (0.2, 0.5)	0.3 (0.2, 0.4)	0.3 (0.2, 0.5)
Philippines															
Under age 70	38300000	4.3 (3.2, 5.4)	123 (117, 130)	1729 (1058, 2444)	1754 (1099, 2454)	987 (635, 1337)	4470 (2821, 6133)	45 (28, 64)	46 (29, 64)	26 (17, 35)	117 (74, 160)	5.8 (3.5, 8.2)	8 (5.1, 11.3)	7.1 (4.6, 9.6)	7.0 (4.4, 9.7)

Age 70 and over	3390000	4.4 (3.2, 5.5)	140 (130, 150)	1103 (686, 1572)	976 (627, 1357)	724 (477, 985)	2802 (1804, 3874)	325 (202, 464)	288 (185, 401)	213 (141, 291)	827 (532, 1144)	3.0 (1.9, 4.3)	4 (2.3, 4.9)	4.7 (3.1, 6.4)	3.6 (2.3, 5.0)
Overall	41600000	4.3 (3.2, 5.4)	132 (123, 140)	2832 (1780, 3943)	2730 (1738, 3744)	1711 (1122, 2328)	7272 (4695, 9873)	68 (43, 95)	66 (42, 90)	41 (27, 56)	175 (113, 239)	4.2 (2.7, 5.9)	6 (3.5, 7.6)	5.8 (3.8, 7.9)	5.2 (3.3, 7.1)
Poland															
Under age 70	21900000	3.9 (3.5, 4.2)	131 (125, 137)	739 (474, 1069)	485 (320, 665)	245 (166, 325)	1468 (977, 2026)	34 (22, 49)	22 (15, 31)	11 (8, 15)	67 (45, 93)	4.3 (2.8, 6.2)	6 (3.7, 7.6)	3.3 (2.2, 4.3)	4.5 (3.0, 6.3)
Age 70 and over	5180000	3.9 (3.5, 4.3)	150 (141, 159)	1197 (693, 1806)	881 (555, 1253)	451 (295, 625)	2529 (1582, 3599)	231 (134, 349)	170 (107, 242)	87 (57, 121)	488 (305, 695)	1.6 (0.9, 2.4)	1 (0.9, 2.1)	1.6 (1.0, 2.2)	1.6 (1.0, 2.3)
Overall	27000000	3.9 (3.5, 4.2)	141 (133, 148)	1936 (1217, 2772)	1365 (882, 1869)	696 (470, 949)	3997 (2611, 5528)	72 (45, 102)	50 (33, 69)	26 (17, 35)	148 (97, 206)	2.1 (1.3, 3.0)	2 (1.3, 2.8)	1.9 (1.3, 2.6)	2.1 (1.4, 2.9)
Portugal															
Under age 70	5930000	4.3 (3.8, 4.7)	129 (123, 136)	97 (61, 139)	102 (66, 142)	31 (21, 41)	230 (154, 317)	16 (10, 23)	17 (11, 24)	5 (4, 7)	39 (26, 53)	6.4 (4.0, 9.1)	8 (5.4, 11.6)	4.0 (2.7, 5.2)	6.7 (4.5, 9.3)
Age 70 and over	1920000	4.3 (3.9, 4.7)	150 (140, 159)	322 (181, 496)	409 (254, 589)	174 (111, 241)	905 (571, 1277)	168 (94, 259)	213 (133, 307)	91 (58, 126)	472 (298, 666)	2.4 (1.4, 3.7)	2 (1.4, 3.2)	2.0 (1.3, 2.8)	2.3 (1.4, 3.2)
Overall	7850000	4.3 (3.9, 4.7)	140 (132, 148)	419 (254, 614)	511 (326, 724)	205 (133, 281)	1135 (723, 1572)	53 (32, 80)	65 (42, 92)	26 (17, 36)	145 (92, 200)	2.8 (1.7, 4.2)	3 (1.6, 3.6)	2.2 (1.4, 3.0)	2.6 (1.7, 3.7)
Qatar															
Under age 70	1250000	4.1 (3.0, 5.2)	127 (121, 133)	9 (6, 14)	4 (2, 6)	2 (1, 3)	16 (10, 22)	8 (5, 11)	3 (2, 5)	2 (1, 3)	13 (8, 18)	5.5 (3.4, 8.1)	7 (4.2, 10.6)	3.3 (2.0, 4.7)	5.5 (3.5, 7.7)
Age 70 and over	18200	4.2 (3.1, 5.2)	145 (134, 155)	4 (2, 6)	1 (1, 1)	1 (1, 1)	5 (3, 8)	208 (131, 304)	47 (29, 66)	44 (29, 61)	299 (190, 423)	3.0 (1.9, 4.3)	3 (1.8, 4.1)	2.3 (1.5, 3.1)	2.9 (1.8, 4.1)
Overall	1270000	4.1 (3.0, 5.2)	136 (128, 144)	13 (8, 19)	5 (3, 7)	3 (2, 4)	21 (14, 30)	10 (7, 15)	4 (2, 6)	3 (2, 4)	17 (11, 23)	4.4 (2.8, 6.3)	6 (3.5, 8.2)	3.0 (1.8, 4.1)	4.5 (2.9, 6.2)
Republic of Korea															
Under age 70	28400000	5.2 (4.8, 5.6)	119 (113, 125)	457 (277, 636)	992 (654, 1344)	163 (111, 215)	1612 (1058, 2158)	16 (10, 22)	35 (23, 48)	6 (4, 8)	57 (37, 76)	11.7 (7.1, 16.3)	16 (10.2, 21.1)	10.2 (7.0, 13.5)	13.8 (9.1, 18.6)
Age 70 and over	5370000	5.3 (4.9, 5.7)	135 (126, 144)	940 (548, 1409)	2150 (1351, 3008)	573 (370, 781)	3663 (2336, 5066)	175 (102, 263)	400 (252, 560)	107 (69, 146)	682 (435, 944)	4.7 (2.7, 7.1)	5 (3.1, 6.9)	5.4 (3.5, 7.4)	5.0 (3.2, 7.0)
Overall	33700000	5.3 (4.9, 5.7)	127 (120, 134)	1397 (843, 1990)	3143 (2006, 4348)	736 (480, 995)	5275 (3368, 7186)	41 (25, 60)	93 (59, 129)	22 (14, 30)	156 (100, 213)	5.9 (3.5, 8.4)	6 (4.0, 8.7)	6.0 (3.9, 8.2)	6.2 (4.0, 8.5)
Romania															
Under age 70	12100000	4.1 (3.1, 5.1)	130 (121, 138)	681 (439, 960)	584 (385, 803)	286 (193, 382)	1551 (1038, 2093)	56 (36, 79)	48 (32, 66)	24 (16, 32)	128 (86, 173)	5.9 (3.8, 8.3)	8 (5.1, 10.6)	5.8 (3.9, 7.8)	6.6 (4.4, 9.0)
Age 70 and over	3200000	4.2 (3.2, 5.2)	154 (139, 169)	1460 (837, 2135)	1448 (904, 2010)	845 (532, 1176)	3753 (2362, 5187)	455 (261, 674)	452 (282, 628)	264 (166, 368)	1171 (737, 1620)	2.5 (1.4, 3.6)	3 (1.6, 3.5)	3.5 (2.2, 4.9)	2.7 (1.7, 3.8)
Overall	15300000	4.2 (3.2, 5.2)	142 (130, 153)	2140 (1309, 2994)	2032 (1308, 2785)	1131 (739, 1545)	5303 (3461, 7232)	140 (85, 195)	133 (85, 183)	74 (48, 101)	346 (226, 474)	3.0 (1.8, 4.2)	3 (2.0, 4.3)	3.9 (2.5, 5.3)	3.3 (2.2, 4.5)
Russian Federation															
Under age 70	81700000	4.2 (3.8, 4.6)	129 (124, 135)	9814 (6244, 13860)	5175 (3523, 7003)	1503 (1013, 2027)	16493 (11024, 22454)	120 (76, 170)	63 (43, 86)	18 (12, 25)	202 (135, 275)	6.0 (3.8, 8.5)	8 (5.4, 10.7)	4.2 (2.9, 5.7)	6.3 (4.2, 8.6)
Age 70 and over	18100000	4.2 (3.9, 4.6)	149 (140, 157)	13118 (7983, 19066)	9269 (5852, 13189)	1083 (716, 1472)	23469 (14644, 33136)	724 (440, 1057)	511 (323, 736)	60 (40, 81)	1295 (808, 1834)	2.5 (1.5, 3.7)	3 (1.6, 3.7)	3.1 (2.1, 4.3)	2.6 (1.6, 3.6)
Overall	99800000	4.2 (3.9, 4.6)	139 (132, 146)	22932 (14668, 32199)	14444 (9447, 20267)	2586 (1743, 3475)	39962 (26047, 54768)	230 (147, 323)	145 (95, 203)	26 (17, 35)	400 (261, 549)	3.4 (2.1, 4.7)	3 (2.2, 4.7)	3.7 (2.5, 5.0)	3.4 (2.2, 4.7)
Rwanda															
Under age 70	3600000	1.6 (1.1, 2.1)	135 (124, 145)	0 (0, 0)	0 (0, 0)	0 (0, 0)	0 (0, 0)	0 (0, 0)	0 (0, 0)	0 (0, 0)	0 (0, 0)	0.0 (0.0, 0.0)	0 (0.0, 0.0)	0.0 (0.0, 0.0)	0.0 (0.0, 0.0)
Age 70 and over	282000	1.6 (1.2, 2.1)	156 (139, 173)	0 (0, 0)	0 (0, 0)	0 (0, 0)	0 (0, 0)	0 (0, 0)	0 (0, 0)	0 (0, 0)	0 (0, 0)	0.0 (0.0, 0.0)	0 (0.0, 0.0)	0.0 (0.0, 0.0)	0.0 (0.0, 0.0)
Overall	3880000	1.6 (1.2, 2.1)	145 (132, 159)	0 (0, 0)	0 (0, 0)	0 (0, 0)	0 (0, 0)	0 (0, 0)	0 (0, 0)	0 (0, 0)	0 (0, 0)	0.0 (0.0, 0.0)	0 (0.0, 0.0)	0.0 (0.0, 0.0)	0.0 (0.0, 0.0)
Saint Lucia															
Under age 70	83100	2.9 (2.4, 3.5)	128 (118, 137)	0 (0, 0)	0 (0, 0)	0 (0, 0)	0 (0, 0)	1 (1, 2)	1 (1, 2)	1 (1, 1)	4 (2, 5)	0.4 (0.3, 0.7)	1 (0.4, 0.8)	0.3 (0.2, 0.4)	0.4 (0.3, 0.6)
Age 70 and over	11800	3.0 (2.5, 3.5)	146 (130, 162)	0 (0, 0)	0 (0, 0)	0 (0, 0)	1 (0, 1)	14 (8, 22)	18 (12, 27)	11 (7, 16)	44 (28, 62)	0.2 (0.1, 0.2)	0 (0.1, 0.2)	0.2 (0.1, 0.2)	0.2 (0.1, 0.2)
Overall	94800	3.0 (2.5, 3.5)	137 (124, 150)	0 (0, 0)	0 (0, 0)	0 (0, 0)	1 (1, 1)	3 (2, 4)	4 (2, 5)	2 (2, 3)	9 (6, 12)	0.2 (0.1, 0.3)	0 (0.1, 0.3)	0.2 (0.1, 0.3)	0.2 (0.1, 0.3)
Saint Vincent and the Grenadines															
Under age 70	52600	2.8 (2.1, 3.5)	127 (118, 137)	0 (0, 0)	0 (0, 0)	0 (0, 0)	0 (0, 0)	1 (1, 1)	1 (0, 1)	1 (0, 1)	2 (2, 3)	0.2 (0.1, 0.3)	0 (0.2, 0.4)	0.2 (0.1, 0.2)	0.2 (0.2, 0.3)
Age 70 and over	7410	2.9 (2.2, 3.6)	145 (130, 161)	0 (0, 0)	0 (0, 0)	0 (0, 0)	0 (0, 0)	12 (7, 17)	9 (6, 13)	7 (4, 10)	28 (18, 39)	0.1 (0.1, 0.1)	0 (0.1, 0.1)	0.1 (0.1, 0.2)	0.1 (0.1, 0.1)
Overall	60000	2.8 (2.1, 3.5)	136 (124, 149)	0 (0, 0)	0 (0, 0)	0 (0, 0)	0 (0, 0)	2 (1, 3)	2 (1, 2)	1 (1, 2)	5 (4, 7)	0.1 (0.1, 0.2)	0 (0.1, 0.2)	0.1 (0.1, 0.2)	0.1 (0.1, 0.2)
Samoa															
Under age 70	70400	2.1 (1.7, 2.4)	129 (121, 136)	0 (0, 0)	0 (0, 0)	0 (0, 0)	0 (0, 0)	0 (0, 0)	0 (0, 0)	0 (0, 0)	0 (0, 0)	0.0 (0.0, 0.0)	0 (0.0, 0.0)	0.0 (0.0, 0.0)	0.0 (0.0, 0.0)
Age 70 and over	9210	2.1 (1.7, 2.4)	145 (131, 159)	0 (0, 0)	0 (0, 0)	0 (0, 0)	0 (0, 0)	0 (0, 0)	0 (0, 0)	0 (0, 0)	0 (0, 0)	0.0 (0.0, 0.0)	0 (0.0, 0.0)	0.0 (0.0, 0.0)	0.0 (0.0, 0.0)
Overall	79600	2.1 (1.7, 2.4)	137 (126, 148)	0 (0, 0)	0 (0, 0)	0 (0, 0)	0 (0, 0)	0 (0, 0)	0 (0, 0)	0 (0, 0)	0 (0, 0)	0.0 (0.0, 0.0)	0 (0.0, 0.0)	0.0 (0.0, 0.0)	0.0 (0.0, 0.0)
São Tomé and Príncipe															
Under age 70	57400	2.4 (1.8, 2.9)	136 (130, 142)	0 (0, 0)	0 (0, 0)	0 (0, 0)	0 (0, 0)	0 (0, 0)	0 (0, 0)	0 (0, 0)	0 (0, 0)	0.0 (0.0, 0.0)	0 (0.0, 0.0)	0.0 (0.0, 0.0)	0.0 (0.0, 0.0)
Age 70 and over	6400	2.4 (1.8, 3.0)	158 (147, 169)	0 (0, 0)	0 (0, 0)	0 (0, 0)	0 (0, 0)	0 (0, 0)	0 (0, 1)	0 (0, 0)	1 (1, 1)	0.0 (0.0, 0.0)	0 (0.0, 0.0)	0.0 (0.0, 0.0)	0.0 (0.0, 0.0)
Overall	63800	2.4 (1.8, 3.0)	147 (139, 155)	0 (0, 0)	0 (0, 0)	0 (0, 0)	0 (0, 0)	0 (0, 0)	0 (0, 0)	0 (0, 0)	0 (0, 0)	0.0 (0.0, 0.0)	0 (0.0, 0.0)	0.0 (0.0, 0.0)	0.0 (0.0, 0.0)
Saudi Arabia															
Under age 70	13400000	3.2 (2.4, 4.0)	127 (121, 133)	57 (35, 80)	34 (22, 48)	21 (13, 28)	112 (71, 154)	4 (3, 6)	3 (2, 4)	2 (1, 2)	8 (5, 12)	1.0 (0.6, 1.3)	1 (0.8, 1.8)	0.9 (0.6, 1.2)	1.0 (0.7, 1.5)
Age 70 and over	812000	3.2 (2.4, 4.0)	146 (136, 156)	39 (24, 59)	31 (19, 44)	18 (12, 25)	88 (56, 126)	48 (29, 72)	38 (24, 55)	22 (15, 31)	109 (69, 155)	0.5 (0.3, 0.7)	0 (0.3, 0.6)	0.5 (0.3, 0.7)	0.5 (0.3, 0.7)
Overall	14200000	3.2 (2.4, 4.0)	137 (129, 145)	96 (60, 133)	65 (42, 90)	39 (25, 53)	200 (129, 273)	7 (4, 9)	5 (3, 6)	3 (2, 4)	14 (9, 19)	0.7 (0.4, 0.9)	1 (0.4, 0.9)	0.7 (0.4, 0.9)	0.7 (0.4, 0.9)
Senegal															
Under age 70	4130000	3.2 (2.4, 3.9)	130 (122, 139)	9 (5, 13)	15 (10, 23)	5 (3, 7)	29 (18, 41)	2 (1, 3)	4 (2, 5)	1 (1, 2)	7 (4, 10)	1.2 (0.7, 1.8)	2 (1.0, 2.4)	0.8 (0.5, 1.2)	1.3 (0.8, 1.9)
Age 70 and over	300000	3.2 (2.4, 4.0)	150 (135, 165)	6 (4, 9)	10 (6, 14)	3 (2, 4)	19 (12, 27)	20 (13, 29)	34 (22, 47)	10 (6, 14)	64 (41, 89)	0.8 (0.5, 1.1)	1 (0.6, 1.3)	0.7 (0.4, 0.9)	0.9 (0.6, 1.2)
Overall	4430000	3.2 (2.4, 4.0)	140 (128, 152)	15 (9, 21)	25 (16, 36)	8 (5, 11)	48 (30, 67)	3 (2, 5)	6 (4, 8)	2 (1, 3)	11 (7, 15)	1.0 (0.6, 1.4)	1 (0.8, 1.8)	0.8 (0.5, 1.1)	1.1 (0.7, 1.5)
Serbia															
Under age 70	5350000	3.7 (2.7, 4.6)	132 (124, 140)	115 (73, 167)	97 (64, 130)	34 (24, 46)	246 (164, 335)	22 (14, 31)	18 (12, 24)	6 (4, 9)	46 (31, 63)	3.3 (2.1, 4.8)	4 (2.7, 5.6)	2.6 (1.8, 3.5)	3.6 (2.4, 4.8)
Age 70 and over	1410000	3.7 (2.8, 4.7)	154 (141, 168)	274 (162, 412)	290 (184, 406)	114 (72, 160)	678 (425, 949)	194 (115, 294)	205 (130, 287)	81 (51, 113)	479 (300, 675)	1.4 (0.8, 2.1)	1 (0.8, 1.9)	1.5 (0.9, 2.0)	1.4 (0.9, 2.0)
Overall	6760000	3.7 (2.8, 4.7)	143 (133, 154)	389 (244, 569)	387 (255, 533)	148 (96, 205)	924 (595, 1302)	58 (36, 84)	57 (38, 79)	22 (14, 30)	137 (88, 193)	1.6 (1.0, 2.4)	2 (1.0, 2.2)	1.6 (1.1, 2.2)	1.7 (1.1, 2.3)
Seychelles															
Under age 70	28400	4.4 (3.3, 5.4)	131 (124, 138)	3 (2, 4)	2 (1, 3)	2 (2, 3)	7 (5, 10)	107 (65, 155)	69 (43, 96)	84 (54, 117)	260 (163, 362)	11.0 (6.6, 15.8)	15 (9.3, 20.7)	13.6 (8.7, 18.8)	13.2 (8.3, 18.4)
Age 70 and over	2620	4.4 (3.4, 5.5)	152 (139, 164)	2 (1, 3)	1 (1, 2)	2 (1, 3)	5 (3, 7)	726 (456, 1039)	538 (334, 756)	785 (504, 1081)	2049 (1289, 2839)	5.7 (3.6, 8.2)	6 (4.0, 9.1)	8.8 (5.6, 12.1)	7.2 (4.5, 9.9)
Overall	31000	4.4 (3.3, 5.4)	141 (132, 151)	5 (3, 7)	3 (2, 5)	4 (3, 6)	13 (8, 18)	160 (98, 225)	108 (69, 151)	144 (92, 199)	411 (257, 571)	8.1 (5.0, 11.4)	10 (6.1, 13.5)	10.8 (6.9, 15.0)	9.7 (6.1, 13.5)
Sierra Leone															
Under age 70	2100000	2.5 (1.9, 3.1)	134 (129, 138)	0 (0, 0)	1 (0, 1)	0 (0, 0)	1 (1, 2)	0 (0, 0)	0 (0, 0)	0 (0, 0)	1 (0, 1)	0.0 (0.0, 0.1)	0 (0.0, 0.1)	0.0 (0.0, 0.0)	0.1 (0.0, 0.1)
Age 70 and over	111000	2.5 (2.0, 3.1)	155 (146, 164)	0 (0, 0)	0 (0, 0)	0 (0, 0)	1 (0, 1)	1 (1, 2)	3 (2, 4)	1 (0, 1)	5 (3, 7)	0.0 (0.0, 0.0)	0 (0.0, 0.1)	0.0 (0.0, 0.0)	0.0 (0.0, 0.0)
Overall	2210000	2.5 (1.9, 3.1)	144 (138, 151)	0 (0, 1)	1 (1, 1)	0 (0, 0)	2 (1, 2)	0 (0, 0)	0 (0, 1)	0 (0, 0)	1 (0, 1)	0.0 (0.0, 0.1)	0 (0.0, 0.1)	0.0 (0.0, 0.0)	0.0 (0.0, 0.1)
Singapore															
Under age 70	2200000	5.2 (3.9, 6.4)	123 (117, 128)	93 (61, 128)	45 (29, 60)	30 (21, 40)	169 (110, 224)	42 (28, 58)	20 (13, 27)	14 (9, 18)	77 (50, 102)	11.7 (7.6, 16.0)	15 (9.7, 20.2)	11.2 (7.7, 14.8)	12.7 (8.3, 16.8)
Age 70 and over	283000	5.2 (4.0, 6.5)	147 (139, 156)	138 (85, 198)	74 (47, 102)	44 (30, 59)	255 (163, 349)	486 (301, 703)	260 (167, 361)	155 (105, 209)	902 (577, 1240)	5.8 (3.6, 8.4)	6 (3.7, 7.9)	6.9 (4.7, 9.3)	6.1 (3.9, 8.4)
Overall	2490000	5.2 (4.0, 6.4)	135 (128, 142)	231 (151, 315)	118 (78, 160)	74 (50, 98)	424 (277, 561)	93 (61, 127)	48 (31, 64)	30 (20, 40)	170 (111, 227)	7.3 (4.8, 10.0)	7 (4.9, 10.0)	8.2 (5.5, 10.8)	7.7 (5.0, 10.2)
Slovakia															

Under age 70	3150000	4.3	131	194	89	50	333	61	28	16	106	6.9	9	5.3	7.3
		(3.3, 5.3)	(122, 141)	(124, 282)	(60, 121)	(34, 66)	(222, 459)	(39, 89)	(19, 38)	(11, 21)	(70, 146)	(4.4, 10.1)	(6.1, 12.3)	(3.6, 7.1)	(4.8, 10.0)
Age 70 and over	669000	4.3	151	430	167	76	673	642	249	113	1005	2.6	3	2.7	2.7
		(3.3, 5.3)	(135, 167)	(252, 663)	(106, 232)	(50, 103)	(414, 982)	(376, 991)	(159, 346)	(74, 155)	(618, 1467)	(1.5, 4.1)	(1.7, 3.8)	(1.8, 3.7)	(1.7, 4.0)
Overall	3820000	4.3	141	624	256	125	1006	163	67	33	263	3.3	4	3.4	3.4
		(3.3, 5.3)	(129, 154)	(388, 908)	(167, 351)	(85, 169)	(657, 1415)	(101, 238)	(44, 92)	(22, 44)	(172, 372)	(2.0, 4.8)	(2.4, 5.0)	(2.3, 4.6)	(2.2, 4.8)
Slovenia															
Under age 70	1180000	4.2	132	27	18	12	57	23	15	10	48	7.0	9	5.2	7.3
		(3.6, 4.9)	(122, 141)	(17, 39)	(12, 24)	(9, 16)	(38, 77)	(14, 33)	(10, 21)	(7, 14)	(32, 66)	(4.4, 10.1)	(6.0, 12.2)	(3.6, 7.0)	(4.9, 9.9)
Age 70 and over	339000	4.3	152	78	56	53	187	229	166	157	552	2.5	2	2.6	2.6
		(3.7, 4.9)	(136, 168)	(43, 121)	(34, 81)	(34, 74)	(116, 268)	(126, 356)	(102, 239)	(101, 218)	(342, 793)	(1.4, 3.9)	(1.5, 3.4)	(1.6, 3.5)	(1.6, 3.7)
Overall	1520000	4.3	142	105	74	66	244	69	49	43	160	3.0	3	2.8	3.0
		(3.7, 4.9)	(129, 155)	(63, 156)	(47, 104)	(43, 90)	(157, 342)	(41, 102)	(31, 69)	(28, 59)	(103, 225)	(1.8, 4.5)	(1.8, 4.1)	(1.9, 3.9)	(2.0, 4.3)
Solomon Islands															
Under age 70	202000	2.3	124	0	0	0	0	0	0	0	0	0.0	0	0.0	0.0
		(1.8, 2.9)	(117, 131)	(0, 0)	(0, 0)	(0, 0)	(0, 0)	(0, 0)	(0, 0)	(0, 0)	(0, 0)	(0.0, 0.0)	(0.0, 0.0)	(0.0, 0.0)	(0.0, 0.0)
Age 70 and over	17000	2.4	141	0	0	0	0	0	0	0	1	0.0	0	0.0	0.0
		(1.8, 2.9)	(128, 154)	(0, 0)	(0, 0)	(0, 0)	(0, 0)	(0, 0)	(0, 1)	(0, 0)	(0, 1)	(0.0, 0.0)	(0.0, 0.0)	(0.0, 0.0)	(0.0, 0.0)
Overall	219000	2.3	133	0	0	0	0	0	0	0	0	0.0	0	0.0	0.0
		(1.8, 2.9)	(122, 143)	(0, 0)	(0, 0)	(0, 0)	(0, 0)	(0, 0)	(0, 0)	(0, 0)	(0, 0)	(0.0, 0.0)	(0.0, 0.0)	(0.0, 0.0)	(0.0, 0.0)
Somalia															
Under age 70	3150000	2.1	132	0	0	0	0	0	0	0	0	0.0	0	0.0	0.0
		(1.6, 2.6)	(122, 141)	(0, 0)	(0, 0)	(0, 0)	(0, 0)	(0, 0)	(0, 0)	(0, 0)	(0, 0)	(0.0, 0.0)	(0.0, 0.0)	(0.0, 0.0)	(0.0, 0.0)
Age 70 and over	254000	2.1	152	0	0	0	0	0	0	0	0	0.0	0	0.0	0.0
		(1.6, 2.6)	(136, 168)	(0, 0)	(0, 0)	(0, 0)	(0, 0)	(0, 0)	(0, 0)	(0, 0)	(0, 0)	(0.0, 0.0)	(0.0, 0.0)	(0.0, 0.0)	(0.0, 0.0)
Overall	3410000	2.1	142	0	0	0	0	0	0	0	0	0.0	0	0.0	0.0
		(1.6, 2.6)	(129, 154)	(0, 0)	(0, 0)	(0, 0)	(0, 0)	(0, 0)	(0, 0)	(0, 0)	(0, 0)	(0.0, 0.0)	(0.0, 0.0)	(0.0, 0.0)	(0.0, 0.0)
South Africa															
Under age 70	22600000	2.5	132	3	5	4	11	0	0	0	1	0.0	0	0.0	0.0
		(2.3, 2.7)	(127, 136)	(2, 5)	(3, 6)	(3, 5)	(7, 16)	(0, 0)	(0, 0)	(0, 0)	(0, 1)	(0.0, 0.1)	(0.0, 0.1)	(0.0, 0.1)	(0.0, 0.1)
Age 70 and over	2320000	2.5	148	2	3	3	8	1	1	1	3	0.0	0	0.0	0.0
		(2.3, 2.7)	(142, 155)	(1, 3)	(2, 4)	(2, 4)	(5, 11)	(1, 1)	(1, 2)	(1, 2)	(2, 5)	(0.0, 0.0)	(0.0, 0.0)	(0.0, 0.0)	(0.0, 0.0)
Overall	25000000	2.5	140	5	7	7	19	0	0	0	1	0.0	0	0.0	0.0
		(2.3, 2.7)	(135, 146)	(3, 7)	(5, 10)	(4, 9)	(12, 26)	(0, 0)	(0, 0)	(0, 0)	(0, 1)	(0.0, 0.0)	(0.0, 0.0)	(0.0, 0.0)	(0.0, 0.0)
Spain															
Under age 70	25600000	4.0	125	324	147	99	570	13	6	4	22	4.8	6	3.0	4.8
		(3.7, 4.4)	(120, 130)	(205, 454)	(96, 203)	(66, 131)	(371, 772)	(8, 18)	(4, 8)	(3, 5)	(14, 30)	(3.1, 6.8)	(3.9, 8.3)	(2.0, 4.0)	(3.1, 6.5)
Age 70 and over	7790000	4.1	144	944	574	487	2006	121	74	63	257	1.7	1	1.3	1.6
		(3.7, 4.4)	(136, 152)	(519, 1508)	(354, 835)	(321, 673)	(1245, 2880)	(67, 193)	(45, 107)	(41, 86)	(160, 369)	(0.9, 2.7)	(0.9, 2.1)	(0.9, 1.8)	(1.0, 2.3)
Overall	33400000	4.1	134	1268	721	587	2575	38	22	18	77	2.0	2	1.5	1.8
		(3.7, 4.4)	(128, 141)	(752, 1922)	(453, 1023)	(391, 803)	(1636, 3606)	(23, 58)	(14, 31)	(12, 24)	(49, 108)	(1.2, 3.1)	(1.1, 2.4)	(1.0, 2.0)	(1.2, 2.6)
Sri Lanka															
Under age 70	10700000	3.9	126	309	135	85	529	29	13	8	49	4.0	5	3.5	4.3
		(2.9, 4.8)	(119, 132)	(194, 436)	(88, 192)	(56, 115)	(350, 717)	(18, 41)	(8, 18)	(5, 11)	(33, 67)	(2.5, 5.6)	(3.5, 7.6)	(2.3, 4.7)	(2.8, 5.8)
Age 70 and over	1700000	3.9	141	393	204	105	702	231	120	62	412	1.8	2	1.9	1.9
		(3.0, 4.9)	(129, 153)	(242, 571)	(129, 284)	(68, 142)	(442, 982)	(142, 335)	(76, 167)	(40, 84)	(260, 576)	(1.1, 2.7)	(1.2, 2.6)	(1.3, 2.6)	(1.2, 2.6)
Overall	12400000	3.9	133	702	339	190	1231	57	27	15	99	2.4	3	2.4	2.5
		(3.0, 4.9)	(124, 143)	(455, 970)	(217, 463)	(124, 257)	(800, 1673)	(37, 78)	(18, 37)	(10, 21)	(65, 135)	(1.6, 3.3)	(1.6, 3.4)	(1.6, 3.3)	(1.6, 3.4)
Sudan															
Under age 70	16000000	2.4	131	0	1	0	1	0	0	0	0	0.0	0	0.0	0.0
		(1.8, 3.0)	(122, 140)	(0, 0)	(0, 1)	(0, 0)	(1, 1)	(0, 0)	(0, 0)	(0, 0)	(0, 0)	(0.0, 0.0)	(0.0, 0.0)	(0.0, 0.0)	(0.0, 0.0)
Age 70 and over	1550000	2.4	150	0	1	0	1	0	0	0	1	0.0	0	0.0	0.0
		(1.8, 3.0)	(135, 166)	(0, 1)	(0, 1)	(0, 0)	(1, 2)	(0, 0)	(0, 1)	(0, 0)	(0, 1)	(0.0, 0.0)	(0.0, 0.0)	(0.0, 0.0)	(0.0, 0.0)
Overall	17500000	2.4	141	1	1	0	2	0	0	0	0	0.0	0	0.0	0.0
		(1.8, 3.0)	(128, 153)	(0, 1)	(1, 2)	(0, 1)	(1, 3)	(0, 0)	(0, 0)	(0, 0)	(0, 0)	(0.0, 0.0)	(0.0, 0.0)	(0.0, 0.0)	(0.0, 0.0)
Suriname															
Under age 70	251000	2.9	127	0	0	0	1	2	2	1	4	0.3	0	0.3	0.4
		(2.2, 3.6)	(117, 136)	(0, 1)	(0, 1)	(0, 0)	(1, 1)	(1, 2)	(1, 2)	(0, 1)	(2, 5)	(0.2, 0.5)	(0.3, 0.6)	(0.2, 0.4)	(0.2, 0.5)
Age 70 and over	33800	2.9	144	0	1	0	1	11	16	7	34	0.1	0	0.2	0.2
		(2.2, 3.7)	(128, 160)	(0, 1)	(0, 1)	(0, 0)	(1, 2)	(7, 16)	(10, 22)	(5, 10)	(22, 47)	(0.1, 0.2)	(0.1, 0.2)	(0.1, 0.2)	(0.1, 0.2)
Overall	285000	2.9	135	1	1	0	2	3	3	1	7	0.2	0	0.2	0.2
		(2.2, 3.6)	(123, 148)	(0, 1)	(1, 1)	(0, 1)	(1, 3)	(2, 4)	(2, 5)	(1, 2)	(5, 10)	(0.1, 0.3)	(0.1, 0.3)	(0.1, 0.3)	(0.1, 0.3)
Swaziland															
Under age 70	395000	2.6	132	0	0	0	0	0	0	0	1	0.1	0	0.1	0.1
		(1.9, 3.2)	(122, 142)	(0, 0)	(0, 0)	(0, 0)	(0, 1)	(0, 0)	(0, 1)	(0, 1)	(1, 2)	(0.0, 0.1)	(0.0, 0.1)	(0.0, 0.1)	(0.0, 0.1)
Age 70 and over	39800	2.6	152	0	0	0	0	2	3	4	9	0.0	0	0.0	0.0
		(2.0, 3.2)	(136, 168)	(0, 0)	(0, 0)	(0, 0)	(0, 1)	(1, 3)	(2, 5)	(2, 5)	(6, 13)	(0.0, 0.0)	(0.0, 0.0)	(0.0, 0.0)	(0.0, 0.0)
Overall	435000	2.6	142	0	0	0	1	0	1	1	2	0.0	0	0.0	0.0
		(2.0, 3.2)	(129, 155)	(0, 0)	(0, 0)	(0, 0)	(1, 1)	(0, 1)	(0, 1)	(0, 1)	(1, 3)	(0.0, 0.1)	(0.0, 0.1)	(0.0, 0.1)	(0.0, 0.1)
Sweden															
Under age 70	4800000	3.7	126	49	17	10	76	10	3	2	16	2.9	4	1.7	2.9
		(3.4, 4.0)	(120, 132)	(30, 72)	(11, 23)	(7, 13)	(50, 105)	(6, 15)	(2, 5)	(2, 3)	(10, 22)	(1.8, 4.3)	(2.3, 5.0)	(1.2, 2.3)	(1.9, 4.0)
Age 70 and over	1720000	3.7	144	193	71	59	323	112	42	34	188	1.0	1	0.7	0.9
		(3.4, 4.0)	(135, 153)	(104, 310)	(44, 103)	(39, 81)	(195, 480)	(61, 180)	(26, 60)	(23, 47)	(113, 279)	(0.5, 1.6)	(0.5, 1.1)	(0.5, 0.9)	(0.5, 1.3)
Overall	6520000	3.7	135	241	88	70	399	37	13	11	61	1.1	1	0.8	1.0
		(3.4, 4.0)	(128, 142)	(141, 376)	(56, 125)	(47, 94)	(250, 570)	(22, 58)	(9, 19)	(7, 14)	(38, 88)	(0.7, 1.7)	(0.6, 1.3)	(0.5, 1.0)	(0.6, 1.5)
Switzerland															
Under age 70	4230000	3.6	124	29	9	7	45	7	2	2	11	2.7	3	1.7	2.6
		(3.3, 4.0)	(117, 131)	(19, 41)	(6, 12)	(5, 9)	(30, 61)	(4, 10)	(1, 3)	(1, 2)	(7, 14)	(1.7, 3.8)	(2.1, 4.6)	(1.2, 2.3)	(1.8, 3.6)
Age 70 and over	1330000	3.6	139	116	41	31	189	87	31	23	142	0.8	1	0.7	0.8
		(3.3, 4.0)	(129, 149)	(63, 184)	(25, 60)	(21, 42)	(117, 280)	(47, 138)	(19, 45)	(16, 32)	(88, 210)	(0.5, 1.3)	(0.4, 1.0)	(0.5, 0.9)	(0.5, 1.2)
Overall	5570000	3.6	131	145	50	38	234	26	9	7	42	1.0	1	0.8	0.9
		(3.3, 4.0)	(123, 140)	(84, 222)	(31, 72)	(26, 51)	(146, 336)	(15, 40)	(6, 13)	(5, 9)	(26, 60)	(0.6, 1.5)	(0.5, 1.1)	(0.5, 1.0)	(0.6, 1.3)
Syrian Arab Republic															
Under age 70	7910000	4.2	127	395	207	73	675	50	26	9	85	5.2	7	3.8	5.6
		(3.2, 5.2)	(118, 136)	(247, 553)	(127, 295)	(47, 99)	(433, 929)	(31, 70)	(16, 37)	(6, 13)	(55, 118)	(3.3, 7.4)	(4.4, 10.3)	(2.5, 5.2)	(3.6, 7.7)
Age 70 and over	805000	4.2	144	394	176	99	670	490	219	123	832	2.7	3	2.5	2.8
		(3.2, 5.2)	(129, 160)	(238, 574)	(112, 250)	(64, 135)	(419, 945)	(296, 713)	(140, 312)	(80, 169)	(521, 1179)	(1.6, 4.0)	(2.0, 4.4)	(1.6, 3.4)	(1.8, 4.0)
Overall	8710000	4.2	135	789	384	172	1345	91	44	20	154	3.6	4	2.9	3.8
		(3.2, 5.2)	(123, 148)	(512, 1093)	(240, 532)	(112, 232)	(876, 1839)	(59, 125)	(28, 61)	(13, 27)	(101, 212)	(2.3, 5.0)	(2.8, 6.2)	(1.9, 4.0)	(2.5, 5.2)
Taiwan															
Under age 70	13700000	3.9	120	111	192	61	364	8	14	4	26	4.1	5	3.3	4.6
		(3.5, 4.3)	(115, 126)	(69, 158)	(122, 272)	(40, 81)	(237, 500)	(5, 11)	(9, 20)	(3, 6)	(17, 36)	(2.5, 5.7)	(3.5, 7.8)	(2.2, 4.4)	(3.0, 6.4)
Age 70 and over	2470000	4.0	138	184	254	134	572	74	103	54	231	1.6	2	1.6	1.7
		(3.6, 4.3)	(130, 146)	(106, 287)	(159, 363)	(89, 180)	(370, 797)	(43, 116)	(64, 147)	(36, 73)	(150, 323)	(0.9, 2.5)	(1.0, 2.3)	(1.1, 2.1)	(1.1, 2.3)
Overall	16200000	3.9	129	295	446	195	936	18	28	12	58	2.1	2	1.9	2.2
		(3.6, 4.3)	(123, 136)	(183, 429)	(289, 615)	(132, 259)	(611, 1285)	(11, 27)	(18, 38)	(8, 16)	(38, 79)	(1.3, 3.0)	(1.5, 3.2)	(1.3, 2.5)	(1.5, 3.1)
Tajikistan															
Under age 70	2480000	5.4	130	352	253	77	682	142	102	31	275	13.9	18	9.9	14.9
		(4.1, 6.8)	(121, 140)	(226, 491)	(167, 345)	(49, 105)	(448, 928)	(91, 198)	(67, 139)	(20, 42)	(181, 374)	(8.9, 19.4)	(12.2, 25.1)	(6.3, 13.5)	(9.8, 20.3)
Age 70 and over	239000	5.5	150	456	313	63	832	1905	1307	264	3477	7.0	8	9.5	7.5
		(4.2, 6.8)	(133, 166)	(283, 649)	(201, 431)	(41, 86)	(535, 1153)	(1181, 2715)	(840, 1816)	(173, 358)	(2235, 4824)	(4.4, 10.0)	(4.9, 10.7)	(6.3, 12.9)	(4.8, 10.4)
Overall	2720000	5.5	140	808	565	140	1513	297	208	52	556	9.0	10	9.7	9.6
		(4.2, 6.8)	(127, 153)	(535, 1125)	(363, 752)	(92, 189)	(1001, 2058)	(197, 415)	(134, 277)	(34, 69)	(368, 760)	(5.9, 12.5)	(6.7, 13.8)	(6.4, 13.1)	(6.4, 13.2)
Thailand															
Under age 70	38300000	5.3	122	1596	1809	827	4232	42	47	22	110	12.5	17	9.3	13.6
		(4.7, 6.0)	(115, 128)	(1021, 2258)	(1188, 2492)	(543, 1112)	(2777, 5717)	(27, 59)	(31, 65)	(14, 29)	(72, 149)	(8.0, 17.7)	(11.1, 23.3)	(6.1, 12.5)	(8.9, 18.4)
Age 70 and over	6140000	5.4	137	2638	2109	991	5739	429	343	161	934	5.5	6	5.4	5.7
		(4.8, 6.0)	(128, 147)	(1591, 3840)	(1318, 3021)	(654, 1329)	(3658, 8051)	(259, 625)	(215, 495)	(106, 216)	(596, 1310)	(3.3, 8.0)	(3.5, 8.1)	(3.6, 7.2)	(3.6, 7.9)
Overall	44500000	5.4	130	4235	3918	1818	9971	95	88	41	224	6.9	8	6.7	7.5
		(4.7, 6.0)	(121, 138)	(2644, 5945)	(2541, 5484)	(1180, 2461)	(6432, 13674)	(59, 134)	(57, 124)	(27, 56)	(145, 308)	(4.3, 9.7)	(5.3, 11.5)	(4.3, 9.0)	(4.9, 10.3)
Timor-Leste															
Under age 70	343000	4.5	124	15	16	7	38	44	47	19	111	6.6	9	5.6	7.5
		(3.4, 5.6)	(114, 133)	(10, 21)	(10, 22)	(4, 9)	(25, 52)	(28, 63)	(30, 65)	(13, 26)	(71, 151)	(4.2, 9.4)	(5.8, 12.8)	(3.6, 7.6)	(4.8, 10.2)
Age 70 and over	33000	4.5	140	12	13	5	30	368	381	164	914	3.7	4	4.1	4.2
		(3.4, 5.6)	(124, 155)	(8, 17)	(8, 17)	(4, 7)	(20, 41)	(236, 508)	(245, 520)	(107, 224)	(598, 1249)	(2.4, 5.1)	(2.9, 6.1)	(2.7, 5.6)	(2.7, 5.7)
Overall	376000	4.5	132	27	29	12	68	73	76	32	181	4.9	6	4.8	5.6
		(3.4, 5.6)	(119, 144)	(18, 38)	(19, 39)	(8, 16)	(44, 93)	(48, 100)	(50, 105)	(21, 43)	(118, 246)	(3.2, 6.8)	(4.1, 8.6)	(3.1, 6.5)	(3.6, 7.5)
Togo															
Under age 70	2180000	2.8	131	2	4	1	6	1	2	0	3	0.3	0	0.2	0.3
		(2.1, 3.5)	(122, 140)	(1, 3)	(2, 5)	(1, 1)	(4, 9)	(1, 1)	(1, 2)	(0, 1)	(2, 4)	(0.2, 0.4)	(0.2, 0.6)	(0.1, 0.3)	(0.2, 0.5)
Age 70 and over	205000	2.8	151	2	3	1	5	8	14	4	26	0.1	0	0.1	0.2
		(2.1, 3.5)	(136, 166)	(1, 2)	(2, 4)	(0, 1)	(3, 7)	(5, 11)	(9, 20)	(2, 5)	(16, 36)	(0.1, 0.2)	(0.1, 0.2)	(0.1, 0.2)	(0.1, 0.2)
Overall	2390000	2.8	141	4	6	2	12	1	3	1	5	0.2	0	0.2	0.2
		(2.1, 3.5)	(129, 153)	(2, 5)	(4, 9)	(1, 2)	(7, 16)	(1, 2)	(2, 4)	(0, 1)	(3, 7)	(0.1, 0.3)	(0.2, 0.4)	(0.1, 0.2)	(0.1, 0.3)

Tonga															
Under age 70	39700	2.7 (2.0, 3.4)	127 (120, 135)	0 (0, 0)	0 (0, 0)	0 (0, 0)	0 (0, 0)	1 (1, 1)	0 (0, 1)	0 (0, 0)	2 (1, 2)	0.2 (0.1, 0.3)	0 (0.2, 0.3)	0.1 (0.1, 0.1)	0.2 (0.1, 0.3)
Age 70 and over	6110	2.8 (2.1, 3.5)	142 (129, 155)	0 (0, 0)	0 (0, 0)	0 (0, 0)	0 (0, 0)	5 (3, 8)	4 (3, 6)	2 (1, 3)	11 (7, 16)	0.1 (0.0, 0.1)	0 (0.0, 0.1)	0.0 (0.0, 0.1)	0.1 (0.0, 0.1)
Overall	45800	2.8 (2.1, 3.4)	135 (125, 145)	0 (0, 0)	0 (0, 0)	0 (0, 0)	0 (0, 0)	1 (1, 2)	1 (1, 1)	0 (0, 1)	3 (2, 4)	0.1 (0.1, 0.2)	0 (0.1, 0.1)	0.1 (0.0, 0.1)	0.1 (0.1, 0.1)
Trinidad and Tobago															
Under age 70	733000	2.9 (2.5, 3.4)	127 (118, 136)	3 (2, 4)	1 (1, 2)	1 (1, 1)	5 (3, 7)	4 (2, 5)	2 (1, 3)	1 (1, 2)	7 (5, 10)	0.4 (0.3, 0.6)	1 (0.4, 0.8)	0.4 (0.3, 0.5)	0.5 (0.3, 0.6)
Age 70 and over	93400	3.0 (2.5, 3.4)	147 (133, 162)	3 (2, 4)	2 (1, 2)	1 (1, 2)	6 (4, 8)	29 (17, 41)	18 (11, 25)	13 (9, 18)	60 (38, 83)	0.2 (0.1, 0.3)	0 (0.1, 0.3)	0.2 (0.1, 0.3)	0.2 (0.1, 0.3)
Overall	827000	3.0 (2.5, 3.4)	137 (125, 149)	5 (3, 7)	3 (2, 4)	2 (2, 3)	11 (7, 15)	6 (4, 9)	4 (3, 5)	3 (2, 4)	13 (9, 18)	0.3 (0.2, 0.4)	0 (0.2, 0.4)	0.3 (0.2, 0.4)	0.3 (0.2, 0.4)
Tunisia															
Under age 70	5300000	4.4 (3.4, 5.5)	128 (120, 135)	225 (147, 319)	135 (89, 184)	73 (49, 99)	434 (288, 596)	43 (28, 60)	26 (17, 35)	14 (9, 19)	82 (54, 113)	7.1 (4.7, 10.1)	9 (6.2, 12.8)	6.1 (4.0, 8.2)	7.7 (5.1, 10.6)
Age 70 and over	729000	4.5 (3.4, 5.6)	147 (135, 158)	315 (199, 450)	210 (136, 288)	127 (84, 174)	652 (422, 909)	432 (273, 618)	288 (187, 400)	174 (115, 238)	895 (579, 1250)	3.7 (2.3, 5.3)	4 (2.4, 5.2)	3.9 (2.6, 5.3)	3.9 (2.5, 5.4)
Overall	6030000	4.5 (3.4, 5.5)	137 (128, 146)	541 (352, 750)	345 (227, 469)	200 (132, 271)	1086 (714, 1482)	90 (58, 125)	57 (38, 78)	33 (22, 45)	180 (119, 246)	4.6 (3.0, 6.4)	5 (3.2, 6.7)	4.5 (2.9, 6.0)	4.8 (3.2, 6.6)
Turkey															
Under age 70	36300000	4.1 (3.6, 4.6)	123 (118, 127)	1416 (868, 2016)	915 (580, 1278)	432 (280, 585)	2762 (1743, 3835)	39 (24, 55)	25 (16, 35)	12 (8, 16)	76 (48, 106)	4.8 (3.0, 6.9)	6 (4.0, 8.8)	3.8 (2.5, 5.2)	5.2 (3.3, 7.2)
Age 70 and over	4350000	4.2 (3.7, 4.6)	138 (131, 146)	1291 (810, 1838)	950 (601, 1305)	539 (353, 737)	2779 (1774, 3825)	297 (186, 424)	218 (138, 301)	124 (81, 170)	639 (408, 881)	2.5 (1.6, 3.5)	3 (1.6, 3.5)	2.2 (1.5, 3.1)	2.5 (1.6, 3.5)
Overall	40700000	4.1 (3.7, 4.6)	131 (125, 136)	2706 (1713, 3760)	1864 (1173, 2574)	970 (632, 1315)	5541 (3564, 7611)	67 (42, 93)	46 (29, 63)	24 (16, 32)	136 (88, 187)	3.3 (2.1, 4.6)	4 (2.3, 5.0)	2.7 (1.8, 3.7)	3.4 (2.2, 4.7)
Turkmenistan															
Under age 70	2260000	5.5 (4.2, 6.7)	130 (121, 139)	499 (329, 695)	285 (188, 393)	83 (54, 113)	866 (575, 1163)	221 (146, 311)	126 (83, 174)	37 (24, 50)	383 (254, 521)	14.1 (9.3, 19.8)	19 (12.6, 26.2)	11.4 (7.5, 15.5)	15.3 (10.1, 20.8)
Age 70 and over	208000	5.5 (4.2, 6.8)	149 (134, 165)	524 (321, 749)	210 (135, 290)	51 (34, 68)	784 (497, 1082)	2521 (1543, 3604)	1008 (648, 1397)	244 (162, 329)	3774 (2389, 5228)	7.2 (4.4, 10.3)	8 (5.3, 11.5)	10.0 (6.7, 13.5)	7.7 (4.8, 10.6)
Overall	2470000	5.5 (4.2, 6.8)	140 (127, 152)	1023 (676, 1405)	495 (325, 673)	133 (89, 180)	1651 (1107, 2229)	414 (274, 571)	200 (132, 273)	54 (36, 73)	669 (449, 905)	9.4 (6.2, 13.0)	12 (8.1, 16.7)	10.8 (7.2, 14.6)	10.4 (7.0, 14.0)
Uganda															
Under age 70	9680000	2.1 (1.6, 2.7)	134 (124, 144)	0 (0, 0)	0 (0, 0)	0 (0, 0)	0 (0, 0)	0 (0, 0)	0 (0, 0)	0 (0, 0)	0 (0, 0)	0.0 (0.0, 0.0)	0 (0.0, 0.0)	0.0 (0.0, 0.0)	0.0 (0.0, 0.0)
Age 70 and over	838000	2.1 (1.6, 2.7)	155 (139, 172)	0 (0, 0)	0 (0, 0)	0 (0, 0)	0 (0, 0)	0 (0, 0)	0 (0, 0)	0 (0, 0)	0 (0, 0)	0.0 (0.0, 0.0)	0 (0.0, 0.0)	0.0 (0.0, 0.0)	0.0 (0.0, 0.0)
Overall	10500000	2.1 (1.6, 2.7)	145 (131, 158)	0 (0, 0)	0 (0, 0)	0 (0, 0)	0 (0, 0)	0 (0, 0)	0 (0, 0)	0 (0, 0)	0 (0, 0)	0.0 (0.0, 0.0)	0 (0.0, 0.0)	0.0 (0.0, 0.0)	0.0 (0.0, 0.0)
Ukraine															
Under age 70	25700000	4.2 (3.2, 5.2)	133 (128, 139)	3152 (2013, 4441)	1399 (931, 1931)	477 (322, 638)	5028 (3362, 6907)	123 (78, 173)	54 (36, 75)	19 (13, 25)	196 (131, 272)	6.4 (4.1, 9.0)	8 (5.6, 11.7)	4.6 (3.1, 6.1)	6.7 (4.5, 9.4)
Age 70 and over	7120000	4.3 (3.3, 5.3)	153 (141, 165)	7340 (4353, 10757)	2721 (1699, 3819)	429 (280, 583)	10490 (6529, 14896)	1030 (611, 1510)	382 (239, 537)	60 (39, 82)	1473 (917, 2091)	2.7 (1.6, 3.9)	3 (1.7, 3.8)	3.5 (2.3, 4.8)	2.7 (1.7, 3.9)
Overall	32800000	4.2 (3.3, 5.2)	143 (134, 152)	10492 (6691, 14765)	4120 (2676, 5674)	906 (610, 1219)	15518 (10094, 21513)	320 (204, 450)	126 (82, 173)	28 (19, 37)	473 (308, 657)	3.3 (2.1, 4.6)	4 (2.3, 4.9)	4.0 (2.7, 5.4)	3.4 (2.2, 4.7)
United Arab Emirates															
Under age 70	4990000	3.6 (2.7, 4.5)	124 (117, 131)	46 (27, 70)	18 (11, 27)	14 (8, 20)	78 (47, 115)	9 (5, 14)	4 (2, 5)	3 (2, 4)	16 (9, 23)	2.5 (1.4, 3.8)	3 (1.9, 4.7)	2.0 (1.2, 2.9)	2.6 (1.6, 3.8)
Age 70 and over	32100	3.6 (2.7, 4.6)	138 (126, 151)	6 (3, 8)	3 (2, 4)	2 (1, 3)	11 (7, 15)	174 (108, 254)	86 (56, 120)	67 (43, 92)	328 (211, 457)	1.3 (0.8, 1.8)	1 (0.8, 1.7)	1.3 (0.8, 1.8)	1.3 (0.8, 1.8)
Overall	5020000	3.6 (2.7, 4.6)	131 (121, 141)	52 (31, 77)	21 (13, 31)	16 (10, 22)	89 (54, 128)	10 (6, 15)	4 (3, 6)	3 (2, 4)	18 (11, 25)	2.2 (1.3, 3.4)	3 (1.6, 3.9)	1.9 (1.2, 2.7)	2.3 (1.4, 3.3)
United Kingdom															
Under age 70	32800000	3.6 (3.4, 3.9)	126 (122, 130)	368 (238, 528)	116 (74, 166)	87 (60, 116)	572 (381, 794)	11 (7, 16)	4 (2, 5)	3 (2, 4)	17 (12, 24)	2.7 (1.7, 3.9)	3 (2.0, 4.5)	1.7 (1.2, 2.2)	2.6 (1.7, 3.6)
Age 70 and over	10300000	3.7 (3.4, 3.9)	142 (135, 148)	924 (497, 1404)	401 (251, 579)	253 (177, 334)	1578 (952, 2258)	90 (48, 136)	39 (24, 56)	25 (17, 32)	153 (93, 219)	1.0 (0.5, 1.4)	1 (0.4, 1.0)	0.6 (0.4, 0.8)	0.8 (0.5, 1.2)
Overall	43100000	3.6 (3.4, 3.9)	134 (128, 139)	1293 (767, 1855)	518 (332, 740)	340 (238, 453)	2151 (1376, 2983)	30 (18, 43)	12 (8, 17)	8 (6, 10)	50 (32, 70)	1.2 (0.7, 1.7)	1 (0.6, 1.2)	0.7 (0.5, 1.0)	1.0 (0.7, 1.4)
United Republic of Tanzania															
Under age 70	14500000	2.8 (2.3, 3.2)	131 (123, 138)	6 (3, 8)	8 (5, 12)	4 (2, 5)	18 (11, 25)	0 (0, 1)	1 (0, 1)	0 (0, 0)	1 (1, 2)	0.2 (0.1, 0.4)	0 (0.2, 0.5)	0.1 (0.1, 0.2)	0.3 (0.2, 0.4)
Age 70 and over	1410000	2.8 (2.3, 3.3)	144 (133, 156)	5 (3, 8)	10 (6, 14)	4 (3, 6)	20 (12, 27)	4 (2, 5)	7 (4, 10)	3 (2, 4)	14 (9, 19)	0.1 (0.1, 0.2)	0 (0.1, 0.2)	0.1 (0.1, 0.1)	0.1 (0.1, 0.2)
Overall	15900000	2.8 (2.3, 3.2)	138 (128, 147)	11 (7, 16)	18 (11, 25)	8 (5, 12)	37 (23, 52)	1 (0, 1)	1 (1, 2)	1 (0, 1)	2 (1, 3)	0.2 (0.1, 0.2)	0 (0.1, 0.3)	0.1 (0.1, 0.1)	0.2 (0.1, 0.2)
United States of America															
Under age 70	163000000	3.6 (3.4, 3.8)	120 (116, 124)	2210 (1435, 3144)	584 (373, 827)	839 (560, 1133)	3633 (2398, 4962)	14 (9, 19)	4 (2, 5)	5 (3, 7)	22 (15, 31)	2.4 (1.6, 3.4)	3 (1.9, 4.1)	2.0 (1.4, 2.8)	2.5 (1.6, 3.4)
Age 70 and over	40200000	3.6 (3.5, 3.8)	136 (130, 143)	3871 (2181, 5990)	1044 (638, 1533)	1265 (829, 1740)	6180 (3868, 8917)	96 (54, 150)	26 (16, 38)	31 (21, 43)	154 (96, 223)	0.8 (0.5, 1.3)	1 (0.4, 1.0)	0.7 (0.5, 1.0)	0.8 (0.5, 1.2)
Overall	203000000	3.6 (3.4, 3.8)	128 (123, 133)	6081 (3728, 8895)	1627 (1026, 2302)	2104 (1398, 2831)	9812 (6265, 13658)	30 (18, 44)	8 (5, 11)	10 (7, 14)	48 (31, 67)	1.1 (0.7, 1.6)	1 (0.6, 1.3)	1.0 (0.7, 1.3)	1.1 (0.7, 1.5)
Uruguay															
Under age 70	1630000	2.7 (2.1, 3.4)	127 (120, 134)	1 (1, 2)	1 (1, 2)	1 (0, 1)	3 (2, 4)	1 (1, 1)	1 (0, 1)	0 (0, 0)	2 (1, 3)	0.2 (0.1, 0.3)	0 (0.1, 0.3)	0.1 (0.1, 0.2)	0.2 (0.1, 0.2)
Age 70 and over	464000	2.8 (2.1, 3.4)	146 (134, 159)	3 (2, 4)	2 (1, 3)	1 (1, 2)	6 (4, 9)	6 (3, 9)	5 (3, 7)	3 (2, 4)	14 (9, 19)	0.1 (0.0, 0.1)	0 (0.0, 0.1)	0.1 (0.0, 0.1)	0.1 (0.0, 0.1)
Overall	2090000	2.8 (2.1, 3.4)	137 (127, 147)	4 (3, 6)	3 (2, 5)	2 (1, 3)	9 (6, 13)	2 (1, 3)	2 (1, 2)	1 (1, 1)	4 (3, 6)	0.1 (0.1, 0.1)	0 (0.0, 0.1)	0.1 (0.0, 0.1)	0.1 (0.1, 0.1)
Uzbekistan															
Under age 70	12000000	5.7 (4.4, 7.0)	126 (118, 133)	2214 (1408, 3076)	1469 (981, 1966)	419 (272, 564)	4103 (2687, 5547)	184 (117, 256)	122 (82, 164)	35 (23, 47)	341 (223, 461)	14.8 (9.4, 20.6)	20 (13.2, 26.6)	11.1 (7.2, 14.9)	16.0 (10.5, 21.7)
Age 70 and over	1190000	5.7 (4.4, 7.0)	143 (129, 157)	3029 (1818, 4433)	1422 (930, 1980)	335 (222, 452)	4785 (3068, 6757)	2536 (1522, 3713)	1190 (779, 1661)	280 (186, 380)	4006 (2569, 5657)	7.2 (4.4, 10.6)	8 (5.0, 10.7)	10.7 (7.1, 14.4)	7.6 (4.9, 10.7)
Overall	13200000	5.7 (4.4, 7.0)	134 (123, 145)	5243 (3346, 7263)	2891 (1935, 3880)	754 (496, 1011)	8888 (5790, 12101)	396 (253, 552)	219 (146, 294)	57 (37, 76)	672 (438, 915)	9.2 (5.9, 12.9)	11 (7.4, 15.0)	10.9 (7.2, 14.6)	10.0 (6.5, 13.6)
Vanuatu															
Under age 70	91700	2.2 (1.7, 2.8)	132 (125, 139)	0 (0, 0)	0 (0, 0)	0 (0, 0)	0 (0, 0)	0 (0, 0)	0 (0, 0)	0 (0, 0)	0 (0, 0)	0.0 (0.0, 0.0)	0 (0.0, 0.0)	0.0 (0.0, 0.0)	0.0 (0.0, 0.0)
Age 70 and over	8270	2.3 (1.7, 2.8)	149 (136, 163)	0 (0, 0)	0 (0, 0)	0 (0, 0)	0 (0, 0)	0 (0, 0)	0 (0, 0)	0 (0, 0)	0 (0, 0)	0.0 (0.0, 0.0)	0 (0.0, 0.0)	0.0 (0.0, 0.0)	0.0 (0.0, 0.0)
Overall	100000	2.3 (1.7, 2.8)	141 (131, 151)	0 (0, 0)	0 (0, 0)	0 (0, 0)	0 (0, 0)	0 (0, 0)	0 (0, 0)	0 (0, 0)	0 (0, 0)	0.0 (0.0, 0.0)	0 (0.0, 0.0)	0.0 (0.0, 0.0)	0.0 (0.0, 0.0)
Venezuela (Bolivarian Republic of)															
Under age 70	13400000	3.6 (2.7, 4.4)	127 (119, 135)	182 (117, 257)	90 (58, 127)	58 (39, 79)	331 (220, 453)	14 (9, 19)	7 (4, 9)	4 (3, 6)	25 (16, 34)	2.4 (1.5, 3.4)	3 (2.0, 4.3)	2.7 (1.8, 3.6)	2.7 (1.8, 3.6)
Age 70 and over	1620000	3.6 (2.8, 4.4)	145 (132, 157)	187 (112, 271)	90 (57, 126)	95 (62, 130)	371 (232, 513)	115 (69, 167)	55 (35, 78)	58 (38, 80)	229 (143, 317)	1.1 (0.7, 1.6)	1 (0.7, 1.5)	1.5 (1.0, 2.0)	1.2 (0.8, 1.7)
Overall	15000000	3.6 (2.8, 4.4)	136 (126, 146)	369 (237, 509)	180 (117, 245)	153 (101, 208)	703 (453, 963)	25 (16, 34)	12 (8, 16)	10 (7, 14)	47 (30, 64)	1.5 (1.0, 2.1)	2 (1.0, 2.2)	1.8 (1.2, 2.4)	1.6 (1.1, 2.2)
Viet Nam															
Under age 70	43900000	4.6 (3.5, 5.7)	123 (116, 130)	555 (358, 781)	1895 (1201, 2604)	340 (220, 460)	2790 (1796, 3804)	13 (8, 18)	43 (27, 59)	8 (5, 10)	64 (41, 87)	8.0 (5.2, 11.3)	12 (7.3, 15.9)	6.1 (3.9, 8.3)	9.9 (6.4, 13.5)
Age 70 and over	5270000	4.7 (3.5, 5.8)	145 (134, 155)	783 (471, 1138)	2870 (1704, 4274)	640 (423, 869)	4293 (2660, 6087)	148 (89, 217)	544 (323, 813)	121 (80, 165)	814 (504, 1154)	3.9 (2.4, 5.7)	4 (2.4, 6.0)	3.8 (2.5, 5.2)	4.1 (2.5, 5.8)
Overall	49200000	4.6 (3.5, 5.8)	134 (125, 142)	1338 (862, 1850)	4764 (3028, 6672)	980 (644, 1326)	7083 (4580, 9650)	27 (18, 38)	97 (62, 136)	20 (13, 27)	144 (93, 197)	5.0 (3.2, 6.9)	5 (3.5, 7.6)	4.4 (2.9, 6.0)	5.3 (3.4, 7.3)
Yemen															
Under age 70	7470000	3.4 (2.5, 4.3)	127 (118, 136)	76 (48, 108)	62 (40, 86)	30 (19, 41)	167 (107, 232)	10 (6, 14)	8 (5, 11)	4 (3, 6)	22 (14, 31)	1.4 (0.9, 2.0)	2 (1.1, 2.5)	1.0 (0.7, 1.4)	1.5 (0.9, 2.1)
Age 70 and over	614000	3.4 (2.5, 4.3)	144 (129, 160)	53 (33, 75)	45 (29, 62)	24 (16, 33)	123 (79, 170)	87 (54, 122)	74 (48, 102)	40 (26, 55)	200 (129, 277)	0.8 (0.5, 1.1)	1 (0.5, 1.2)	0.8 (0.5, 1.1)	0.8 (0.5, 1.2)
Overall	8090000	3.4 (2.5, 4.3)	136 (123, 148)	129 (83, 178)	107 (69, 146)	54 (36, 75)	290 (190, 396)	16 (10, 22)	13 (9, 18)	7 (4, 9)	36 (23, 49)	1.1 (0.7, 1.5)	1 (0.8, 1.7)	0.9 (0.6, 1.2)	1.1 (0.7, 1.5)
Zambia															
Under age 70	4010000	2.3 (1.7, 2.8)	133 (126, 140)	0 (0, 0)	0 (0, 0)	0 (0, 0)	0 (0, 0)	0 (0, 0)	0 (0, 0)	0 (0, 0)	0 (0, 0)	0.0 (0.0, 0.0)	0 (0.0, 0.0)	0.0 (0.0, 0.0)	0.0 (0.0, 0.0)

Age 70 and over	399000	2.3 (1.8, 2.9)	154 (142, 166)	0 (0, 0)	0 (0, 0)	0 (0, 0)	0 (0, 0)	0 (0, 0)	0 (0, 0)	0 (0, 0)	0 (0, 1)	0.0 (0.0, 0.0)	0 (0.0, 0.0)	0.0 (0.0, 0.0)	0.0 (0.0, 0.0)
Overall	4410000	2.3 (1.8, 2.8)	143 (134, 153)	0 (0, 0)	0 (0, 0)	0 (0, 0)	0 (0, 1)	0 (0, 0)	0 (0, 0)	0 (0, 0)	0 (0, 0)	0.0 (0.0, 0.0)	0 (0.0, 0.0)	0.0 (0.0, 0.0)	0.0 (0.0, 0.0)
							Zimbabwe								
Under age 70	4040000	3.1 (2.7, 3.5)	131 (123, 139)	10 (6, 14)	26 (16, 38)	29 (18, 42)	65 (40, 92)	2 (1, 4)	6 (4, 9)	7 (5, 10)	16 (10, 23)	1.0 (0.6, 1.5)	1 (0.8, 1.8)	0.9 (0.6, 1.3)	1.1 (0.7, 1.6)
Age 70 and over	529000	3.1 (2.7, 3.6)	149 (136, 162)	16 (10, 23)	27 (17, 38)	34 (22, 48)	77 (49, 107)	30 (18, 43)	51 (33, 72)	65 (41, 91)	146 (93, 203)	0.5 (0.3, 0.7)	1 (0.3, 0.8)	0.6 (0.4, 0.9)	0.6 (0.4, 0.8)
Overall	4570000	3.1 (2.7, 3.6)	140 (129, 150)	26 (16, 36)	53 (33, 75)	64 (40, 90)	142 (89, 199)	6 (4, 8)	11 (7, 16)	14 (9, 20)	31 (19, 44)	0.6 (0.4, 0.9)	1 (0.5, 1.1)	0.7 (0.5, 1.0)	0.8 (0.5, 1.1)

References for Supplementary Appendix

1. He FJ, MacGregor GA. Effect of longer-term modest salt reduction on blood pressure. Cochrane Database Sys Rev 2008:CD004937.

2. Graudal NA, Hubeck-Graudal T, Jurgens G. Effects of low sodium diet versus high sodium diet on blood pressure, renin, aldosterone, catecholamines, cholesterol, and triglyceride. Cochrane Database Sys Rev 2011:CD004022.

3. Sciarrone SE, Beilin LJ, Rouse IL, Rogers PB. A factorial study of salt restriction and a low-fat/high-fibre diet in hypertensive subjects. J Hypertens 1992;10:287-98.

4. Uusitupa M, Korhonen M, Litmanen H, Niskanen L, Vaisanen S, Rauramaa R. Effects of moderate salt restriction alone and in combination with cilazapril on office and ambulatory blood pressure. J Hum Hypertens 1996;10:319-26.

5. Whelton PK, Appel LJ, Espeland MA, et al. Sodium reduction and weight loss in the treatment of hypertension in older persons: a randomized controlled trial of nonpharmacologic interventions in the elderly (TONE). TONE Collaborative Research Group. JAMA : the journal of the American Medical Association 1998;279:839-46.

6. Pimenta E, Gaddam KK, Oparil S, et al. Effects of dietary sodium reduction on blood pressure in subjects with resistant hypertension: results from a randomized trial. Hypertension 2009;54:475-81.

7. Meland E, Aamland A. Salt restriction among hypertensive patients: modest blood pressure effect and no adverse effects. Scand J Prim Health Care 2009;27:97-103.

8. Weir MR, Yadao AM, Purkayastha D, Charney AN. Effects of high- and low-sodium diets on ambulatory blood pressure in patients with hypertension receiving aliskiren. Journal of cardiovascular pharmacology and therapeutics 2010;15:356-63.

9. Hummel SL, Seymour EM, Brook RD, et al. Low-sodium dietary approaches to stop hypertension diet reduces blood pressure, arterial stiffness, and oxidative stress in hypertensive heart failure with preserved ejection fraction. Hypertension 2012;60:1200-6.

10. Weir MR, Hall PS, Behrens MT, Flack JM. Salt and blood pressure responses to calcium antagonism in hypertensive patients. Hypertension 1997;30:422-7.

11. Weir MR, Chrysant SG, McCarron DA, et al. Influence of race and dietary salt on the antihypertensive efficacy of an angiotensin-converting enzyme inhibitor or a calcium channel antagonist in salt-sensitive hypertensives. Hypertension 1998;31:1088-96.

12. Huggins CE, Margerison C, Worsley A, Nowson CA. Influence of dietary modifications on the blood pressure response to antihypertensive medication. The British journal of nutrition 2011;105:248-55.

13. Slagman MC, Waanders F, Hemmelder MH, et al. Moderate dietary sodium restriction added to angiotensin converting enzyme inhibition compared with dual blockade in lowering proteinuria and blood pressure: randomised controlled trial. BMJ 2011;343:d4366.

14. Lewington S, Clarke R, Qizilbash N, Peto R, Collins R. Age-specific relevance of usual blood pressure to vascular mortality: a meta-analysis of individual data for one million adults in 61 prospective studies. Lancet 2002;360:1903-13.
15. Lawes CM, Bennett DA, Parag V, et al. Blood pressure indices and cardiovascular disease in the Asia Pacific region: a pooled analysis. Hypertension 2003;42:69-75.
16. Singh GM, Danaei G, Farzadfar F, et al. The age-specific quantitative effects of metabolic risk factors on cardiovascular diseases and diabetes: a pooled analysis. PLoS One 2013;8:e65174.
17. Lim SS, Vos T, Flaxman AD, et al. A comparative risk assessment of burden of disease and injury attributable to 67 risk factors and risk factor clusters in 21 regions, 1990-2010: a systematic analysis for the Global Burden of Disease Study 2010. Lancet 2013;380:2224-60.
18. Micha R, Kalantarian S, Wirojratana P, et al. Estimating the global and regional burden of suboptimal nutrition on chronic disease: methods and inputs to the analysis. Eur J Clin Nutr 2012;66:119-29.
19. National Institute for Health and Clinical Excellence. Prevention of cardiovascular disease at population level (NICE public health guidance 25). London: National Institute for Health and Clinical Excellence; 2010.
20. Whelton PK, Appel LJ, Sacco RL, et al. Sodium, blood pressure, and cardiovascular disease: further evidence supporting the american heart association sodium reduction recommendations. Circulation 2012;126:2880-9.
21. 2010 Report of the Dietary Guidelines Advisory Committee on the Dietary Guidelines for Americans. US Department of Agriculture, Agriculutural Research Service, 2010. (Accessed September 26, 2010, at http://www.cnpp.usda.gov/DGAs2010-DGACReport.htm.)
22. U.S. Department of Agriculture, U.S. Department of Health and Human Services. Dietary Guidelines for Americans, 2010. Washington, DC; 2010.
23. Scientific Advisory Committee on Nutrition. Salt and Health. London: The Stationery Office; 2003.
24. World Health Organization. WHO Guideline: Sodium intake for adults and children. Geneva: WHO; 2012.
25. Aburto NJ, Ziolkovska A, Hooper L, Elliott P, Cappuccio FP, Meerpohl JJ. Effect of lower sodium intake on health: systematic review and meta-analyses. BMJ 2013;346:f1326.
26. Strom BL, Anderson CA, Ix JH. Sodium reduction in populations: Insights from the Institute of Medicine Committee. JAMA 2013:1-2.
27. Law MR, Morris JK, Wald NJ. Use of blood pressure lowering drugs in the prevention of cardiovascular disease: meta-analysis of 147 randomised trials in the context of expectations from prospective epidemiological studies. BMJ 2009;338:b1665.

28. Van Vliet BN, Montani JP. The time course of salt-induced hypertension, and why it matters. Int J Obes 2008;32 Suppl 6:S35-47.
29. Sacks FM, Campos H. Dietary therapy in hypertension. N Engl J Med 2010;362:2102-12.
30. Susic D, Frohlich ED. Salt consumption and cardiovascular, renal, and hypertensive diseases: clinical and mechanistic aspects. Curr Opin Lipidol 2012;23:11-6.
31. Cook NR, Cutler JA, Obarzanek E, et al. Long term effects of dietary sodium reduction on cardiovascular disease outcomes: observational follow-up of the trials of hypertension prevention (TOHP). BMJ 2007;334:885-8.
32. Willett W. Nutritional Epidemiology. Second ed. New York: Oxford University Press; 1998.
33. Cobb LK, Anderson CA, Elliott P, et al. Methodological issues in cohort studies that relate sodium intake to cardiovascular disease outcomes: a science advisory from the american heart association. Circulation 2014;129:1173-86.
34. Day N, McKeown N, Wong M, Welch A, Bingham S. Epidemiological assessment of diet: a comparison of a 7-day diary with a food frequency questionnaire using urinary markers of nitrogen, potassium and sodium. Int J Epidemiol 2001;30:309-17.
35. Dinicolantonio JJ, Pasquale PD, Taylor RS, Hackam DG. Low sodium versus normal sodium diets in systolic heart failure: systematic review and meta-analysis. Heart 2013;Mar 12. Epub ahead of print.
36. Khatibzadeh S, Micha R, Afshin A, Rao M, Yakoob MY, Mozaffarian D. Abstract P060: Major dietary risk factors for chronic diseases: a systematic review of the current evidence for causal effects and effect sizes. Circulation 2012;125:AP060.
37. INTERSALT Cooperative Research Group. Intersalt: an international study of electrolyte excretion and blood pressure. Results for 24 hour urinary sodium and potassium excretion. Intersalt Cooperative Research Group. BMJ 1988;297:319-28.
38. Sacks FM, Svetkey LP, Vollmer WM, et al. Effects on blood pressure of reduced dietary sodium and the Dietary Approaches to Stop Hypertension (DASH) diet. DASH-Sodium Collaborative Research Group. N Engl J Med 2001;344:3-10.
39. World Cancer Research Fund/ American Institute for Cancer Research. Food, Nutrition, Physical Activity, and the Prevention of Cancer: a Global Perspective. Washington DC: AICR; 2007.
40. Powles J, Fahimi S, Micha R, et al. Global, regional, and national sodium intakes in 1990 and 2010: a systematic analysis of 24 h urinary sodium excretion and dietary surveys worldwide. BMJ Open 2013;3:e003733.
41. Danaei G, Finucane MM, Lin JK, et al. National, regional, and global trends in systolic blood pressure since 1980: systematic analysis of health examination surveys and epidemiological studies with 786 country-years and 5.4 million participants. Lancet 2011;377:568-77.

42. Lozano R, Naghavi M, Foreman K, et al. Global and regional mortality from 235 causes of death for 20 age groups in 1990 and 2010: a systematic analysis for the Global Burden of Disease Study 2010. Lancet 2013;380:2095-128.