

Meaning in Life in Emerging Adulthood: A Person-Oriented Approach

Jessie Dezutter, KU Leuven, Belgium

Alan S. Waterman, The College of New Jersey, USA

Seth J. Schwartz, University of Miami, USA

Koen Luyckx, KU Leuven, Belgium

Wim Beyers, Ghent University, Belgium

Alan Meca, Florida International University, USA

Su Yeong Kim, University of Texas, USA

Susan Krauss Whitbourne, University of Massachusetts, USA

Byron L. Zamboanga, Smith College, USA

Richard M. Lee, University of Minnesota, USA

Sam A. Hardy, Brigham Young University, USA

Larry F. Forthun, University of Florida, USA

Rachel A. Ritchie, Florida International University, USA

Robert S. Weisskirch, California State University-Monterey Bay, USA

Elissa J. Brown, St. John's University, USA

S. Jean Caraway, University of South Dakota, USA

Correspondence concerning this article should be sent to Jessie Dezutter, KU Leuven - University of Leuven, Research group Clinical Psychology, Tiensestraat 102 bus 3722, 3000 Leuven, Belgium. Email: Jessie.Dezutter@ppw.kuleuven.be. Telephone: +3216326127.

The first author is a Postdoctoral Researcher at the Fund for Scientific Research Flanders (FWO).

This article has been accepted for publication and undergone full peer review but has not been through the copyediting, typesetting, pagination and proofreading process, which may lead to differences between this version and the Version of Record. Please cite this article as doi: 10.1111/jopy.12033

The research reported in this article was conducted as part of the Multi-Site University Study of Identity and Culture (MUSIC). All collaborators are gratefully acknowledged.

Abstract

Objective: The present study investigated naturally occurring profiles based on two dimensions of meaning in life: Presence of Meaning and Search for Meaning. Cluster analysis was used to examine meaning in life profiles and subsequent analyses identified different patterns in psychosocial functioning for each profile.

Method: A sample of 8,492 American emerging adults (72.5% women) from 30 colleges and universities completed measures on meaning in life, and positive and negative psychosocial functioning.

Results: Results provided support for five meaningful yet distinguishable profiles. A strong generalizability of the cluster solution was found across age, and partial generalizability was found across gender and ethnicity. Furthermore, the five profiles showed specific patterns in relation to positive and negative psychosocial functioning. Specifically, respondents with profiles high on presence of meaning showed the most adaptive psychosocial functioning whereas respondents with profiles where meaning was largely absent showed maladaptive psychosocial functioning.

Conclusion: The present study provided additional evidence for prior research concerning the complex relationship between Presence of Meaning and Search for Meaning, and their relation with psychosocial functioning. Our results offer a partial clarification of the nature of the Search for Meaning process by distinguishing between adaptive and maladaptive searching for meaning in life.

Key words: Meaning in life, cluster analysis, psychosocial functioning

Experiencing meaning in life is an important component of optimal psychological functioning (e.g., Baumeister, 1991; Frankl, 1963). Meaning in life has been defined in terms of coherence, understanding of life, understanding of the world, and purposefulness (e.g., King, Hicks, Krull, & DelGaiso, 2006; Reker & Wong, 1988). It involves forming a sense of coherence in life and investing in important lifelong aspirations (Steger, 2012). Research has indicated that higher levels of meaning in life are associated with more positive emotions and vitality (Brassai, Piko, & Steger, 2010), increased self-esteem (Kiang & Fuligni, 2010), less depressive symptoms (Steger, Mann, Michels, & Cooper, 2009) and lower health-risk behavior (Brassai et al., 2010).

Presence of Meaning and Search for Meaning

Meaning in life is often approached as a broad concept containing cognitive components (e.g., the understandings of who we are), motivational goal-directed components (e.g., identification and pursuit of purpose), and affective components (e.g., feeling that life makes sense) (see Reker & Wong, 1988). Steger and colleagues (2006) further developed this conceptual idea into a clear distinction between two dimensions of meaning in life. The first aspect, Presence of Meaning, encompasses whether individuals perceive their lives as significant, purposeful, and valuable. It refers to the comprehension of oneself and the surrounding world, the understanding of how one fits into the world, and the clarity of one's goals and desires (King et al., 2006). Presence of Meaning can be regarded as a highly desired psychological *quality* ("my life is meaningful") (Steger, Kawabata, Shimai, & Otake, 2008). The second dimension, Search for Meaning, refers to the strength, intensity, and activity of people's efforts to establish or increase their understanding of the meaning and purpose of their lives. It refers to the *process* of how individuals develop their sense of meaning in life ("how can I make my life more meaningful?") (Steger et al., 2008).

Empirical studies have found distinct patterns of correlates associated with these two dimensions. Positive associations between Presence of Meaning and psychological well-being have been found across the lifespan, including adolescence (Brassai et al., 2011), emerging adulthood (Steger et al., 2008), and midlife and later adulthood (Zika & Chamberlain, 1992). The links of Search for Meaning with psychosocial functioning are less clear. Theorists have disagreed about the beneficial or detrimental character of this dimension. Frankl (1963), for example, approached Search for Meaning as a natural, healthy part of life. Baumeister (1991), on the other hand, regarded searching for meaning as a dysfunctional process. He assumed that searching only occurs when individuals' needs for meaning have been frustrated. A compromise position has been offered by Reker (2000), who assumed that Search for Meaning can take healthy as well as unhealthy forms depending on the motivational root of the search (see also Steger et al., 2008). The empirical literature has been similarly complex. Some studies have found that Search for Meaning is related to lower well-being (e.g., Schwartz et al., 2011). Studies that examined cognitive correlates of Search for Meaning and have yielded mixed results. For example, Steger and colleagues (2008) found that Search for Meaning is positively related to rumination and depression, but also to open-mindedness and curiosity.

A novel direction in this research domain explores the interaction between the Presence of Meaning and Search for Meaning. Steger, Oishi, and Kesebir (2011) recently found in a sample of undergraduate students that Presence of Meaning was more strongly related to life satisfaction for those who were actively searching for meaning than for those who were not. Cohen and Cairns (2012) further highlighted the moderating role of Presence of Meaning on Searching for Meaning in life, especially for feelings of happiness and depression in a sample of Australian adults. These preliminary results might suggest that there

may be different ways people experience and pursue meaning in life and these results are in need for further investigation.

A Person-Oriented Approach towards Meaning in Life

Until now, studies addressing the relation between Presence of Meaning and Search for Meaning, and their links to well-being (Cohen & Cairns, 2012; Kiang & Fuligni, 2010; Steger, Oishi, & Kesebir, 2011), have utilized a variable-oriented approach. Variable-oriented approaches concentrate on the relationships among variables through correlational associations and modeling (Schnabel, Asendorpf, & Ostendorf, 2002). Such approaches are not able to investigate the ways in which multiple variables are configured *within* individuals (De Fruyt, Mervielde, & Van Leeuwen, 2002). The person-oriented approach is conceptually different, focusing on identifying groups of individuals within a sample, each group composed of respondents who score similarly on the variables of interest, and whose pattern differs from other groups identified (Scholte, van Lieshout, de Wit, & van Aken, 2005).

Unlike the variable-oriented approach, in which only statements about the direction and strength of associations between variables can be made, the person-centered approach allows investigators to make statements regarding how categories of individuals typically function, as well as about the similarities and differences in those categories. These two approaches are complementary in that both lines of research add to our understanding of human functioning.

Recent insights by Steger, Oishi and Kesebir (2011) and Cohen and Cairns (2012) concerning the potentially intertwined relation of the two meaning dimensions calls for an in-depth exploration in which a person-oriented approach can be valuable. The first research question in this study, therefore, involves the identification of the naturally occurring meaning profiles. Can specific meaning profiles be distinguished and, furthermore, can specific groups of individuals who have similar configurations or profiles be delineated? Further, if specific meaning profiles occur in the population, are they generalizable across different demographic

groups? For example, can the same meaning in life profiles be found for young women and young men and for groups differing in age, namely younger and older emerging adults? Finally, if these meaning in life profiles are indeed distinctive from each other, do these profiles then differ with respect to the quality of their psychosocial functioning? More precisely, are some meaning profiles closer to “optimal” with regard to psychosocial functioning in comparison with other meaning profiles?

Parallels with Identity Clusters

From a lifespan perspective, meaning-related issues can be of importance in every life stage. However, meaning in life might be particularly salient during adolescence and emerging adulthood (Erikson, 1950; Steger, Oishi, & Kashdan, 2009). During these periods of life, the question “Who Am I?” becomes central and refers both to exploring a philosophical set of questions concerning meaning in life as well as to the more narrow domain of identity. Emerging adulthood was proposed by Arnett (2000) as a new conception of development for the period from the late teens through the twenties. Arnett stated that socio-cultural changes in the timing of marriage and parenthood, increases in postsecondary education, and the postponement of workforce entry created the emerging adult life stage in industrialized countries. Studies seem to affirm the idea that emerging adulthood is a distinct period in the life course, characterized by identity change and exploration of possible life directions (Arnett, 2004; Luyckx, et al., 2008).

Steger, et al. (2009) noted that meaning creation is likely to unfold in conjunction with the development of identity. In this vein, parallels can be drawn between the meaning in life dimensions as developed by Steger et al. (2006) and the identity dimensions as formulated by Marcia (1966). According to Marcia (1966), identity formation can be conceptualized along two dimensions: Exploration (active questioning and considering alternatives) and Commitment (strength of choice). Steger and colleagues (2009) suggested that Search for

Meaning might function along the lines of identity exploration, and that Presence of Meaning may function along the lines of identity commitment. However, although dimensions of identity and of meaning in life appear to evidence considerable similarities, they differ in that identity formation is predominantly situated in the field of day-to-day life choices, whereas meaning in life concerns broader existential questions.

Recent identity research (Luyckx, et al., 2008; Schwartz, et al., 2011) used a person-oriented approach to examine different patterns of identity formation in emerging adults. Luyckx and colleagues (2005), for example, identified five identity statuses (i.e., achievement, foreclosure, moratorium, troubled diffusion, and carefree diffusion) that each had theoretically relevant associations with psychosocial functioning. If meaning and identity development are indeed intertwined (e.g., Kiang & Fuligni, 2010), we might assume that a similar pattern of profiles might emerge when focusing on aspects of meaning in life. Furthermore, Burrow and colleagues (2010) explored the existence of possible profiles on aspects of life purpose, a concept that overlaps considerably with the meaning dimensions. They distinguished between purpose exploration and purpose commitment and identified four distinct clusters that were labeled achieved, foreclosed, uncommitted, and diffused, in parallel with identity research.

The Present Study

The aim of this study was to identify distinct profile patterns based on the dimensions of Presence of Meaning and Search for Meaning in a sample of emerging adults. The use of a person-oriented approach offers the possibility of exploring specific configurations of the meaning dimensions within individuals. Based on earlier research in the field of identity (Luyckx et al., 2005) and taking into account the possible parallels between identity (commitment and exploration), and meaning (presence and search), we might assume that specific meaning profiles (patterns of both presence and search within an individual) will

emerge. Furthermore, the present study was designed to determine the extent of generalizability of the profiles across age, gender, and ethnicity. Finally, we explored the relationship between the meaning profiles and the quality of psychosocial functioning as a way of distinguishing more “optimal” profiles of meaning.

In the present study, we included a broad array of indices of positive and negative psychosocial functioning, thus offering the potential for a more expansive evaluation of the meaning-in-life clusters. First, positive psychosocial functioning carries the implication that an individual has been able to address successfully life stressors or developmental tasks (e.g., Havighurst, 1952; Schwartz et al., 2011). A core concept in positive psychosocial functioning is well-being, referring to optimal functioning (Ryan & Deci, 2001). Well-being, however, is a multifaceted construct consisting of motivational, cognitive, and affective aspects.

Because earlier studies have demonstrated that, for example, various identity statuses differ in terms of the different types of well-being (Schwartz et al., 2011), we examined multiple forms of well-being across meaning-in-life clusters. We examined three facets of well-being (cf. Waterman, 2008): (a) subjective well-being, which refers to the level of balance between positive and negative affective states, and to a cognitive assessment of life satisfaction (Diener, 1984); (b) psychological well-being, which can be defined in terms of the person’s ability to address and master life tasks such as creating satisfying interpersonal relationships (Ryff, 1989); and (c) eudaimonic well-being, which can be defined in terms of the extent to which individuals have been able to identify and develop their potentials (Waterman, 2008). Although the three conceptions have been found to relate moderately to strongly with each other, the non-overlap among them leaves open the possibility that they may be differentially mapping onto the meaning-in-life profiles (Schwartz et al., 2011). In addition to these three dimensions of well-being, we also included self-esteem as an important correlate of positive psychosocial functioning.

We also examined negative psychosocial functioning as a correlate of the meaning-in-life clusters. Presence of Meaning has been seen as having a major role in maintaining mental health, and the absence of meaning may drive young adults to experience internalizing (e.g., depressive symptoms, anxiety) and engage in externalizing behaviors (e.g., rule breaking, aggression). There is substantial support for an empirical link between meaning in life and depressive symptoms (Debats, 1996; Steger, Mann, Michels, & Cooper, 2009), as well as some support for the link between meaning in life and externalizing behaviors (Brassai et al., 2011; Shek, 1997).

Linking the meaning profiles with psychosocial functioning, we anticipated that clusters characterized by higher levels of presence of meaning would provide evidence of more successful psychosocial functioning, marked by higher scores on measures of positive functioning and lower scores on measures of negative functioning (Burrow et al., 2010; Steger et al., 2008). The opposite pattern was expected for clusters characterized by lower levels of presence of meaning. In line with the findings of Steger et al. (2011) regarding life satisfaction, we hypothesized that low presence combined with high search might indicate a high level of stress with relatively unhealthy outcomes (Baumeister, 1991; Klinger, 1998), reflected in lower levels of positive psychosocial functioning and higher levels of negative psychosocial functioning. On the other hand, high levels of search for meaning combined with high levels of presence of meaning might indicate an adaptive search pattern (Frankl, 1963) and be accompanied by relatively high levels of positive psychosocial functioning and low levels of negative psychosocial functioning.

Method

Participants

The present sample consisted of 8,492 students (72.5% women) from 30 US colleges and universities (three private colleges, seventeen large and six smaller state universities, and

four major private universities), representing 20 U.S. states. At all sites, the study was approved by the site's Institutional Review Board. The overrepresentation of women in the sample is consistent with the disproportionate representation of women among American students in general (<http://www.prb.org/Articles/2011/gender-gap-in-education.aspx>). The mean participant age was 19.98 years ($SD = 2.08$), and students had been in college for an average of 2.34 years ($SD = 1.38$). Sixty-one percent of the students self-identified as White, 15% as Hispanic, 10% as East Asian, 9% as Black, 3% as South Asian, 1% as Middle Eastern, and less than 1% as another ethnicity. Eighty-eight percent of the students were born in the US. Concerning religion, 33% self-identified as Protestant, 27% as Catholic, 15% as atheist or nonbeliever, 7% as agnostic, 3% as Jewish, 2% as Buddhist, 1% as Muslim, 1% as Hindu, and the remaining as having another religious preference. Concerning the annual family income, 20% situated the income as below 30K, 18% as between 30K and 50K, 31% as between 50K and 100K, 28 above 100K, and 3% did not know their family income.

Classes were surveyed in the disciplines of psychology, sociology, business, family studies, education, and human nutrition. Participants were directed through printed or emailed announcements to a website developed specifically for the present study. Students participated as a part of the course research requirement or received extra course credit for their participation. Of participants who logged on to the study website, 85% completed all six survey pages. Data were collected between September 2008 and October 2009.

Measures

Meaning in life. Participants rated the 10 items of the *Meaning in Life Questionnaire* (MLQ, Steger, Frazier, Oishi, & Kaler, 2006) on a 6-point Likert scale ranging from 1 (*strongly disagree*) to 6 (*strongly agree*). One subscale taps into Presence of Meaning (Cronbach's $\alpha = .87$ in the current sample) and one into Search for Meaning (Cronbach's

alpha = .88 in the current sample). Sample items include “I understand my life’s meaning” (Presence) and “I am always looking to find my life’s purpose” (Search).

Positive psychosocial functioning. Four scales were used as indicators of positive psychosocial functioning: life satisfaction (subjective well-being), psychological well-being, eudaimonic well-being, and self-esteem (Cronbach’s alphas reported in Table 1). The 5 items from the *Satisfaction with Life Scale* (SWLS; Diener, Emmons, Larsen, & Griffin, 1985) were rated on a 7-point scale (1 = *strongly disagree*, 7 = *strongly agree*). A sample item is “If I could live my life over again, I would change almost nothing.” The *Scales for Psychological Well-being* (SPWB, Ryff & Keyes, 1995) assess six aspects of well-being (autonomy, environmental mastery, growth, purpose in life, relationships and self-acceptance) on a 5-point Likert scale. A total score was obtained by summing participants’ responses across all 18 items. A sample item is “I like most aspects of my personality”. The 21 items from the *Questionnaire for Eudaimonic Well-Being* (QEWB; Waterman et al., 2010) were rated on a 5-point Likert scale, gauging the extent to which one was oriented toward discovering one’s life purpose and exploring one’s potentials. A sample item is “I feel that I have discovered who I really am.” The 10 items from the *Rosenberg Self-Esteem Scale* (RSES; Rosenberg, 1965) were rated on a 5-point scale (1 = *strongly disagree*, 5 = *strongly agree*). A sample item is “On the whole, I am satisfied with myself.”

To avoid conceptual overlap with meaning in life, we removed the 3 items from the Psychological Well-being Scale that refer to purpose of life and we removed five items from the Eudaimonic Well-being Scale that refer to the concept of meaning.

Negative psychosocial functioning. We assessed internalizing symptoms (depressive and anxious symptoms) and externalizing behavior as aspects of negative psychosocial functioning. The *Center for Epidemiologic Studies Depression Scale* (CES-D; Radloff, 1977) assesses depressive symptoms during the week prior to assessment. Participants rated the 20

items on a 5-point Likert scale and a sample item was “I felt sad this week”. General anxiety symptoms were measured using an adapted version of the *Beck Anxiety Inventory* (Beck, Brown, Epstein; & Steer, 1988), which assesses anxiety symptoms during the week prior to assessment. Eighteen items are rated on a 5-point Likert scale, and a sample item was “I have been worrying a lot this week”. The *Adult Self-Report* (ASR; Achenbach & Rescorla, 2003), as adapted by Burt and Donnellan (2008), assesses rule breaking, social aggression, and physical aggression. Items asked how often (1= *never*, 5= *all the time*) participants engaged in a number of behaviors during the last six months. The social aggression subscale consists of 11 items (e.g., “Made negative comments about someone else’s appearance”), the physical aggression subscale consists of 10 items (e.g., “Got into physical fights”), and the rule breaking subscale consists of 11 items (e.g., “Broke into a store, mall, or warehouse”).

Results

Exploring Meaning in Life Profiles

Cluster analyses were conducted on the Presence of Meaning and Search for Meaning dimensions using SPSS 20.0 and the Ginkgo software (Bouxin, 2005). Scores were standardized within the total sample, and these standardized scores served as the input variables for the analyses.

Primary cluster analysis

In the first step, a hierarchical cluster analysis was carried out using Ward’s method and squared Euclidian distances (Steinley & Brusco, 2007). Ward’s minimum variance procedure (1963) was chosen because this algorithm is intended to recover well-separated, minimum variance clusters (Breckenridge, 1989).

In the second step, the cluster centers from this hierarchical analysis were used as nonrandom starting points in a non-iterative *k*-means clustering procedure (Breckenridge, 2000). This two-step procedure remedies one of the major shortcoming of the hierarchical method, namely

that once a case is clustered, it cannot be reassigned to another cluster at a subsequent stage.

K-means clustering, however, minimizes within-cluster variability and maximizes between-cluster variability, allowing reassignments to “better fitting” clusters and thus optimizing cluster membership (Gore, 2000). In sum, in the first step, hierarchical clustering is used in order to define the clusters, and in the second step, the *k*-means clustering assigns individuals to their “best fitting” clusters.

We considered two to six cluster solutions, first comparing these various solutions using the Calinski-Harabasz index (CH; Steinley, 2006). This index indicated that the 5- or 6-cluster solution provides the best fit (CH index respectively 4194.04, 5044.70, 4619.87, 5483.25, and 5581.47 for the two to six cluster solutions). However, inspection of the 6-cluster solution revealed that two clusters were virtually identical to one another (two clusters representing High Presence-Low Search), suggesting that a 5-cluster solution would provide a more parsimonious and meaningful representation of the data. Furthermore, we examined the percentage of variance in the clustering variables that is explained by the cluster solution (Milligan & Cooper, 1985). Inspection of the explained variance (adjusted *R* squared) in both Presence of Meaning and Search for Meaning construct in each of these solutions indicated that in the 2 and 3- cluster solution at least one of the meaning dimensions explained less than half of variability and can therefore be considered as not optimal fitting cluster solutions. Finally, the proportions of the variance explained by the cluster solution (η^2) for the 2 to 6-cluster solutions were .61 for the 2-cluster solution, .55 for the 3-cluster solution, .62 for the 4-cluster solution, .72 for the 5- cluster solution, and .77 for the 6 cluster solution. The explained variance (partial η^2) in both Presence of Meaning and Search for Meaning increased by 7% when moving from 3 to 4 clusters, by 10% when moving from 4 to 5 clusters, and by 5% when moving from 5 to 6 clusters, pointing to a 5-cluster solution as most optimal.

Validation and generalization of the cluster solution

To examine the stability of this cluster solution, a double cross-validation procedure was used as described by Breckenridge (1989). The sample was randomly split into two halves and the full two-step procedure was applied within each subsample. Next, participants within each half-sample were assigned to new clusters on the basis of the final centroids from the other half-sample. We compared the two solutions within each half-sample using Cohen's kappa (Breckenridge, 2000) and the Hubert-Arabie Adjusted Rand Index (Hubert & Arabie, 1985; Rand, 1971). Both kappa (.94) and Hubert-Arabie Adjusted Rand Index (.98) pointed to a stable and replicable five-cluster solution.²

Figure 1 presents the final cluster solution, with z -scores plotted on the Y-axis. Because the clusters were defined using z -scores for the total sample, each cluster's mean z -scores indicate how far that cluster deviates from the total sample mean score and from the means of the other four clusters (Scholte et al., 2005). The distances, in standard-deviation units, among the clusters' means (and between each cluster mean and the total sample mean, which is standardized to zero) may be interpreted as an index of effect size. Analogous to Cohen's d , 0.2 SD represents a small effect, 0.5 SD represents a moderate effect, and 0.8 SD represents a large effect. The clusters that we found were characterized by z -scores reflecting moderate to strong deviations from the overall sample mean, suggesting that the five clusters differed considerably in terms of their scores on Presence of Meaning and Search for Meaning. The five clusters found were labeled "High Presence-High Search" ($n = 1,957$), "Undifferentiated" ($n = 2,968$), "High Presence-Low Search" ($n = 1,253$), "Low Presence-High Search" ($n = 1,537$) and finally, "Low Presence-Low Search" ($n = 777$).

Generalizability of the 5 clusters across age, gender, and ethnicity was again tested using the cross-validation procedure (Breckenridge, 1989). For age, we split the sample into

² Based on the suggestion of a reviewer, we re-analyzed the replicability of the cluster solution with a bootstrap approach. Results pointed to a stable and replicable five-cluster solution (1000 bootstrap draws: Adjusted Rand between .967 and .982).

two groups (18-25 years old and 26-30 years old). The kappa of .84 indicated that the five cluster solution was generalizable across the two age groups. A similar procedure was performed in order to test the generalizability across gender and the kappa was .47. Figure 2 displays the distinct cluster solutions for men and women. Results indicated partial generalizability across gender involving at least 3 similar clusters (High Presence-High Search, High Presence-Low Search, Low Presence-High Search) in both females and males, one similar cluster with differences in effect sizes (Undifferentiated), and one cluster with a different pattern (Low Presence-Low Search in the males and total sample versus High Presence-Moderate Search in the female sample).³

Meaning Profiles and Psychosocial Functioning

Total sample. To test the relationship between the meaning clusters and the quality of psychosocial functioning, two sets of MANOVA's were conducted, one set for the positive functioning and one set for the negative functioning variables. Results indicated significant cluster differences for positive psychosocial functioning (i.e., life satisfaction, psychological well-being, eudaimonic well-being, and self-esteem life satisfaction) and negative psychosocial functioning (i.e., depressive symptoms, anxiety, rule breaking, social aggression, and physical aggression) variables. The univariate *F*-values, with multiple pairwise combinations conducted using the Tukey's Honestly Significant Difference (HSD) test, are displayed in Table 1. Each of the five clusters was associated with a unique profile in terms of psychosocial functioning. Effect sizes for positive psychosocial functioning variables were large (more than 13.8% of variance explained; Cohen, 1988). Effect sizes for the negative psychosocial functioning variables were small to medium (less than 13.8% variance explained).

³Generalizability of the 5 clusters across ethnicity was tested as well. However, due to the small percentage of individuals in the South Asian (3%) and Middle Eastern (1%) groups, these groups were left out of the analyses by ethnicity. Furthermore, because the sample was predominantly White, this group was used as the reference group. Cohen's kappa was .86 for the Black group, .62 for the East Asian group, and .49 for the Hispanic group.

Individuals in the High Presence-Low Search cluster reported the highest levels of positive psychosocial functioning, as well as the lowest levels of negative psychosocial functioning. Individuals in the High Presence-High Search cluster reported lower levels of positive psychosocial functioning, and higher levels of negative psychosocial functioning, compared to individuals in the High Presence-Low Search cluster, but the pattern of functioning of individuals in the High Presence-High Search cluster was still significantly more favorable than the remaining clusters. This seems to indicate that individuals who experience high levels of meaning in their lives are better adapted compared to those individuals who experience low levels of meaning. Individuals in the Low Presence-Low Search cluster seemed to be the most poorly adapted group, with the lowest levels of positive psychosocial functioning and the highest levels of negative psychosocial functioning. The individuals in the Low Presence-High Search cluster were characterized by a similar profile as the individuals in the Low Presence-Low Search cluster, although they reported somewhat higher levels of eudaimonic and psychological well-being, and lower levels of rule breaking, social aggression, and physical aggression. Thus, both of these clusters that were characterized by a lack of experiencing meaning tended to report low psychosocial functioning – though individuals in the Low Presence-Low Search cluster exhibited the most maladaptive profile. The individuals in the Undifferentiated cluster reported intermediate levels on all of the psychosocial variables.

Gender. Given the partial generalizability across gender for the 5 cluster solution, separate sets of MANOVA's were conducted for men and women. The univariate *F*-values, and multiple pairwise combinations conducted using the Tukey's Honestly Significant Difference (HSD) test, are displayed in Table 2. Both men and women in the High Presence-Low Search cluster exhibited the highest levels of positive psychosocial functioning, as well as the lowest levels of negative psychosocial functioning, similar as in the total sample. Both

men and women in the High Presence-High Search cluster reported lower levels of positive psychosocial functioning, and higher levels of negative psychosocial functioning, compared to respectively men/women in the High Presence Low-Search cluster, but the pattern of functioning in the High Presence-High Search cluster was still significantly more favorable than the remaining clusters.

For women in the High Presence-Moderate Search, a similar pattern of optimal functioning appeared with levels between those of the individuals in the High Presence-High Search and High Presence-Low Search in. For men, the Low Presence-Low Search cluster seemed to be the least optimal cluster resulting in very low levels of positive functioning and high levels of negative functioning. For women, the Low Presence-Low Search cluster did not emerge in the 5-cluster solution, and the Low Presence-High Search cluster turned out to be the least optimal cluster for them. Also for men, this cluster is linked to less optimal functioning. Both for men and women in the Undifferentiated cluster, intermediate levels of psychosocial functioning are reported.

Discussion

The purpose of the present study was to gain more insight in the complex relation between Presence of Meaning and Search for Meaning and the person-centered patterns formed by combining these dimensions in terms of psychosocial functioning. Therefore, we aimed to complement prior variable-oriented approaches by delineating meaning in life profiles encompassing both experiencing meaning as well as searching for meaning. This person-oriented strategy allowed us to group respondents on the basis of meaning similarities and to make statements about how individuals with a specific meaning profile are functioning. Furthermore, we aimed to explore the generalizability of the profiles across specific demographic factors. Our study focused on emerging adulthood as a life period in which

meaning might be especially salient (Erikson, 1950), although we realize that meaning-related issues are of importance during the whole life span (Frankl, 1963).

Meaning Clusters

The obtained clusters suggested five profiles of search for and presence of meaning in life. Four clusters parallel earlier research on purpose (Burrow et al., 2010) and one additional cluster (Undifferentiated) parallels earlier results in identity research (Luyckx et al., 2005, 2008). Both the High Presence-Low Search cluster as well, as its conceptual opposite (Low Presence-High Search), fit very well in the current meaning literature and reflects the Presence-to-Search model. These clusters are in line with Kashdan and Steger's findings (2007), suggesting that, in the absence of meaning, individuals are driven toward seeking meaning or, furthermore, that the search for meaning is a natural reaction to the absence of meaning.

In addition, the High Presence-High Search cluster fits with the theorizing of Frankl (1963), in that searching for meaning creates higher levels of meaning in life. Additionally, the opposing cluster (Low Presence-Low Search) was found to characterize a group of individuals who have a very negative stance toward meaning-related topics. Finally, the Undifferentiated cluster was near the midpoint with respect to both Presence and Search. It is possible that this cluster consists of emerging adults who are only mildly interested in meaning-related questions. These individuals differ from the Low Presence-Low Search cluster in that the latter group appears to actively avoid meaning-related questions and thus hold a negative, instead of an undifferentiated, attitude toward meaning in life.

A strong generalizability of the cluster solution was found across age, and partial generalizability was found across gender involving at least 3 of the 5 clusters. In addition, partial generalizability was found across ethnicity, especially for black and East Asian individuals in comparison to white individuals, and to a lesser extent for Hispanics. These

findings appear to indicate that gender and ethnicity might play a moderating role with respect to the naturally occurring groups when considering the presence and search for meaning simultaneously. If these effects are replicable, future research may be helpful in establishing a better understanding of the nature of the moderating effects observed in this study.

Meaning Clusters and Psychosocial Functioning

Comparison of the meaning clusters vis-à-vis positive and negative psychosocial functioning yielded clear distinctions among the five clusters. Individuals in the two clusters where meaning in life is present (i.e., High Presence-High Search and High Presence-Low Search) reported the most adaptive psychosocial functioning. This finding is consistent with the contention that meaning in life is a vital ingredient for optimal functioning (e.g., Ryff & Singer, 1998; Steger, 2012). The most adaptive profile for optimal psychosocial functioning seems to be the combination of high levels of presence of meaning and low levels of search for meaning (High Presence-Low Search). Individuals in this cluster reported favorable psychosocial functioning, with high scores on all three forms of well-being (subjective, psychological, and eudaimonic well-being) and on self-esteem, and with low scores on depressive symptoms, anxiety, aggression, and rule breaking.

The High Presence-High Search profile was characterized by only slightly lower scores on positive psychosocial functioning and slightly higher scores on negative functioning. This finding is consistent with those of Cohen and Cairns (2012), who found that individuals who reported high levels of searching for meaning are protected from the negative outcomes of this process (on happiness) by holding high levels of presence of meaning. Our findings extend Cohen and Cairns' conclusions by including a more extensive range of dimensions of psychosocial functioning, both positive and negative.

However, searching for meaning in the absence of a sense of meaning seems to be associated with maladjustment – individuals in the Low Presence-High Search cluster scored

very low on positive psychosocial functioning and very high on negative psychosocial functioning. These individuals do not appear to feel happy or satisfied in their lives (low well-being and low life satisfaction) or with themselves (low self-esteem), and they report externalizing symptoms. These findings confirm the conclusions stated by Steger, Oishi, and Kesebir (2011) who found an interaction effect of presence and search in the prediction of life satisfaction and concluded that “people were very satisfied with their lives if they were actively searching for meaning and had already found meaning, whereas people were not satisfied if they were actively searching for meaning and had not yet found meaning” (p. 7). Indeed, our results indicate that individuals with a High Presence-High Search profile report more optimal functioning in comparison to individuals with a Low Presence-High Search profile.

However, Steger et al. (2011) also suggest that individuals low in meaning in life might be better adjusted if they are not actively searching for meaning. Our findings, in contrast, suggest that individuals with a Low Presence-Low Search profile are the most poorly adapted group – closely followed by individuals with a Low Presence-High Search profile. The lack of experiencing meaning in life again appears related to problematic functioning, and the lack of search for meaning may exacerbate this maladaptive pattern for some of the psychosocial functioning measures. Specifically, the Low Presence-Low Search cluster scored highest on externalizing problems, as well as lowest on eudaimonic and psychological well-being – perhaps indicating that these individuals experience the greatest degrees of difficulty with the transition to adulthood. This pattern of findings suggests that lack of interest in one’s life purpose is linked with compromised psychosocial functioning.

Parallels between Meaning in Life and Identity

Reviewing the clusters and their relations with psychosocial functioning suggests parallels with the identity status literature, as mentioned in the introduction. Recent findings

in identity research have identified distinct identity status clusters (e.g., Luyckx, et al., 2005; Luyckx et al., 2008; Schwartz et al., 2011). Steger and colleagues (2009) pointed to the similarities between the dimensions underlying the identity status model – commitment and exploration – and the presence and search dimensions of meaning.

The five-cluster solution that we found for meaning in life is highly consistent with research on identity formation (Luyckx et al., 2005). We can, for example, see parallels between the Low Presence-High Search cluster and the “moratorium status”. Person-oriented identity research has suggested that moratorium individuals, in particular, tend to report high levels of maladaptive or ruminative exploration (Luyckx et al., 2008). Rumination might represent a (partial) explanation for the negative psychosocial functioning found in the Low Presence-High Search individuals.

Furthermore, the High Presence-Low Search cluster shows similarities with the “foreclosed status” in describing individuals who accept and internalize ascribed meanings without searching for alternative meaning systems. However, because the wording of all items in the Meaning in Life Questionnaire are in the present tense, we do not know whether individuals reporting low search for meaning may have engaged in such searching in the past. Individuals who develop a sense of meaning without searching bear theoretical resemblance to the foreclosed status, whereas those who adopt a meaning system following a period of searching resemble the achieved status. The High Presence-Low Search cluster can thus be a mix of identity achievers and foreclosures.

The Low Presence-Low Search cluster seems similar to the “diffusion status” (Luyckx et al., 2005, 2008; Schwartz et al., 2011), which is also characterized by a lack of interest in identity issues. The maladaptive functioning related to our Low Presence-Low Search cluster parallels the elevated levels of illegal drug use, sexual risk behavior, and drunk driving observed in the carefree diffusion cluster (Schwartz et al., 2011). The High Presence-High

Search cluster can be a mix of (a) moratorium individuals who are further along the process of resolving their search but are not finished yet and (b) achievers who established meaning in their life but continue to search and refine their sense of meaning. Finally, the undifferentiated cluster is also found in identity research describing individuals very close to the sample mean of identity dimensions. These emerging adults might not engage substantially with existential meaning in life.

Burrow and colleagues (2010) have also noted this correspondence between meaning in life and identity processes, stating that “the process of resolving who one is may provide an essential context for identifying and pursuing goals that are meaningful to the self” (p. 1266). We can assume that, during adolescence and emerging adulthood, the meaning system that one has internalized from parents likely needs to be revised to some extent. Young people are tasked with defining who they are and determining the set of values and beliefs to which they should dedicate their lives. Such a conclusion is in line with the research of Kiang and Fuligni (2010), who found that meaning and identity development appear to coincide and are jointly relevant to young people.

Limitations

The present results should be interpreted in light of several limitations. First, the present sample, although large and heterogeneous, was not randomly selected. Participants entered the study of their own volition in exchange for extra course credit or to satisfy a research requirement. Moreover, college samples are also likely to be disproportionately female, as was the case in the present study. Because cluster analysis is a data-driven procedure, the nature of the sample is of paramount importance and limits the generalizations that can be drawn. Replication of the current findings with a gender-balanced sample is an important future step. Furthermore, replication of the cluster solution in other age groups is necessary as well. Some preliminary results are available on Flemish adult chronic pain

patients confirming our present results but further research is needed. Second, the cross-sectional design that we used limits the conclusions regarding the directionality of the relationships between meaning in life and psychosocial functioning. Adaptive psychosocial functioning may stimulate, as well as be stimulated by, feelings of presence of meaning (cf. Luyckx et al., 2010). Hence, longitudinal studies are necessary to clarify the direction of the relations between meaning and psychosocial functioning.

Furthermore, future research should focus more explicitly (and longitudinally) on identity formation to clarify the overlap versus independence of identity and meaning in life. If, for example, presence of meaning helps to promote identity consolidation (or vice versa), profiles of meaning in life should empirically parallel the developmental structure of identity statuses; and the two categorical schemes should be associated with similar sets of psychosocial correlates. A final limitation is the use of questionnaires. Although questionnaires are appropriate to gather information about subjective and internal concepts such as meaning in life, the sole reliance on self-report measures may have led to an overestimation of some of the correlations among variables due to shared method variance (Podsakoff, McKenzie, Lee, & Podsakoff, 2003). Furthermore, we do not know the extent to which questionnaires with Likert-type scales are able to accurately tap into existential aspects of life. The present findings might be followed up by narrative or mixed-method studies in order to obtain more detailed information on the experiences of meaning and the search for meaning in individuals' lives.

Conclusion

Despite these limitations, the present study has provided some additional insight into the complex interplay between Presence of Meaning and Search for Meaning, and how these constructs may play a role in emerging adult psychosocial functioning. The present findings affirm the important role of Presence of Meaning for optimal psychosocial functioning during

the transition to adulthood. In addition, our results offer (a partial) clarification of the nature of the Search for Meaning process by distinguishing between adaptive (High Presence-High Search) and maladaptive (Low Presence-High Search) searching for meaning in one's life.

However, further research in this field is necessary in order to replicate the clustering solution in distinct samples and to clarify further the role of meaning in the context of developmental stressors and processes.

References

- Achenbach, T., & Rescorla, L. (2003). *Manual for the ASEBA adults forms & profiles*. Burlington, VT: University of Vermont, Department of Psychiatry.
- Arnett, J. J. (2000). Emerging adulthood: A theory of development from the late teens through the twenties. *American Psychologist*, 55, 469–480.
- Arnett, J. J. (2004). *Emerging adulthood: The winding road from the late teens through the twenties*. Oxford, UK: Oxford University Press.
- Asendorpf, J. B., Borkenau, P., Ostendorf, F. & van Aken, M. (2001). Carving personality at its joints: Confirmation of three replicable personality prototypes for both children and adults. *European Journal of Personality*, 15, 169-198.
- Baumeister, R. (1991). *Meanings in life*. New York: Guilford.
- Beck, A. T., Brown, G., Epstein, N., & Steer, R. A. (1988). An inventory for measuring clinical anxiety - psychometric properties. *Journal of Consulting and Clinical Psychology*, 56, 893-897.
- Bouxin, G. (2005): Ginkgo, a multivariate analysis package. *Journal of Vegetation Science* 16: 353-359.
- Brassai, L., Piko, B. F., & Steger, M. F. (2011). Meaning in life: Is it a protective factor for adolescents' psychological health? *International Journal of Behavioral Medicine*, 18, 44-51.
- Breckenridge, J. N. (1989). Replicating cluster analysis: Method, consistency, and validity. *Multivariate Behavioral Research*, 24, 147-161.
- Breckenridge, J. N. (2000). Validating cluster analysis: Consistent replication and symmetry. *Multivariate Behavioral Research*, 35, 261-285.

- Burrow, A. L., O'Dell, A. C., & Hill, P. L. (2010). Profiles of a developmental asset: Youth purpose as a context for hope and well-Being. *Journal of Youth and Adolescence*, 39, 1265-1273.
- Burt, S. A., & Donnellan, M. B. (2008). Personality correlates of aggressive and non-aggressive antisocial behavior. *Personality and Individual Differences*, 44, 53-63.
- Cohen, J. (1988). *Statistical power analysis for the behavioral sciences (2nd edition)*. Hillsdale, NJ: Laurence Erlbaum.
- Cohen, K., & Cairns, D. (2012). Is searching for meaning in life associated with reduced subjective well-being? Confirmation and possible mediators. *Journal of Happiness Studies*, 13, 313-331.
- Debats, D. L. (1996). Meaning in life: Clinical relevance and predictive power. *British Journal of Clinical Psychology*, 35, 503-516.
- Defruyt, F., Mervielde, I., & Van Leeuwen, K. (2002). The consistency of personality type classification across samples and five-factor measures. *European Journal of Personality*, 16, S57-S72.
- Diener, E. (1984). Subjective well-being. *Psychological Bulletin*, 95, 542-575.
- Diener, E., Emmons, R. A., Larsen, R. J., & Griffin, S. (1985). The satisfaction with life scale. *Journal of Personality Assessment*, 49(1), 71-75.
- Erikson, E. (1950). *Childhood and society*. New York: W. W. Norton & Company Inc.
- Erikson, E. (1968). *Identity: youth and crisis*. New York: Norton.
- Frankl, V. (1963). *Man's search for meaning: An introduction to logotherapy*. New York: Washington Square Press.
- Gore, P. (2000). Cluster analysis. In H. Tinsley & S. Brown (Eds.), *Handbook of applied multivariate statistics and mathematical modeling* (pp. 297-321). San Diego, CA: Academic Press.

- Havighurst, R. (1952). *Developmental tasks and education*. New York, NY: David McKay.
- Hubert, L. & Arabie, P. (1985). Comparing partitions. *Journal of Classification*, 2, 193-218.
- Kashdan, T., & Steger, M. (2007). Curiosity and pathways to well-being and meaning in life: Traits, states, and everyday behaviors. *Motivation and Emotion*, 31, 159-173.
- Kiang, L., & Fuligni, A. J. (2010). Meaning in life as a mediator of ethnic identity and adjustment among adolescents from Latin, Asian, and European American backgrounds. *Journal of Youth and Adolescence*, 39(11), 1253-1264.
- King, L. A., Hicks, J. A., & Krull, J., & Del Gaiso, A. K.. (2006). Positive affect and the experience of meaning in life. *Journal of Personality and Social Psychology*, 90, 179-196.
- Luyckx, K., Goossens, L., Soenens, B., Beyers, W., & Vansteenkiste, M. (2005). Identity statuses based on 4 rather than 2 identity dimensions: Extending and refining Marcia's paradigm. *Journal of Youth and Adolescence*, 34, 605-618.
- Luyckx, K., Schwartz, S. J., Berzonsky, M. D., Soenens, B., Vansteenkiste, M., Smits, I., et al. (2008). Capturing ruminative exploration: Extending the four-dimensional model of identity formation in late adolescence. *Journal of Research in Personality*, 42, 58-82.
- Luyckx, K., Schwartz, S. J., Goossens, L., & Pollock, S. (2008). Employment, sense of coherence, and identity formation: Contextual and psychological processes on the pathway to sense of adulthood. *Journal of Adolescent Research*, 23, 566-590.
- Luyckx, K., Schwartz, S. J., Soenens, B., Vansteenkiste, M., & Goossens, L. (2010). The path from identity commitments to adjustment: Motivational underpinnings and mediating mechanisms. *Journal of Counseling and Development*, 88, 52-60.
- Marcia, J. (1966). Development and validation of ego-identity status. *Journal of Personality and Social Psychology*, 3, 551-558.

- Milligan, G. W., & Cooper, M. C. (1985). An examination of procedures for determining the number of clusters in a data set. *Psychometrika*, 50, 159-179.
- Podsakoff, P., McKenzie, S., Lee, J., & Podsakoff, N. (2003). Common method variance in behavioral research: A critical review of the literature and recommended remedies. *Journal of Applied Psychology*, 88, 879-903.
- Radloff, L. (1977). The CES-D scale: A self-report depression scale for research in the general population. *Applied Psychological Measurement*, 1, 385-401.
- Rand, W. M. (1971). Objective criteria for the evaluation of clustering methods. *Journal of the American Statistical Association*, 66, 846-850.
- Reker, G. (2000). Theoretical perspective, dimensions, and measurement of existential meaning. In G. T. Reker & K. Chamberlain (Eds.), *Exploring existential meaning: Optimizing human development across the life span* (pp 39-58). Thousand Oaks, CA: Sage.
- Reker, G., & Wong, P. (1988). Aging as an individual process: Toward a theory of personal meaning. In J. Birren & V. Bengtson (Eds.), *Emergent theories of aging* (pp 214-256). New York: Springer.
- Rosenberg, M. (1965). *Society and the adolescent self-image*. Princeton, NJ: Princeton University Press.
- Ryan, R. M., & Deci, E. L. (2001). On happiness and human potentials: A review of research on hedonic and eudaimonic well-being. *Annual Review of Psychology*, 52, 141-166.
- Ryff, C. D. (1989). Happiness is everything, or is it - Explorations on the meaning of psychological well-being. *Journal of Personality and Social Psychology*, 57, 1069-1081.
- Ryff, C. D., & Keyes, C. L. M. (1995). The structure of psychological well-being revisited. *Journal of Personality and Social Psychology*, 69, 719-727.

- Ryff, C. D., & Singer, B. (1998). The contours of positive human health. *Psychological Inquiry*, 9, 1-28.
- Schnabel, K., Asendorpf, J. B., & Ostendorf, F. (2002). Replicable types and subtypes of personality: German NEO-PI-R versus NEO-FFI. *European Journal of Personality*, 16, 7-24.
- Scholte, R. H. J., van Lieshout, C. F. M., de Wit, C. A. M., & van Aken, M. A. G. (2005). Adolescent personality types and subtypes and their psychosocial adjustment. *Merrill-Palmer Quarterly-Journal of Developmental Psychology*, 51, 258-286.
- Schwartz, S. J., Beyers, W., Luyckx, K., Soenens, B., Zamboanga, B. L., Forthun, L. F., et al. (2011). Examining the Light and Dark Sides of Emerging Adults' Identity: A Study of Identity Status Differences in Positive and Negative Psychosocial Functioning. *Journal of Youth and Adolescence*, 40, 839-859.
- Shek, D. T. L. (1997). The relation of family functioning to adolescent psychological well-being, school adjustment, and problem behavior. *Journal of Genetic Psychology*, 158, 467-479.
56. Steger, M. F. (2012). Experiencing meaning in life: Optimal functioning at the nexus of spirituality, psychopathology, and well-being. In P. T. P. Wong (Eds.), *The human quest for meaning (2nd Ed)* pp. 165-184. New York: Routledge.
- Steger, M., Frazier, P., Oishi, S., & Kaler, M. (2006). The meaning in life questionnaire: Assessing the presence of and search for meaning in life. *Journal of Counseling Psychology*, 53, 80-93.
- Steger, M. F., Kashdan, T. B., Sullivan, B. A., & Lorentz, D. (2008). Understanding the search for meaning in life: Personality, cognitive style, and the dynamic between seeking and experiencing meaning. *Journal of Personality*, 76, 199-228.

- Accepted Article
- Steger, M. F., Kawabata, Y., Shimai, S., & Otake, K. (2008). The meaningful life in Japan and the United States: Levels and correlates of meaning in life. *Journal of Research in Personality, 42*, 660-678.
- Steger, M. F., Mann, J. R., Michels, P., & Cooper, T. C. (2009). Meaning in life, anxiety, depression, and general health among smoking cessation patients. *Journal of Psychosomatic Research, 67*, 353-358.
- Steger, M. F., Oishi, S., & Kashdan, T. B. (2009). Meaning in life across the life span: Levels and correlates of meaning in life from emerging adulthood to older adulthood. *Journal of Positive Psychology, 4*, 43-52.
- Steger, M., Oishi, S., & Kesebir, S. (2011). Is a life without meaning satisfying? The moderating role of the search for meaning in satisfaction with life judgments. *Journal of Positive Psychology, 6*, 173-180.
- Steinley, D. (2006). K-means clustering: A half-century synthesis. *British Journal of Mathematical & Statistical Psychology, 59*, 1-34.
- Steinley, D., & Brusco, M. J. (2007). Initializing K-means batch clustering: A critical evaluation of several techniques. *Journal of Classification, 24*, 99-121.
- Waterman, A. (2008). Reconsidering happiness: A eudaimonist's perspective. *The Journal of Positive Psychology, 3*, 234-252.
- Waterman, A. S., Schwartz, S. J., Zamboanga, B. L., Ravert, R. D., Williams, M. K., Agocha, V. B., et al. (2010). The Questionnaire for Eudaimonic Well-Being: Psychometric properties, demographic comparisons, and evidence of validity. *Journal of Positive Psychology, 5*(1), 41-61.
- Zika, S., & Chamberlain, K. (1992). On the relation between meaning in life and psychological well-being. *British Journal of Psychology, 83*, 133-145.

Table 1

Univariate ANOVA's and Post-hoc Cluster Comparisons Based Upon Tukey HSD Tests for aspects of psychosocial functioning

| | Total | High Presence | Undifferentiated | High Presence | Low Presence | Low Presence | F(4,7093) | Eta ² | Cronbach's alpha |
|---------------------|-------|-------------------------------|----------------------------|-------------------------------|-------------------------------|-------------------------------|-----------|------------------|---------------------|
| | | High Search | | Low Search | High Search | Low Search | | | |
| Sample size (n) | 849 | 23% | 35% | 15% | 18% | 9% | | | |
| Self-esteem | | 39.87 ^a [6.48] | 37.67 ^b [6.46] | 42.39 ^c [6.11] | 32.85 ^d [7.14] | 33.16 ^e [6.50] | 431.54** | .20 | .89 |
| End Well-being | | 61.79 ^a [7.93] | 57.44 ^b [7.49] | 63.01 ^c [7.75] | 55.02 ^d [7.40] | 51.50 ^e [8.51] | 332.36** | .17 | .84 |
| Life Satisfaction | | 22.34 ^a [4.84] | 20.71 ^b [4.71] | 23.35 ^c [4.80] | 17.34 ^d [5.41] | 16.85 ^d [5.94] | 390.88** | .17 | .87 |
| Psych Well-being | | 69.31 ^a [8.91] | 65.30 ^b [9.41] | 71.45 ^c [8.34] | 62.20 ^d [8.88] | 56.60 ^e [11.95] | 321.98** | .17 | .81 |
| Depressive Symptoms | | 54.21 ^a [12.98] | 54.32 ^a [11.91] | 48.90 ^b [10.85] | 58.40 ^c [11.57] | 57.50 ^c [13.79] | 102.61** | .05 | .86 |
| Anxiety | | 40.36 ^a [16.69] | 41.40 ^b [15.60] | 33.68 ^c [13.80] | 46.83 ^d [15.74] | 47.81 ^d [16.37] | 134.90** | .07 | .95 |
| Rule breaking | | 16.89 ^a [6.57] | 18.49 ^b [8.01] | 15.60 ^c [5.57] | 18.58 ^b [6.94] | 24.27 ^d [10.43] | 160.76** | .08 | .88 |

| | | | | | | | | |
|-----------|--------------------|---------------------------|--------------------|---------------------|--------------------|----------|-----|-----|
| Social | 24.41 ^a | 25.37 ^b [8.07] | 22.40 ^c | 27.04 | 28.58 ^e | 83.29** | .04 | .87 |
| Aggressio | [8.12] | | [7.62] | ^d [8.00] | [9.01] | | | |
| n | | | | | | | | |
| Physical | 18.51 ^a | 19.82 ^b [7.70] | 17.01 ^c | 20.37 ^d | 24.08 ^e | 108.89** | .06 | .84 |
| Aggressio | [7.00] | | [6.45] | [7.24] | [8.92] | | | |
| n | | | | | | | | |

Note. A cluster mean is significantly different from another mean if they have different superscripts. Standard deviations are noted between brackets.

Table 2

Univariate ANOVA's and Post-hoc Cluster Comparisons Based Upon Tukey HSD Tests for aspects of psychosocial functioning for men and women

| | Tot | High | Undifferentia | High | Low | Low | F(4,7093) | Eta ² |
|------------|-----|-------------------------|---------------------------|-------------------------|--------------------------|--------------------------|--------------|------------------|
| | al | Presence | ted | Presence | Presence | Presence | | |
| | | High | | Low | High | Low | | |
| | | Search | | Search | Search | Search/ | | |
| | | | | | | High | | |
| | | | | | | Presence | | |
| | | | | | | Moderate | | |
| | | | | | | Search | | |
| Sample | 27 | 25% / 25% | 37% / 29% | 15% / 11% | 13% / 13% | 10% / 22% | | |
| size (n) | % / | | | | | | | |
| | 73 | | | | | | | |
| | % | | | | | | | |
| Self- | | 39.56 ^a /38. | 35.88 ^b /35.57 | 42.09 ^c /42. | 32.45 ^d /31.8 | 32.89 ^d /40.8 | 103.97*/280. | .20/.2 |
| esteem | | 66 ^a | ^b | 43 ^c | 9 ^d | 3 ^e | 98* | 0 |
| Eud | | 60.68 ^a /60. | 54.94 ^b /54.95 | 62.09 ^c /63. | 54.24 ^b /54.8 | 50.57 ^d /61.7 | 96.42*/212.3 | .19/.1 |
| Well- | | 67 ^a | ^b | 07 ^c | 1 ^b | 2 ^d | 2* | 6 |
| being | | | | | | | | |
| Life | | 21.70 ^a /21. | 19.48 ^b /19.14 | 23.04 ^c /23. | 16.30 ^d /16.9 | 15.68 ^d /22.7 | 114.71*/209. | .21/.1 |
| Satisfacti | | 72 ^a | ^b | 33 ^c | 3 ^d | 9 ^e | 38* | 5 |
| on | | | | | | | | |
| Psych | | 67.99 ^a /68. | 61.66 ^b /62.23 | 70.55 ^c /71. | 60.99 ^b /62.2 | 54.13 ^d /69.9 | 110.09*/189. | .21/.1 |
| Well- | | 37 ^a | ^b | 37 ^c | 3 ^b | 7 ^d | 52* | 4 |

| | | | | | | | |
|---------------------|--|--|--|---|---|---|---------|
| being | | | | | | | |
| Depressive Symptom | 52.91 ^a /55.60 ^a | 55.17 ^b /56.44 ^a | 48.05 ^c /49.32 ^b | 58.09 ^d /59.33 ^c | 56.98 ^{bd} /51.57 ^d | 28.26 [*] /87.90 [*] | .05/.06 |
| Anxiety | 37.76 ^a /42.59 ^a | 42.58 ^b /45.03 ^b | 32.36 ^c /34.32 ^c | 46.27 ^d /47.97 ^d | 48.39 ^d /37.35 ^e | 48.67 [*] /102.30 [*] | .09/.07 |
| Rule breaking | 18.66 ^a /16.83 ^a | 21.72 ^b /19.73 ^b | 17.23 ^c /15.07 ^c | 20.65 ^b /17.66 ^d | 26.70 ^d /15.75 ^e | 45.15 [*] /85.50 [*] | .08/.06 |
| Social Aggression | 25.21 ^a /24.86 ^a | 27.08 ^b /26.28 ^b | 23.49 ^c /22.07 ^c | 28.24 ^{bd} /26.91 ^b | 29.65 ^d /23.30 ^d | 22.49 [*] /54.91 [*] | .04/.04 |
| Physical Aggression | 20.50 ^a /18.43 ^a | 23.12 ^b /20.63 ^b | 18.83 ^c /16.50 ^c | 22.35 ^b /19.52 ^d | 26.12 ^d /17.11 ^c | 31.71 [*] /65.15 [*] | .06/.05 |

* $P < .001$. Note. Male means before the slash, female means after the slash. A cluster mean is significantly different from another mean if they have different superscript

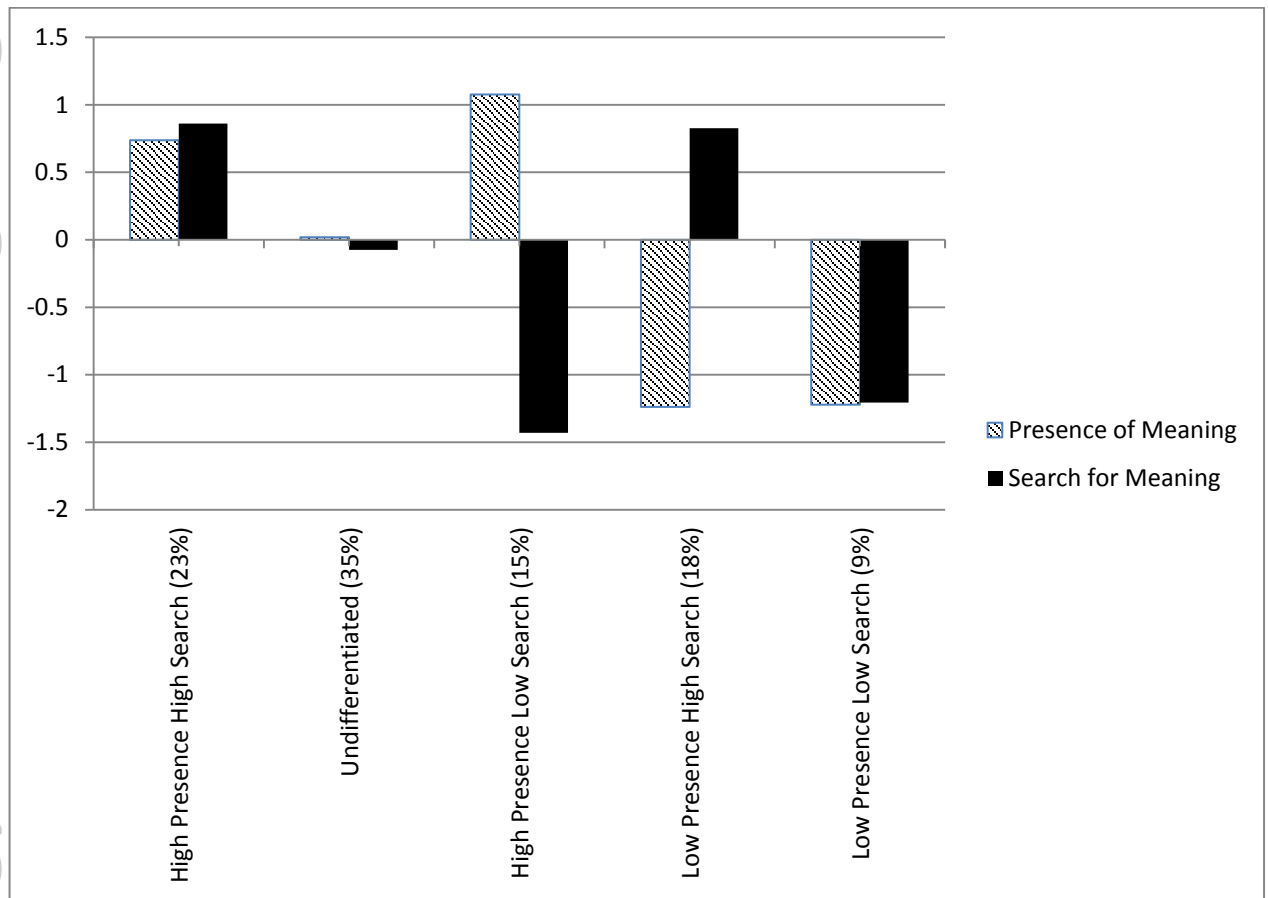


Figure 1
Z-scores of Presence of Meaning and Search for Meaning for the five clusters

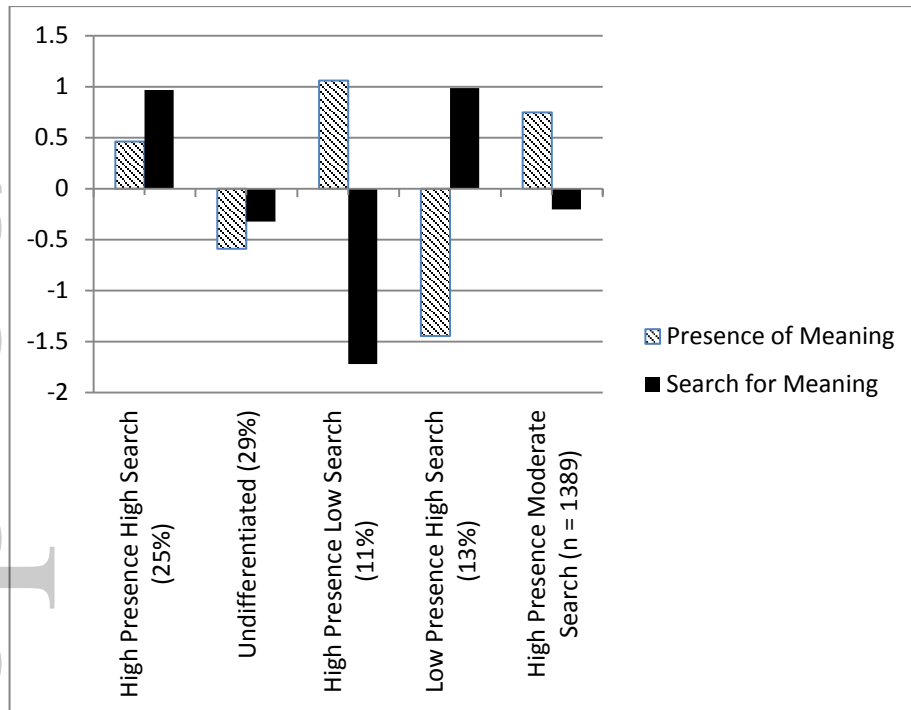
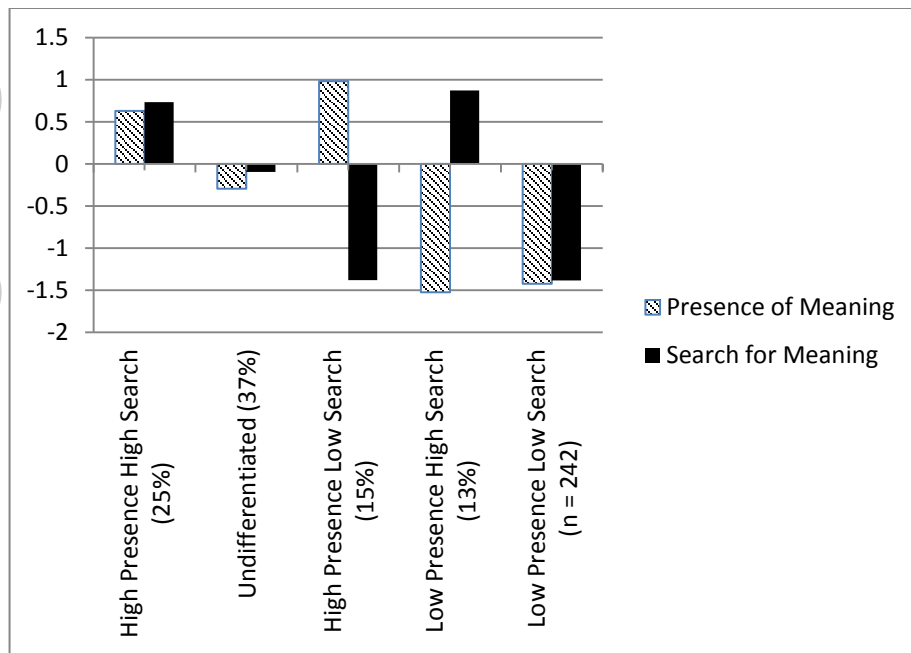


Figure 2
Z-scores of Presence of Meaning and Search for Meaning for the five clusters in the male subsample (above) and female subsample (below).